



# Tehachapi Valley Recreation & Parks District MASTER PLAN



Final  
September 2013



# acknowledgments

We would like to thank the many citizens, staff, and community groups who provided extensive input for the development of the Tehachapi Valley Recreation and Parks District Master Plan.

## **TVRPD BOARD OF DIRECTORS**

Gayle Stewart, Chairman  
Paul Press, Vice Chairman  
Paulette Rush, Secretary  
Nick Cyr, Director  
Brian Duhart, Director

## **MASTER PLAN AD HOC COMMITTEE**

Matt Young, TVRPD District Manager  
Manuel Avila, Former TVRPD Board of Directors  
Glenn Baumann, Community Member at Large  
Nick Cyr, Superintendent/Project Manager, Aspen Builders, Inc., TVRPD Board of Directors  
Bill Fisher, General Manager, Golden Hills Community Services District  
Greg Garrett, City Manager, City of Tehachapi  
Mary Beth Garrison, General Manager, Stallion Springs Community Services District  
Kirk Gilbert, Director of Facilities, Maintenance and Operations, Tehachapi Unified School District  
Christopher Kirk, Assistant City Manager, City of Tehachapi  
Gayle Stewart, Realtor®, Karpe Commercial Real Estate & Chairman, TVRPD Board of Directors  
Michelle Vance, Community Outreach Coordinator, City of Tehachapi  
Laura Lynne Wyatt, Realtor®, ReMax Tehachapi & Board Chairman, Golden Hills Community Services District  
Debbie Williams, Interim District Manager, TVRPD, August 2012 – May 2013  
James Wood, Former General Manager, TVRPD

## **MIG CONSULTANT TEAM**

Jim Pickel, Principal-in-Charge  
Mark Sillings, Project Manager  
Emily Kiefer, Project Associate  
Holly De La Torre, Project Associate  
Heather Buczek, GIS Services  
Ronald Hagan, Senior Associate Consultant  
Pam Wooldridge, Telephone Survey Consultant



# table of contents

---

## EXECUTIVE SUMMARY

|   |      |
|---|------|
| Introduction  | ES-3 |
| Summary of Needs Assessment/Community Input               | ES-4 |
| Recommended Goals to Address Opportunities and Challenges | ES-5 |
| Summary   | ES-6 |
| Programs and Activities                                   | ES-7 |

---

## CHAPTER 1: INTRODUCTION

|                                   |   |
|-----------------------------------|---|
| Overview                          | 3 |
| 1.1 Introduction                  | 3 |
| 1.2 Plan Purpose                  | 3 |
| 1.3 How the Plan Was Developed    | 4 |
| 1.4 Additional Planning Resources | 6 |

---

## CHAPTER 2: COMMUNITY PROFILE

|                                       |    |
|---------------------------------------|----|
| Overview                              | 9  |
| 2.1 Introduction                      | 9  |
| 2.2 Planning Context and Service Area | 9  |
| 2.3 Geography and Climate             | 10 |
| 2.4 Demographic Trends                | 11 |
| 2.5 District Overview                 | 16 |

---

## CHAPTER 3: EXISTING CONDITIONS

|                                 |    |
|---------------------------------|----|
| Overview                        | 23 |
| 3.1 Organizational Structure    | 23 |
| 3.2 Overview of Park Conditions | 24 |
| 3.3 Park Classifications        | 24 |
| 3.4 Park Standards              | 25 |

# table of contents

|  |    |
|--|----|
| 3.5 Recreation and Park Facilities in Tehachapi Valley | 26 |
| 3.6 Level of Service                                   | 27 |
| 3.7 Existing Park Inventory and Conditions             | 28 |

---

## CHAPTER 4: PROGRAM INVENTORY & ANALYSIS

|                       |    |
|-----------------------|----|
| Overview              | 75 |
| 4.1 Introduction      | 75 |
| 4.2 Program Inventory | 76 |

---

## CHAPTER 5: COMMUNITY INVOLVEMENT

|  |     |
|--|-----|
| Overview   | 87  |
| 5.1 Introduction                                     | 87  |
| 5.2 Stakeholder and Community Leader Interviews      | 88  |
| 5.3 Focus Groups                                     | 90  |
| 5.4 Sports Questionnaire                             | 92  |
| 5.5 Telephone Survey                                 | 93  |
| 5.6 Community Questionnaire                          | 97  |
| 5.7 Community Workshops                              | 100 |
| 5.8 Analysis and Key Findings of the Public Outreach | 101 |

---

## CHAPTER 6: NEEDS ASSESSMENT

|   |     |
|---|-----|
| Overview  | 107 |
| 6.1 Introduction and Methodology                        | 107 |
| 6.2 Parks Standard and Level of Service                 | 108 |
| 6.3 Comparison of Recreation & Park Districts           | 110 |
| 6.4 Parkland and Recreation Facilities Level of Service | 111 |
| 6.5 Program Analysis and Weighted Evaluation            | 119 |
| 6.6 Financial Analysis                                  | 122 |
| 6.7 Staffing & Organizational Analysis                  | 124 |
| 6.8 Summary Analysis                                    | 128 |
| 6.9 Community Challenges and Opportunities              | 130 |

---

## CHAPTER 7: POLICIES AND RECOMMENDATIONS

|                                 |     |
|---------------------------------|-----|
| Overview                        | 135 |
| 7.1 Introduction                | 135 |
| 7.2 Park Deficits               | 136 |
| 7.3 Capacity of Existing Parks  | 143 |
| 7.4 Organizational Capacity     | 163 |
| 7.5 Stronger Partnerships       | 168 |
| 7.6 Program Offerings           | 172 |
| 7.7 Natural and Cultural Assets | 175 |

# table of contents

|                      |     |
|----------------------|-----|
| 7.8 Community Spirit | 178 |
| 7.9 Summary          | 181 |

---

**CHAPTER 8: FINANCIAL PLAN & CAPITAL IMPROVEMENT PROGRAM**

|                                 |     |
|---------------------------------|-----|
| Overview                        | 184 |
| 8.1 Introduction                | 184 |
| 8.2 Background                  | 184 |
| 8.3 Financial Plan              | 187 |
| 8.4 Capital Improvement Program | 190 |
| 8.5 Summary                     | 198 |

---

**APPENDICES**

**Appendix A. Community Outreach**

|  |
|--|
| Community Leader Interviews                                    |
| Focus Groups   |
| Stakeholder Interviews   |
| Community Workshop #1 - Chili Cook-Off Intercept Event Flyer   |
| Community Workshop #1 - Chili Cook-Off Intercept Event Summary |
| Community Workshop #2 - Summary                                |
| Community Workshop #2 - Wall Graphic                           |

**Appendix B. Telephone Survey**

|                  |
|------------------|
| Telephone Survey |
|------------------|

**Appendix C. Questionnaires**

|                                 |
|---------------------------------|
| Sports Group Questionnaire      |
| Community Questionnaire         |
| Community Questionnaire Results |

**Appendix D. Program Evaluation**

|                             |
|-----------------------------|
| Detailed Program Evaluation |
|-----------------------------|

**Appendix E. TVRPD Progress During Master Plan Process**

|                                 |
|---------------------------------|
| Memo from TVRPD - July 16, 2013 |
|---------------------------------|



## executive summary

---







---

# executive summary

## INTRODUCTION

The Tehachapi Valley Recreation and Parks District (TVRPD) owns and operates parks and recreation facilities that provide leisure activities for about 31,000 residents within the Greater Tehachapi Area. The District recognizes properly planned development and appropriate maintenance of these facilities will continue to enhance the quality of life for the citizens of the Greater Tehachapi Area for decades to come. The Recreation and Parks District Master Plan will provide direction for the orderly and consistent planning, development and administration of the District's parks and recreation system. The Recreation and Parks District Master Plan is a visioning document that takes into account the existing conditions of parks and facilities as well as the current recreation and cultural arts needs and desires of Tehachapi residents.

The TVRPD Staff and Master Plan Ad Hoc Committee embraced

a collaborative approach to developing the Master Plan. Staff provided valuable insight and extensive current and historical data for use by the MIG team including:

- Current facility inventory
- Current program inventory
- Organizational history, trends, values and mandates
- Identification of core programs and services
- Identification of current issues requiring resolution
- Current and projected breakdown of community demographics, maps, plans, joint use agreements and future park plans

The Recreation and Parks District Master Plan document is organized in eight chapters. Chapter 1, Introduction, presents an overview of the purpose for the Recreation and Parks Master Plan and describes the process used to complete the project. Chapter 2, Community Profile, and describes Tehachapi and the

regions surrounding its location. Chapter 3, Existing Conditions includes the organizational structure, current 'level of service' and contains a current inventory of existing parks and facilities, and lists the amenities contained at each park site in the District and provides comments on existing conditions. It also includes a list of schools and regional facilities used by Tehachapi residents for recreation and cultural activities.

Chapter 4 reviews Existing Programs and Services and presents an inventory of programs and services currently provided by the TVRPD. It also explains how services are provided and analyzes the types of programs and activities by age groups.

Chapter 5 covers the community input which was generated from the various community outreach tools and public input processes used for the Master Plan and provides analysis and key findings of the outreach process.

Chapter 6 covers the Needs Assessment portion of the Master Plan through comparison of similar recreation and park districts. An analysis of the staff, organization and finances along with an examination of the challenges and opportunities within the community are presented in this chapter. Chapter 7 contains the recommendations for TVRPD regarding park classifications, trails, District organization, and facilities. Service area gaps for the parks and


facilities are addressed and the park standards and design guidelines are also presented in this chapter. Lastly Chapter 8 presents a financial plan and a capital improvement program that TVRPD could consider for accomplishing the recommendations.

### **SUMMARY OF NEEDS ASSESSMENT/COMMUNITY INPUT**

The purpose of a Needs Assessment is to quantify and understand both the facility and recreational program needs of the community. In order for the District to develop a long range plan for providing the right recreational facilities and programs, it needs to understand the nature of the community, its current and future recreational desires, its actual needs, and its ability to deliver the services that are determined necessary through the Needs Assessment.

MIG, working with District staff and the Ad Hoc Committee used a number of community input tools to conduct public outreach and solicit the public's opinions and requests about recreation program and facility needs, as well as special insights into the operation of Parks and Recreation programs and services.

The public outreach tools used by MIG included a statistically valid citywide phone survey; Community Questionnaire; Sports Organization Questionnaire; Community Leader interviews; Stakeholder Interviews; and Focus Group meetings with



*View into Philip Marx's Central Park from the large gazebo.*

senior groups, sports groups, community organizations, and arts groups, a Community Intercept Event, and a Community Outreach Workshop.

## RECOMMENDED GOALS TO ADDRESS OPPORTUNITIES AND CHALLENGES

Chapter 7 presents goals, policies, and recommendations for the District to implement, as resources permit, to provide a winning park and recreation system. The goals, policies, and recommendations are based on the analysis of the findings of the Existing Conditions in Chapter 3; the program inventory and analysis in Chapter 4; and the community outreach and needs assessment in Chapter 6. The goals have been developed to directly take advantage of the District's strengths and opportunities and to mitigate to the extent possible, the challenges and obstacles facing the District.

The following is a list of the most important goals to emerge from the strategic planning process as outlined in Chapter 7. Please refer to Chapter 7 for the complete list of goals, recommendations and a more detailed explanation associated with each of the goals.

### 7.2 ADDRESSING PARK DEFICITS

Goal 1: Provide a system of park classifications and amenity requirements for future parks that serve their intended purpose.

Goal 2: Increase access to Neighborhood Parks, Community Parks, and Recreation Facility Opportunities for all residents throughout the District.

Goal 3: Work with regional partners to increase current park capacity to achieve the District's adopted standard of 3 acres of local parkland per 1,000 residents.

### 7.3 ADDRESSING THE CAPACITY OF EXISTING PARKS

Goal 4: Improve the operational capacity of existing TVRPD parks and facilities through improvements that address deferred maintenance issues and respond to public concerns.

Goal 5: Work to provide additions or new facilities at existing parks which the community identified as desired in the Community Involvement and Needs Assessment.

Goal 6: Develop new neighborhood and community parks containing the types of facilities and amenities the community identified as meeting future demand for recreation in the Tehachapi Valley.

Goal 7: Improve efficiency and function through proper planning that adheres to general policies of good park design.

Goal 8: Improve the capacity of existing parks by providing quality maintenance and operations of existing parks and facilities to

a standard acceptable to the community; providing a safe and pleasant environment for recreation activities.

#### **7.4. ADDRESSING ORGANIZATIONAL CAPACITY**

Goal 9: Seek to improve operational efficiency by adjusting organizational capacity to meet the level of service required to deliver recreation programs and to maintain facilities in a manner that meets community expectations.

Goal 10: Continue to implement policies and programs that increase employee supervision, training and safety.

#### **7.5 ADDRESSING STRONGER PARTNERSHIPS**

Goal 11: Create a parks and recreation delivery system where equitable partnerships are developed and managed with other public agencies, including the Tehachapi Unified School District, not-for-profit organizations, commercial recreation providers, and independent contractors to maximize the District's resources in meeting the community needs for recreation and park services.

Goal 12: Engage the community to increase public awareness, interest and support of TVRPD programs and facilities.

#### **7.6 EXPANDING PROGRAM OFFERINGS**

Goal 13: Broaden direct programming and help facilitate partner program offerings for youth.

Goal 14: Address the growing demand for senior programs and services.

#### **7.7 ADDRESSING NATURAL AND CULTURAL ASSETS**

Goal 15: Expand and improve multi-use trails systems.

Goal 16: Seek to preserve open space and the rural environment.

Goal 17: Look for opportunities to acquire additional open space parks, but not at the expense of local parkland types.

Goal 18: Build on arts and culture of the community.

#### **7.8 ENHANCING COMMUNITY SPIRIT**

Goal 19: Encourage community volunteers.

Goal 20: Engage community.

#### **SUMMARY**

The goals and recommendations in Chapter 7, along with the financial strategies contained in Chapter 8, provide ways for TVRPD to address park and facility deficits. Specifically in terms of meeting the District's guidelines for parkland acreage; the maintenance of parks to increase their ability to better handle their capacity for use; the ideal organization

structure to deliver quality services; strategies and examples of how to develop stronger partnerships; ways to broaden program offerings; ways to take advantage of cultural and natural assets; and strategies to capitalize on community spirit.

Chapter 8 addresses the financial costs and resources it will take to implement the recommendations, the priorities for capital improvements, and the funding methods TVRPD can consider to accomplish the recommendations it wishes to pursue.

### **PROGRAMS AND ACTIVITIES**

The Recreation and Parks Master Plan contains a number of specific program and activity recommendations that address items residents indicated they desired during the public outreach process. The Master Plan recommends programs that provide the following benefits: Unique identity and character, sense of belonging, healthy lifestyles, lifelong learning, professional growth, safety and security, youth development, strong family units, cultural enrichment, economic development, environmental stewardship, and fun and celebration. Many of the recommendations are currently being offered; however, the District staff will have to work to incorporate the other suggestions into future programming.



*Children climbing at the Annual Chili Cook-Off*



introduction

---

## CHAPTER ONE







*Youth softball game at West Park*

# introduction

## OVERVIEW

The following sections are included in this chapter:

- 1.1 Introduction
- 1.2 Plan Purpose
- 1.3 How the Plan was Developed
- 1.4 Additional Planning Resources

### 1.1 INTRODUCTION

In February 2012, the Tehachapi Valley Recreation and Parks District (TVRPD) initiated the development of a comprehensive Recreation and Parks Master Plan. The purpose of the Plan is to guide the District's delivery of parks and recreation facilities and services for the next 10 to 20 years. It embodies the collaborative efforts of District Staff, the Master Plan Ad Hoc Committee, elected officials, stakeholders and residents of the District.

### 1.2 PLAN PURPOSE

The Greater Tehachapi Area has experienced remarkable changes over the more than half-century since the TVRPD was formed in 1958 and in the two decades since the adoption of its last Master Plan in 1992. This Master Plan has been developed following a period of significant residential growth early in the 1st decade of this century; soon thereafter followed by the 2008 economic crisis and years of slow or no growth.



*Top: Annual 5k Bun Run.  
(Photograph by Nick Smirnoff)*


*Middle right: Historic Downtown  
Tehachapi sign.*

*Left: Adventure Camp Hot Air Balloon  
Ride.*

Now that the region appears to be entering a new phase in its development, a new Recreation and Parks Master Plan is an opportunity to take stock of the existing park system, plan for the future and develop an overarching vision for recreational services and facilities around which the community can rally.

The plan has three major purposes:

1. *Describe current and future needs, interests and community preferences for parks, recreation and facilities*
2. *Present a long term vision and goals for the TVRPD and the community for the next 10 years; and*
3. *Identify priorities and develop recommendations for action that will guide future development and management of the parks and recreation system.*



*Top: Horse drawn carriage ride around Brite Lake.*

*Bottom: Cinco de Mayo celebration.*

The Master Plan is an essential first step that will enable the District, working closely with the City of Tehachapi and other partners, to move past current challenges and onward toward an even stronger position where it can more effectively meet the future recreational needs of the community in the years to come.

### 1.3 HOW THE PLAN WAS DEVELOPED

Development of the Master Plan has been a collaborative process involving District staff, an Ad Hoc Committee

representing key public agencies and other community organizations, elected officials, community leaders and residents. In addition, TVRPD engaged the services of MIG, Inc., a private parks and recreation planning firm to help develop the Master Plan.

#### TVRPD Recreation and Parks Master Plan Ad Hoc Committee

- City of Tehachapi.
- County of Kern.
- Golden Hills Community Services District.
- Stallion Springs Community Services District.
- Tehachapi Cummings County Water District.
- Tehachapi Valley Recreation and Parks District.
- Tehachapi Unified School District.

Developing the Master Plan was a four-phase process, with 1,000 community members participating and providing input.

#### Phase I – Where Are We Now?

The first phase of the planning process focused on existing park and recreation resources in the Greater Tehachapi Area. This chiefly involved an inventory, mapping and evaluation of all existing parks and recreation facilities provided by TVRPD. In order to acquire a more comprehensive picture of recreation assets available to residents, the assessment was extended to include parks and facilities of other service providers including the City of Tehachapi, TUSD, and the County of Kern. To establish a baseline understanding

of the communities served by the TVRPD, demographics and other information about the Greater Tehachapi Area were collected and assessed. Finally, interviews were conducted with community leaders and other stakeholders representing various organizations and other groups that interact with the District. This preliminary outreach was undertaken to develop an initial profile of key issues, priorities and perceived needs that would help guide subsequent outreach and planning activities.

### **Phase II – Where Do We Want To Be?**

Phase II focused primarily on public outreach and analysis of the park system to determine key recreation needs in the community. The public was provided an array of different methods for providing their input regarding current recreation needs and perceived gaps, and to identify priorities for future park and recreation services. These opportunities included a telephone survey of randomly selected households; community questionnaires available on-line, distributed in parks and other venues, as well as with utility bills; and through sports and user group questionnaires. Other outreach activities included four focus groups, a community intercept event held in conjunction with the annual chili cook off, and a community workshop to present initial findings and gather

additional input. Findings from these outreach tools, together with an analysis of the existing park system, including comparisons with other park and recreation districts that serve communities with demographics similar to Greater Tehachapi, provided the project team with a picture of the how well the TVRPD's current parklands, recreation facilities and programs are meeting the needs of the community today, and where it needs to be in the future.

### **Phase III – How Do We Get There?**

Phase III drew upon findings that emerged from the preceding phases to formulate recommended goals and strategies for achieving them. Given the gap between the existing park system and where it should be in the future, these recommendations chart a path to enable the District and its partners to fully meet the recreational needs of the community. These goals and recommendations include proposals for new recreational facilities, improvements to existing facilities, and how the District can develop the financial resources and ongoing revenue necessary to implement all these recommendations.



*Focus Groups were held to obtain input from specific user-groups.*

### Phase IV – Finalizing the Master Plan

Acceptance of the Master Plan document and its recommendations by the TVRPD Board of Directors is the final hurdle. During this final phase, MIG provided an Administrative Draft for review by TVRPD staff and the Ad Hoc Committee. Feedback received is used to confirm and refine the overall strategic direction and specific recommendations of the Master Plan, resulting in a Draft Master Plan for further community review. Following the presentation of the Draft Master Plan to the District staff and Board for review and comment, the Final Master Plan will be generated. Upon its acceptance by the TVRPD Board, the Master Plan will help guide the future development of parks and recreation in the Greater Tehachapi Area.



*Top: West Park group picnic area.*

*Bottom: Ollie Mountain Skate Park.*

### 1.4 ADDITIONAL PLANNING RESOURCES

Development of this Master Plan has benefitted from other planning documents developed and adopted in recent years. Some of the most significant documents are highlighted below.

- Report and Annual Reports, January 2012.
- Greater Tehachapi Area Specific Plan, November 2010.
- Park Development Standards Section of the City of Tehachapi Municipal Code.
- TVRPD Proposal and Development of a Capital Improvement Fee, March 2006.
- TVRPD and Golden Hills Community Survey, April 2005.

By drawing upon information contained within these and other planning documents, as well as current public input, the resulting Master Plan reflects not only the priorities and preferences of the Greater Tehachapi Area community, but also planning data provided by these other sources.

- City of Tehachapi General Plan, January 2012.
- City of Tehachapi General Plan Draft EIR, January 2012.
- TVRPD Five Year Impact Fee

community profile

---

## CHAPTER TWO





*Historic Downtown Tehachapi Sign*

# community profile

## OVERVIEW

The following sections are included in this chapter:

- 2.1 Introduction
- 2.2 Planning Context and Service Area
- 2.3 Geography and Climate
- 2.4 Demographic Trends
- 2.5 District Overview

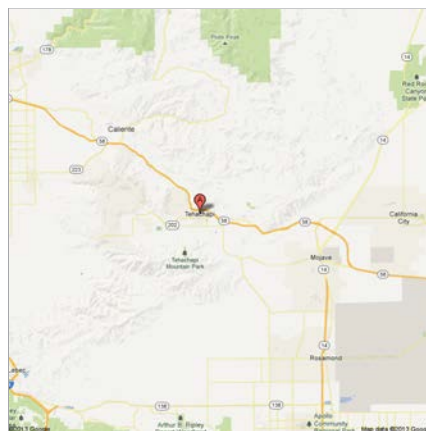
## 2.1 INTRODUCTION

This chapter provides an overview of the planning context of the Tehachapi Valley Recreation and Parks District (TVRPD). It describes the District’s locale, the population it serves and key demographics to lay a foundation for the Recreation and Parks Master Plan.

## 2.2 PLANNING CONTEXT AND SERVICE AREA

The Tehachapi Valley Recreation and Park District (TVRPD) serves communities of the Greater Tehachapi Area. This region located in the mountains of central Kern County along state route (SR) 58 lies

between the San Joaquin Valley to the west and the Mojave Desert to the east. The city of Tehachapi is the principal population center accounting for approximately 40% of the over 36,000 individuals residing in the area. The majority of the population is dispersed among several unincorporated rural and semi-rural communities including Alpine Forest, Bear Valley, Golden Hills, Hart Flat, Keene, Mountain Meadows, Old West Ranch, Sand Canyon, and Cameron Canyon; among others.



Top: Tehachapi Train Loop.  
 Middle right: Tehachapi street signs.  
 Left: Tehachapi Area Map.



Given its location in the Tehachapi Mountains, Tehachapi is relatively isolated from other significant population centers, with the City of Bakersfield lying approximately 40 miles to the northwest and Mojave 21 miles to the southeast.

Most of the primary commercial, educational, and retail destinations serving residents are located in or near the city of Tehachapi. Outside the city, population densities are relatively low and most housing both inside and outside the City consists of single-family homes.

TVRPD encompasses all the communities within the Greater Tehachapi Area with the exception of Bear Valley Springs and Stallion Springs, which lie just outside its official boundaries. Both communities were originally served by TVRPD but subsequently left to provide recreation facility and services for their residents independently of the District.

The official boundaries of the TVRPD actually extend far beyond

the communities of the Greater Tehachapi Area (GTA) to encompass the largely unpopulated mountainous areas both to the south and north of GTA. In total, the official TVRPD service area covers 468 square miles, or 299,776 acres, as shown by the inserted map (Figure 2.1). A significant portion of this region lies beyond the boundaries of the GTA and is not easily accessible to or from TVRPD. As a result, the effective service area for the TVRPD is considerably smaller, consisting of the communities and population that lie within the more compact area defined by the Greater Tehachapi Area Specific Plan.

### 2.3 GEOGRAPHY AND CLIMATE

The Greater Tehachapi Area is characterized by a diverse and rugged landscape of mountains, canyons and valleys. Elevations range from a low of 2,500 feet to mountain peaks of approximately 8,000 feet. The city of Tehachapi lies at an elevation of nearly 4,000 feet.

Because of its mountainous location, the residents of Tehachapi also enjoy a unique and distinct climate. In contrast to most other Kern County communities, Tehachapi experiences a greater degree of seasonal variations and has in the past taken advantage of this benefit to promote itself as the “Land of Four Seasons.” In particular, compared to the San Joaquin Valley to the west or

*Top: Tehachapi colorful hillsides (Frank Kee, 2005).*

*Middle: Tehachapi spring flowers (artinnaturephotography.com).*

*Bottom: Tehachapi mountains (planetware.com)*



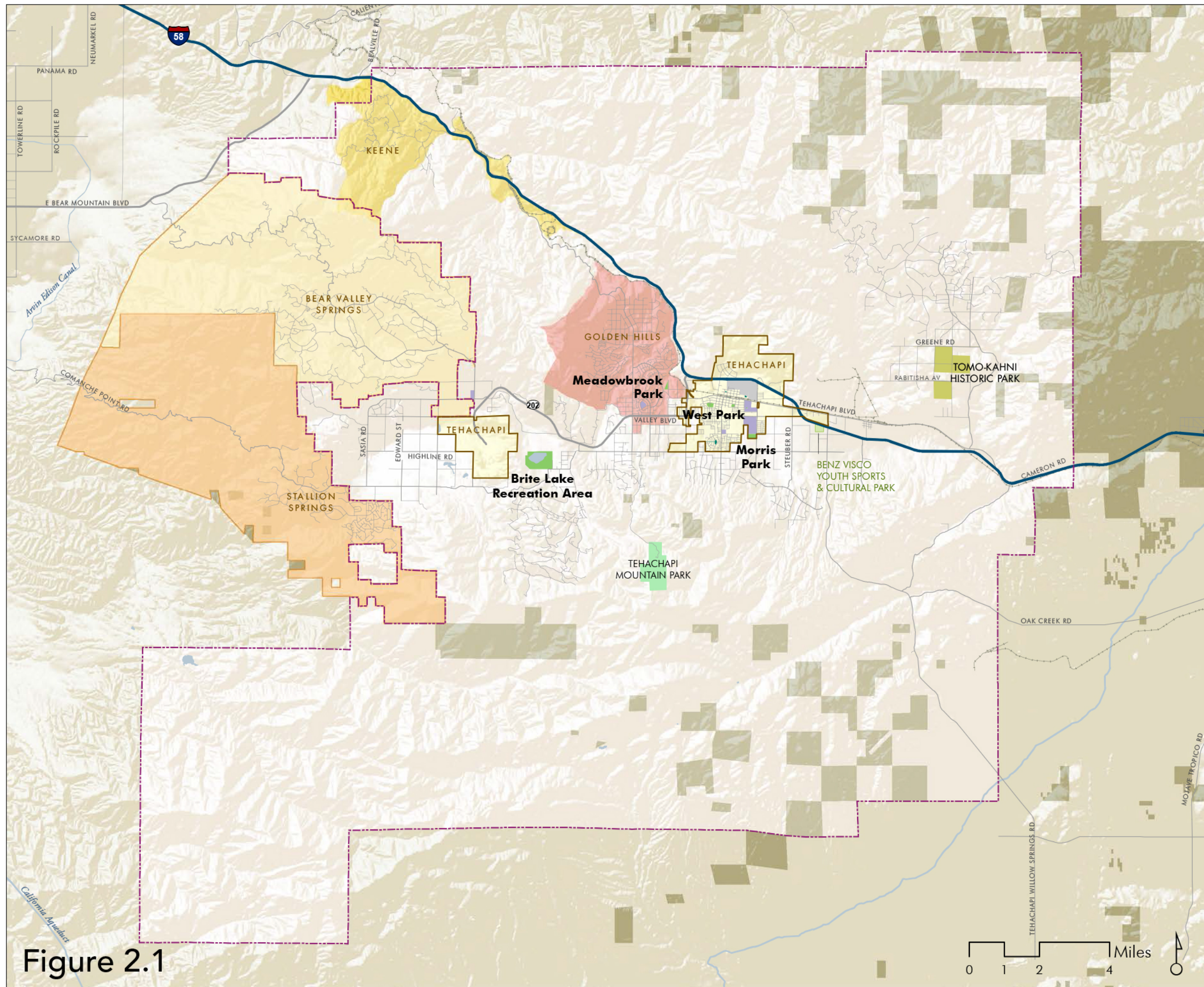


Figure 2.1

- District Park
- City Park
- Kern County Park
- State Park
- BLM Land
- Other
- School
- City Limits
- Tehachapi Valley PRD
- Bear Valley
- Stallion Springs
- Keene
- Golden Hills
- Water Feature
- Airport
- Freeway
- Highway
- Major Road
- Local Road
- Railroad

**Existing Parks & Facilities**

Mojave Desert to the east, residents in Tehachapi experience much cooler summers. Residents can also expect to encounter more inclement weather during the winter months, including snow. Wind generated by the convergence of mountains and desert is the one climatic feature that is a constant throughout the year, providing an enduring platform for its substantial wind energy industry.

## 2.4 DEMOGRAPHIC TRENDS

Population growth is a key component for increasing demands for parks and recreation in most areas. Additionally, demographic characteristics can influence recreational interests and levels of participation. Age and income affect an individual's ability to pursue and participate in recreational activities. To a lesser extent, employment, education and ethnicity also play a role.

The demographic overview presented here provided a basis for the needs assessment analysis, summarized later in chapter six. Data for the geographic area served by the TVRPD was obtained from the 2000 and 2010 U.S. Census, the Greater Tehachapi Area Specific Plan- May 2010, City of Tehachapi General Plan Draft EIR – January 2012, Greater Tehachapi Economic Development Council, and the California State Department of Finance Demographic Research Unit.

### Population

The current population in the Greater



*Above: Windmills for power generation.*

Tehachapi Area is 36,834 according to the 2010 U.S. Census for the Tehachapi CCD (Census County Division), the boundaries of which are largely equivalent to the boundaries that define the service area of the Tehachapi Valley Recreation and Park District. This represents a 28 percent increase over the 2000 population of 28,415 people. During the same period, the City of Tehachapi had a similar increase in population with an estimated 14,523 residents in 2011; after having experienced 30 percent growth from 2000 when it had a population of 11,125 residents. Most of the growth took place in the years prior to the 2008 economic recession. Recent population figures from the California Department of Finance show a small 3.9% decline over the past year for the City of Tehachapi, which as of January 2012 is now estimated to have

a slightly smaller population of 13,872. During this same period, a similar pattern of relatively slow or flat population growth is expected to have also occurred throughout the rest of the Greater Tehachapi Area. Despite the recent population growth slowdown, long term trends will likely resume following an economic recovery. According to the California Department of Finance, the population in all of Kern County is projected to increase by 23% from a current 846,883 in 2011 to 1,041,469 in 2020<sup>1</sup>, a pattern likely to be replicated on a smaller scale within the Tehachapi community.

Although the geographic territory covered by the TVRPD includes most of the Tehachapi area, this does not encompass either Bear Valley or Stallion Springs, which together account for 8,117 residents. In addition, U.S. census figures also include the 5,921 persons incarcerated at the California Correctional Institution located in

Tehachapi. Deducting these three population groups from the overall total for the Tehachapi area yields a more accurate estimate of 22,796 residents living within the area directly served by TVRPD (see Table 2.2). Although the smaller figure excludes residents from Bear Valley and Stallion Springs, residents living within these communities can pay a fee to use TVRPD facilities or to participate in its recreation programs.

### Age

Age distribution is often used to determine a community's need for various recreation opportunities. In general, youth participate in recreation activities more frequently than any other age group. Youth also generally favor more active and competitive activities, such as traditional sports (e.g., baseball, basketball, and soccer) and extreme sports (e.g. mountain biking, skateboarding, rock climbing).

As people age, their participation in active or competitive recreation typically decreases. However, new trends show that seniors are staying active longer. Many older adults and seniors continue to participate in recreation as they age to promote health and wellness, to stay socially connected, and to engage in life-long learning. Intergenerational and family-oriented activities also appeal to residents in communities with a balanced age distribution.

*Below: Downtown Tehachapi.*



<sup>1</sup> *Interim Projections for California and Counties, California Department of Finance, Demographic Research Unit, May 2012.*

| Location                                      | Total Population |
|---|------------------|
| Tehachapi Area population (1)                 | 36,834           |
| Less - Bear Valley Springs population (2)     | 5,172            |
| Less - Stallion Springs population (2)        | 2,945            |
| Less - Institutionalized population (CC1) (1) | 5,921            |
| <b>Population within TVRPD service area</b>   | <b>22,796</b>    |

(1) Source: 2010 U.S. Census for Tehachapi CCD.

(2) Source: 2010 U.S. Census for Bear Valley Springs CDP and Stallion Springs CDP

Table 2.2. Tehachapi Valley Recreation and Parks District - Service Population.

Table 2.3 notes the age distribution of residents in the Greater Tehachapi Area<sup>2</sup> based on the percentage each age group comprises the overall population in 2000 and in 2010.

Any assessment of this population data, including age distribution, should acknowledge the presence of 5,921 inmates at the California Correctional Institute (CCI) located in the City of Tehachapi. For instance, 98% of the prison population is male. This accounts for why the reported percentage of males in the general Tehachapi CCD population is uniquely high compared to females (57.8% male to only 42.2% female). Without the CCI population the male and female percentage breakdown is more typical of other communities with an almost even split with males representing just a bit less than 50% and females just over 50% of the overall population.

In addition the above population figures also include 8,117 people living in Stallion Springs and Bear Valley, which are not part of the TVRPD service area.

When the California Correctional Institute (CCI) population and the Stallion Springs and Bear Valley population are removed from Table 2 above it more accurately describes the actual area population TVRPD serves, as shown in Table 2.4.

<sup>2</sup> All population figures throughout this section are derived from the 2000 and 2010 U.S. Census for the Tehachapi CCD.

| Age Group   | % in 2000 | % in 2010 |
|-------------|-----------|-----------|
| Under 5     | 5.3       | 5.3       |
| 5-19        | 22.4      | 18.0      |
| 20-24       | 5.9       | 6.1       |
| 25-34       | 13.5      | 14.0      |
| 35-44       | 18.5      | 13.4      |
| 45-54       | 13.2      | 16.6      |
| 55-64       | 9.0       | 12.5      |
| 65-74       | 7.6       | 8.5       |
| 75 and over | 4.5       | 5.5       |

Table 2.3. Age Distribution and Change of Population, 2000 and 2010.

|                         | 36,834 | Less CCI<br>5,921* | 30,913 | Less<br>SS&BV<br>8,117 | TVRPD<br>Service<br>Area<br>22,796 | Service<br>Area Age<br>% |
|-------------------------|--------|--------------------|--------|------------------------|------------------------------------|--------------------------|
| <b>Total Population</b> |        |                    |        |                        |                                    |                          |
| Male                    | 21,180 | -5,802             | 15,378 | -4,042                 | 11,336                             |                          |
| Female                  | 15,654 | -119               | 15,535 | -4,075                 | 11,460                             |                          |
| Under 5 years           | 2,264  |                    | 2,264  | -430                   | 1,834                              | 8%                       |
| 5 to 9 years            | 1,953  |                    | 1,953  | -487                   | 1,466                              | 6%                       |
| 10 to 14 years          | 2,044  |                    | 2,044  | -487                   | 1,557                              | 7%                       |
| 15 to 19 years          | 2,694  |                    | 2,694  | -487                   | 2,207                              | 10%                      |
| 20 to 24 years          | 1,729  | -529*              | 1,137  | -497                   | 642                                | 3%                       |
| 25 to 34 years          | 5,222  | -2,368*            | 2,854  | -1,136                 | 1,718                              | 7%                       |
| 35 to 44 years          | 4,954  | -1,777*            | 3,177  | -1,088                 | 2,089                              | 9%                       |
| 45 to 54 years          | 6,688  | -1,184*            | 5,504  | -1,347                 | 4,157                              | 18%                      |
| 55 to 59 years          | 2,721  |                    | 2,721  | -487                   | 2,234                              | 10%                      |
| 60 to 64 years          | 2,025  |                    | 2,025  | -488                   | 1,537                              | 7%                       |
| 65 to 74 years          | 2,734  |                    | 2,734  | -690                   | 2,044                              | 9%                       |
| 75 to 84 years          | 1,386  |                    | 1,386  | -203                   | 1,183                              | 5%                       |
| 85 years and over       | 420    |                    | 420    | -162                   | 258                                | 1%                       |

\*Department of Corrections Age Distribution Averages (State Wide) from the Public Policy Institute of California. California Counts, Population Trends & Profiles, Volume 8, Number 1, 2006.

Table 2.4. Age Distribution from the 2010 US Census minus CCI, Stallion Springs, and Bear Valley.

A summary of the TVRPD’s service area age percentages shows that 31% of the Service Area Population is 19 years of age or younger; 37% of the Service Area Population is between 20 – 54; and, 32% of Service Area Population is over 55.

Basically, a third of the population is Youth/Teens, a third Adults and a third Seniors. This ratio should be reflected in the development of recreation services in the District to insure an equal distribution of programming opportunities for all ages.

**Ethnicity**

Culture and ethnicity often play a role in the recreation preferences and level of participation in various activities. This could increase the demand for certain types of recreation facilities and programs. However, overall ethnic diversity in the Tehachapi area remained relatively stable between 2000 and 2010. The Non-Hispanic White population remains the dominant

majority accounting for 68 percent of the overall population in 2000 and declining only slightly to 67 percent in 2010. During this time period, the Hispanic population increased from 21 percent to slightly over 24 percent of the overall population<sup>3</sup>.

**Household Type**

In 2010, there were a total of 11,625 households in the Greater Tehachapi Area. Family households consisting of two or more members related by birth, marriage or adoption, account for nearly 73 percent of this total, i.e. 8,425 households. Not all households contain families since a household may include groups of unrelated people living together or one person living alone. These account for 3,200 households or just over 27 percent of the total. A majority of these non-family households are 2,626 individuals, either male or female, who live alone, accounting for nearly 23 percent of all households.

Finally, there are 3,794 households with children under 18 years of age, accounting for only one-third, or 33 percent, of total households. This includes 7.5 percent, or 878 households with children under 18 years old led by a single parent, with no spouse present.

<sup>3</sup> The U.S. Census does not provide data on the ethnicity of the institutionalized population at CCI, so it is not possible to determine what the ethnic breakdown would be in their absence.

| Race/Ethnicity                      | % of 2010 Population |
|-------------------------------------|----------------------|
| Non-Hispanic White                  | 67.0%                |
| Hispanic/Latino                     | 24.1%                |
| Non-Hispanic Black/African American | 4.2%                 |
| Non-Hispanic Asian/Pacific Islander | 1.5%                 |
| American Indian/Alaska Native       | 0.8%                 |
| Non-Hispanic Other                  | 2.4%                 |

Table 2.5. Race/Ethnicity.

Average household size is 2.61 persons per household. Among the 8,425 family households, average family size was 3.06 persons per family.

Over two thirds of all households, i.e. 73.4 percent representing 8,531 households, lived in homes they owned. The remaining 3,092 households lived in homes they rent.

### Income and Poverty

In recreation planning, trends show that people with more disposable income tend to be more active and participate in more expensive types of leisure activities. Many low-income families take advantage of free or low-cost recreation opportunities to play in parks. However, parents with low incomes may also spend more of their time at work, leaving less time for recreational pursuits. Available data from the 2006-2010 American Community Survey Estimates shows a wide variation of income levels in the Tehachapi area, including a relatively large number of households with mid level incomes but also with a significant percentage at both the low and high ends of the income range.

Additional household income data available for the Tehachapi area defined in terms of specific jurisdictions – cities and census designated places - indicates there are also geographic variations in the distribution of household income. For instance, median household income in the Tehachapi CCD is estimated to

| Income                 | % of Households |
|------------------------|-----------------|
| Less than \$10,000     | 4.4%            |
| \$10,000 to \$14,999   | 7.2%            |
| \$15,000 to \$24,999   | 8.7%            |
| \$25,000 to \$34,999   | 10.1%           |
| \$35,000 to \$49,999   | 12.3%           |
| \$50,000 to \$74,999   | 19.0%           |
| \$75,000 to \$99,999   | 12.8%           |
| \$100,000 to \$149,999 | 16.8%           |
| \$150,000 to \$199,999 | 5.6%            |
| \$200,000 or more      | 3.2%            |

*U.S. Census Bureau, 2006-2010 American Community Survey 5 year Estimates for the Tehachapi CCD.*

*Table 2.6. Household Income Distribution*

be \$58,122, i.e. half of all households have incomes below this amount and half with incomes above. However, as indicated in Figure 2.7, while reported income levels within the City of Tehachapi are comparable to the rest of Kern County, the median household income for city residents is less than that of the surrounding area as a whole. At the same time, higher incomes are found in other nearby communities both within the boundaries of TVRPD (e.g. Golden Hills, Keene) and others just outside those boundaries (Bear Valley, Stallion Springs).

Education levels can influence recreation and arts participation. Lower education levels are generally associated with lower income levels, which mean families may have less income available for non-essentials, including fee-based recreation and arts programs and higher-cost activities such as golf. Educational attainment of residents 25 years and over within the Tehachapi area is as follows:

- No Degree – 18.2%.
- High School Graduate or Higher – 81.8%.
- Bachelors Degree or Higher – 18.8%.
- Graduate or professional degree – 6.8%.

Census data for specific jurisdictions show variations in educational attainment among different communities located within the Tehachapi CCD.

## 2.5 DISTRICT OVERVIEW

The Tehachapi Valley Recreation and Parks District (TVRPD) is the primary provider of recreation facilities and programs in the Greater Tehachapi Area. As such, the District currently operates and manages a variety of facilities that provide fitness, recreation, and educational opportunities to the residents of Tehachapi, Hart Flat, Keene, Golden Hills, Alpine Forest, Mountain Meadows, Old West Ranch and Sand Canyon. The District, which has been in operation since 1958, hosts iconic special events such as

| Jurisdiction        | Median Household Income | Median Family Income |
|---------------------|-------------------------|----------------------|
| Tehachapi CCD       | \$58,122                | \$63,974             |
| City of Tehachapi   | \$46,067                | \$52,750             |
| Golden Hills CDP    | \$54,058                | \$71,760             |
| Keene CDP           | \$81,250                | \$173,060            |
| Stallion Springs    | \$69,297                | \$86,545             |
| Bear Valley Springs | \$82,266                | \$110,187            |
| Kern County         | \$47,089                | \$67,798             |

*2006-2010 American Community Survey; Income in 2010 Inflation Adjusted Dollars, California, Counties, Incorporated Cities, and Census Designated Places.*

*Table 2.7. Median Household Income.*

the Bun Run and the Old Timer’s Picnic. Recreational activities such as youth, adult and senior exercise and educational classes are offered on a seasonal basis, as well as youth sports opportunities. The District takes pride in its recreational programs and park facilities, and continually strives to meet the needs of all residents.

In accordance with their mission statement, the District is committed to:

1. *Providing quality leisure services, parks, programs and facilities*
2. *Addressing the recreational needs of all ages*
3. *Promoting positive customer service, fiscal responsibility and accountability*
4. *The enhancement and promotion of personal well being and a sense of community*



### Other Park and Recreation Providers

The TVRPD does not operate alone. Alongside the District are several other public and private organizations that also offer recreation facilities and programs for residents within the Greater Tehachapi Area (GTA). Although the focus of this report and the master planning process are the offerings of the TVRPD, these other recreation facilities and programs need to be considered when examining the overall parks and recreation system.

These other major providers of recreation facilities include the City of Tehachapi, which has developed several neighborhood parks within its city boundaries. The sports fields and other recreation facilities of the Tehachapi Unified School District (TUSD) also represent a significant recreation asset that need to be factored into the planning process.

Although these school facilities are not currently open to general use by the public at large, the TUSD has worked with the TVRPD and private sports organizations to make their facilities available for sporting events, practice and other special occasions. In addition to these locally provided recreation facilities, Kern County operates a regional park within the GTA and the State of California manages a state historical park. A major soccer facility has also been developed and is managed by a local, private sports organization.

Another major recreation facility is the Freedom Trail, which was developed by the Golden Hills CSD. Located just beyond the boundaries of the TVRPD, the Stallion Springs CSD provides parks, recreation facilities and programs to its residents. As this is not a gated community, these facilities and programs may be accessible to some Tehachapi residents other than those living within Stallion Springs. Finally, there are several sports organization and other private entities providing recreation programs, including those who rely on the facilities of the District.

### District Staffing

The TVRPD is a unique entity created by the City of Tehachapi and the County of Kern for the management of Parks and Recreation facilities and services. It does not operate within the City or County departmental structure, but has an independent governing body and staff.

*Top: The Tomahawks at Benz-Visco (tehachapinews.com).*

*Middle: Tehachapi Unified School District.*

*Bottom: Tehachapi Chili Cookoff, 2012.*



The District is governed by the Board of Directors, whose duties are “to acquire, construct, and operate recreational facilities, to employ persons to maintain and operate facilities, and to enter into and perform all necessary contracts.”

The Board of Directors is comprised of five members, two members are appointed by the City of Tehachapi City Council and three are appointed by the Kern County Board of Supervisors. Each member serves a four-year staggered term.

According to the organization chart provided by the District in September 2012 (Figure 2.8), TVRPD had an organization consisting of a District Manager and Receptionist; a Maintenance Division with full time, part time and volunteer positions; and a Recreation Division with permanent part-time Coordinator positions and more than 60 part-time positions which included seasonal workers, independent contractors and volunteers.

The District benefits from the support and hard work of community volunteers, such as the volunteer Lake Host at Brite Lake Recreation Area. In addition, many community partnerships contribute to the success of the recreation and parks programs. Local agencies and businesses share land and/or services with the District through joint-use ventures. For example, the District leases baseball and youth softball



*Above: Tehachapi Mountain Festival at Central Park (mohavedesertnews.com).*

fields and facilities at West Park to the Little League so they can operate baseball programs.

The District also granted a license to the Chamber of Commerce to conduct the annual Tehachapi Mountain Festival at Central Park. An array of independent contractors teach classes and activities for the District and there are many residents that volunteer their time to coach sports and referee games for the District.

Figure 2.8 illustrates the organizational structure of the District as of Fall 2012. While there are constant personnel changes in all organizations, the master plan procedure is to pick a time during the planning process to do a “level of service” comparison and analysis. The District provided the consultants with the Organization Chart in the fall of 2012 and we used that chart

as the basis for determining the Districts staffing levels, organization structure, and the number of Full Time Equivalents (FTE) at that point in time to compare with other selected Recreation & Park Districts at the same point in time.

These comparisons are contained in the Needs Assessment Report and are used, along with the public outreach tools and national standards comparisons, to see where TVRPD stands in relation to other agencies and desired standards for overall staffing per resident, maintenance staffing per acre of park land, personnel expense as a percentage of total budget, and other level of service indicators.

Consequently, by the time the entire master plan has been completed the actual organization chart for TVRPD (and the other comparison Districts), including the number of positions, titles and full time or part time status may have changed. However, the snapshot comparison as of fall 2012 is still a valid indicator of where levels of service need to be addressed in the recommendations for the master plan. It also provides a basis for analyzing the organization and developing the recommendations in the master plan regarding positions, classifications

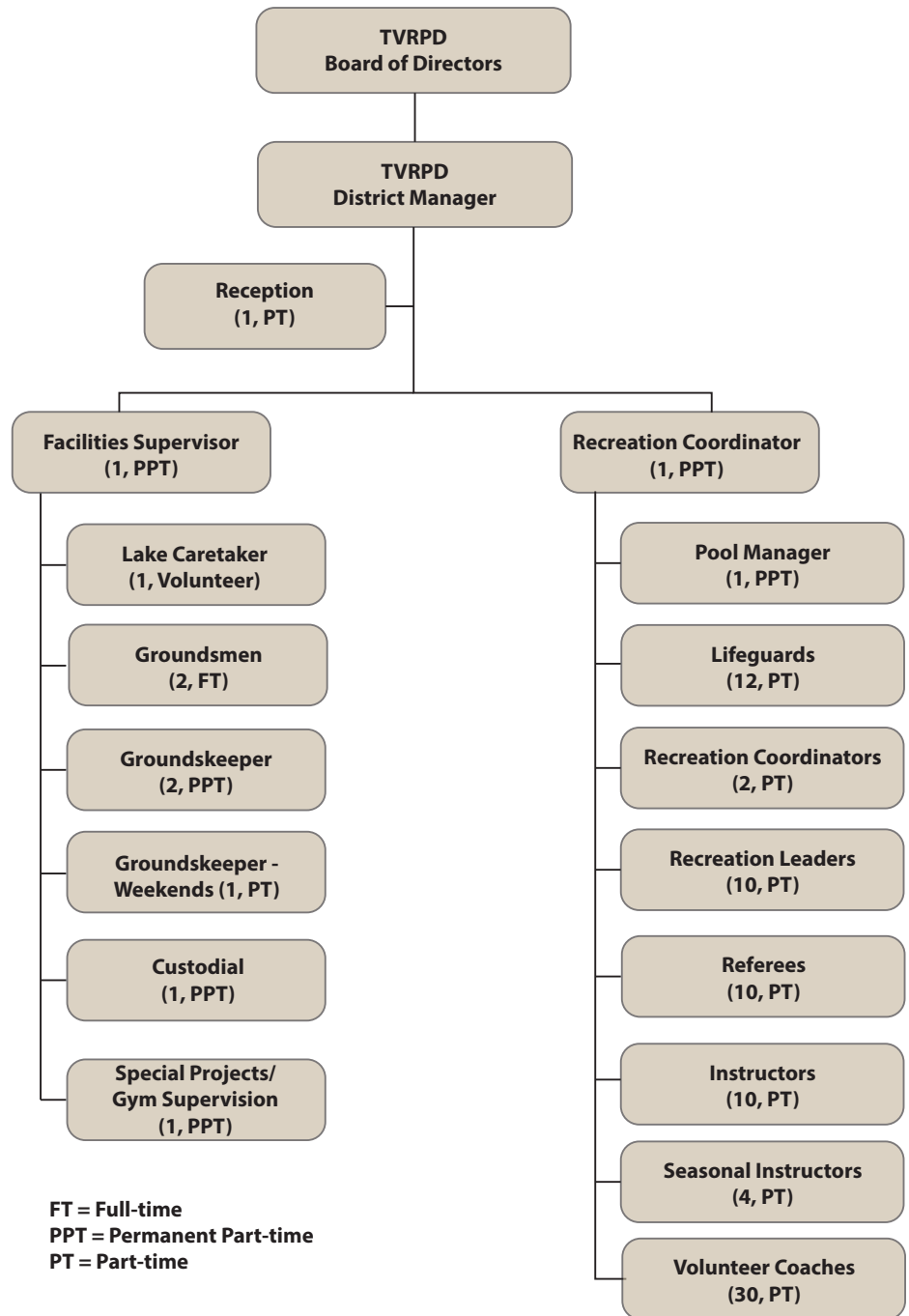


Figure 2.8. TVRPD Organization Chart as of September 2012 used to determine total FTE at that point in time for level of service comparison purposes.

and supervision chain of command. It is quite possible that changes to the organization chart will have been made during the master planning process before the entire master plan is adopted, in which case those changes can be compared to the recommendations and adjusted accordingly.

An assessment of the TVRPD budget is provided in Needs Analysis section of this report, where it and other elements are examined in the context of comparable park districts.

**Budget**

The approved budget for fiscal year 2012-13 includes total expenditures and reserves in the amount of \$1,146,632. This number includes maintenance and operations, programs and services, salaries and wages, and reserves (fixed assets, capital improvements, and reserve balance). Figure 2.9 shows the breakdown of operational expenditures and reserves.

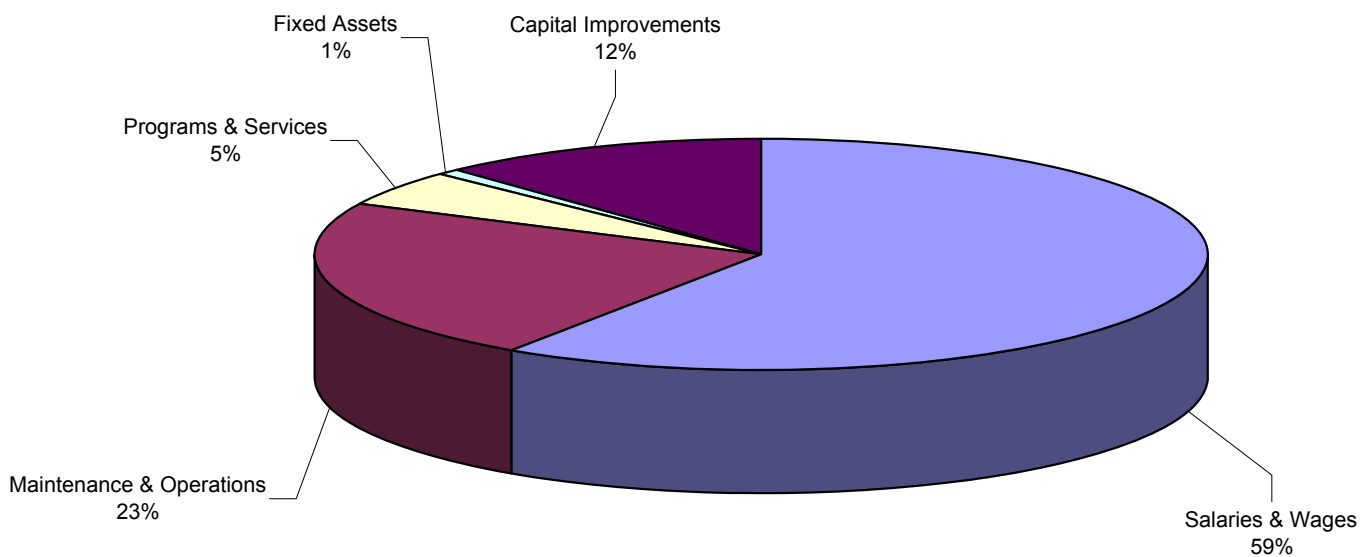


Figure 2.9. TVRPD budget for the fiscal year 2012-13.

existing conditions

---

### CHAPTER THREE





*Picnic Pavilion at West Park*

# existing conditions

## OVERVIEW

The following sections are included in this chapter:

- 3.1 *Organizational Structure*
- 3.2 *Overview of Park Conditions*
- 3.3 *Park Classifications*
- 3.4 *Park Standards*
- 3.5 *Recreation and Park Facilities in Tehachapi Valley*
- 3.6 *Level of Service*
- 3.7 *Existing Park Inventory and Conditions*

## 3.1 ORGANIZATIONAL STRUCTURE

The Tehachapi Valley Recreation and Parks District (TVRPD) operates four parks (including one regional recreation area), a dog park and several recreation facilities including an indoor swimming facility, a community gymnasium/activity center, and a skate park. Although TVRPD is the primary provider of parks and recreation facilities in the Tehachapi community, a significant array of parks and recreation facilities

are also available through other public and private agencies. These include the City of Tehachapi which in recent years has developed several small parks throughout the city, even though it does not have a dedicated Parks and Recreation component within its government structure. Other major providers of parks and recreation facilities include the Tehachapi Unified School District (TUSD), Kern County, the State of California, and a private community-based organization operating a local soccer and youth football facility. In addition, the Golden Hills Community Services District developed a walking trail that has become a popular recreation facility. The nearby communities of Bear Valley Springs and Stallion Springs also provide some recreation facilities but are located outside the boundaries of the TVRPD service area.



*Top: Philip Marx's Central Park*

*Bottom: Brite Lake Campground hosts - Ron and Carol Middleton.*

Maintenance for the TVRPD park facilities is carried out by the District's own maintenance staff.

### 3.2 OVERVIEW OF PARK CONDITIONS

As part of the planning process, parks and facilities are evaluated to assess the general condition of the parks, equipment, amenities and furnishings.

The observation of the parks and recreation facilities takes into account the general attractiveness, usability, accessibility, maintenance, up-to-date standards, circulation, shelter and shade provided and whether the facility is meeting the needs of area residents.

These evaluations are not a substitute for a thorough infrastructure or architectural examination, nor do they take the place of a formal ADA assessment.

### 3.3 PARK CLASSIFICATIONS

A park classification system provides a way to plan for park, recreation and open space needs in the future. These park categories are defined in the next several pages and reflect the existing park classification system as defined in the current City of Tehachapi Subdivision and Development Standards<sup>1</sup>. If the

<sup>1</sup> City of Tehachapi Subdivision and Development Standards (February 2008) Division Nine –Standards for Parks Development

project team determines that there is a need, this park classification system can be revised as a part of the master plan development process:

#### Mini Parks

Typically one acre or less in size, mini parks are small parcels that provide limited recreation opportunities. These sites can include open area, trees, low-maintenance plantings, children's play areas, pathways and picnic tables. Mini parks do not usually feature permanent restrooms or other high maintenance amenities, unless there are homeowners associations or other groups willing to provide more frequent services.

#### Neighborhood Parks

Neighborhood parks provide nearby residents with access to basic recreation opportunities. Typically three acres or less in size, these parks provide easy access – particularly for pedestrians and cyclists – to close-to-home park and recreation facilities, such as children's playgrounds, turf fields and sports courts, as well as walking paths and picnic areas. Amenities and facilities should support local use. Neighborhood parks can be developed in conjunction with elementary schools, libraries or other complementary, compatible public facilities when opportunities are available. These sites help enhance neighborhood

Top: Meadowbrook Park  
(tehachapinews.com).

Bottom: Meadowbrook Dog Park  
(doggoes.com).





identity, preserve or provide open space, and improve the quality of life of nearby residents.

### Community Parks

Community parks are larger parks (3-10 acres) and focus on serving the active and passive recreational needs of the surrounding community. Typically, community parks accommodate large group activities and offer a wide variety of facilities such as athletic complexes, aquatic facilities, activity centers, gymnasiums, children’s playground equipment, walking paths, natural areas, event space and picnic areas. Community parks should have restrooms in at least one part of the park site. The site should allow for organized group activities and offer other recreational opportunities too impactful or too large-scale for the neighborhood park level. The site should be easily accessible by motorists, pedestrians and bicyclists. Community parks may be developed in conjunction with a junior high or high school or other compatible public facilities when opportunities are available.

### Regional Parks

Regional parks are large (10 acres or greater), multi-use parks that can include a wide variety of facilities. These parks can be very large versions of community parks that provide sports fields, specialized facilities for performance or large group gatherings, or unique facilities that are not appropriate for local parks

due to the large number of people using them. Other types of regional parks are themed around a particular facility, historical reference or natural resource that attracts a high level of interest, including areas that preserve significant environmental features. This classification is desirable if the site is contiguous to or encompasses unique natural features. The primary distinction of a regional park is that it draws visitors from a very large geographic area due to the uniqueness of the facilities, setting or theme within the region. Regional parks are intended to serve the population of an entire County.

## 3.4 PARK STANDARDS

Along with designating classifications for parks, City of Tehachapi standards suggest the types of amenities and furnishings that should be provided for visitors in each type of park. The following guidelines delineate what activities and recreation facilities ought to be found in Mini, Neighborhood, Community and Regional parks.

### Guidelines For Mini Parks

- Mini: 0.5-1 acre
- Minimum Facilities
- Sufficient Lighting
- Landscaping
- Parking via Adjacent Public Streets
- Regulatory & Non-Regulatory Signage
- Park Seating Benches
- One Kids Play Area

Top: Tehachapi Mountain Festival  
(devineadventures.blogspot.com).

Bottom: Philip Marx's Central Park in winter  
(tehachapinews.com).



- One Family Picnic Area
- Trash Receptacles
- Bicycle Racks
- One Drinking Fountains

**Guidelines For Neighborhood Parks**

- Neighborhood: Smaller than 3 acres
- Minimum Facilities
- Sufficient Lighting
- Landscaping
- Adequate Parking, Including ADA Stalls (If less than 300 linear feet of street frontage exists).
- Regulatory & Non-Regulatory Signage
- Park Seating Benches
- One Kids Play Area
- Two Family Picnic Areas
- Trash Receptacles
- Bicycle Racks
- Three Drinking Fountains

**Guidelines For Community Parks**

- Community: 3-10 acres
- Minimum Facilities
- One Kids Play Area
- Sufficient Lighting
- Landscaping
- Adequate Parking, Including ADA Stalls
- Regulatory & Non-Regulatory Signage
- Park Seating Benches
- Female and Male Restrooms
- Three Family Picnic Areas
- Trash Receptacles
- Bicycle Racks
- Six Drinking Fountains

**Guidelines For Regional Parks**

- Regional: Greater than 10 acres
- Minimum Facilities
- One Kids Play Area
- Sufficient Lighting
- Landscaping
- Adequate Parking, Including ADA Stalls
- Regulatory & Non-Regulatory Signage
- Park Seating Benches
- Female and Male Restrooms
- Three Family Picnic Areas
- Trash Receptacles
- Bicycle Racks
- Six Drinking Fountains

**3.5 RECREATION AND PARK FACILITIES IN TEHACHAPI VALLEY**

The following tables identify all the parks and facilities in the Tehachapi Valley area and are grouped according to the jurisdiction under which they fall. More information is provided on the parks in the same order as listed below in the 'Existing Parks Inventory and Conditions' section.

| Existing Park   | Type            | Total Acres         |
|---|-----------------|---------------------|
| Brite Lake Recreation Area (Not owned, but operated by TVRPD) | Regional        | 90.0                |
| Philip Marx's Central Park                                    | Community       | 4.68                |
| Meadowbrook Park  | Community       | 8.0                 |
| West Park   | Community       | 13.0                |
| <b>EXISTING PARKS SUBTOTAL</b>                                |                 | <b>115.68</b>       |
| Recreation Facilities   | Type            | Total Acres         |
| Dye Natatorium  | Facility (Pool) | .5                  |
| Ollie Mountain Skate Park                                     | Facility        | .25                 |
| Meadowbrook Dog Park  | Facility        | 1.0                 |
| TVRPD Offices   | Facility        | .07                 |
| West Park Activity Center                                     | Facility        | .23                 |
| <b>RECREATION FACILITIES SUBTOTAL</b>                         |                 | <b>2.05</b>         |
| <b>TOTAL DEVELOPED PARKS &amp; FACILITIES ACREAGE</b>         |                 | <b>117.73 acres</b> |
| Undeveloped Parks   | Type            | Total Acres         |
| Elijah Morris Memorial Sports Park                            | Undeveloped     | 20                  |
| Jamison Mountain Park   | Undeveloped     | 60                  |
| <b>UNDEVELOPED PARKS SUBTOTAL</b>                             |                 | <b>80 acres</b>     |

As defined by the City of Tehachapi Subdivision and Development Standards (February 2008) Division Nine –Standards for Parks Development.

Table 3.1. Park classification and acreage of TVRPD owned or operated parks and facilities.

### 3.6 LEVEL OF SERVICE

Providing a standard minimum ratio of parkland to the population, expressed in terms of acres per 1,000 residents is a common way for agencies to assess the level of service (LOS) they are providing. The District's goal has been to provide parkland at a ratio of 3 acres per 1,000 residents. As illustrated in Table 3.2, when taking into account the total acres of parkland owned or operated by TVRPD and a population served of 23,000 residents, the District is currently providing 5.12 acres per 1,000 residents. However, this level of service is largely due to a single park facility, the 90-acre Brite Lake

Recreation Area, which constitutes 75 percent of the entire TVRPD park system developed acreage. The Needs Assessment Report will provide a more in depth analysis of the TVRPD level of service pertaining to parkland acres using comparisons with other agencies and comparisons with national desired standards and where there are deficits within the park type classifications and what will be needed to meet the needs of Tehachapi residents in the future.

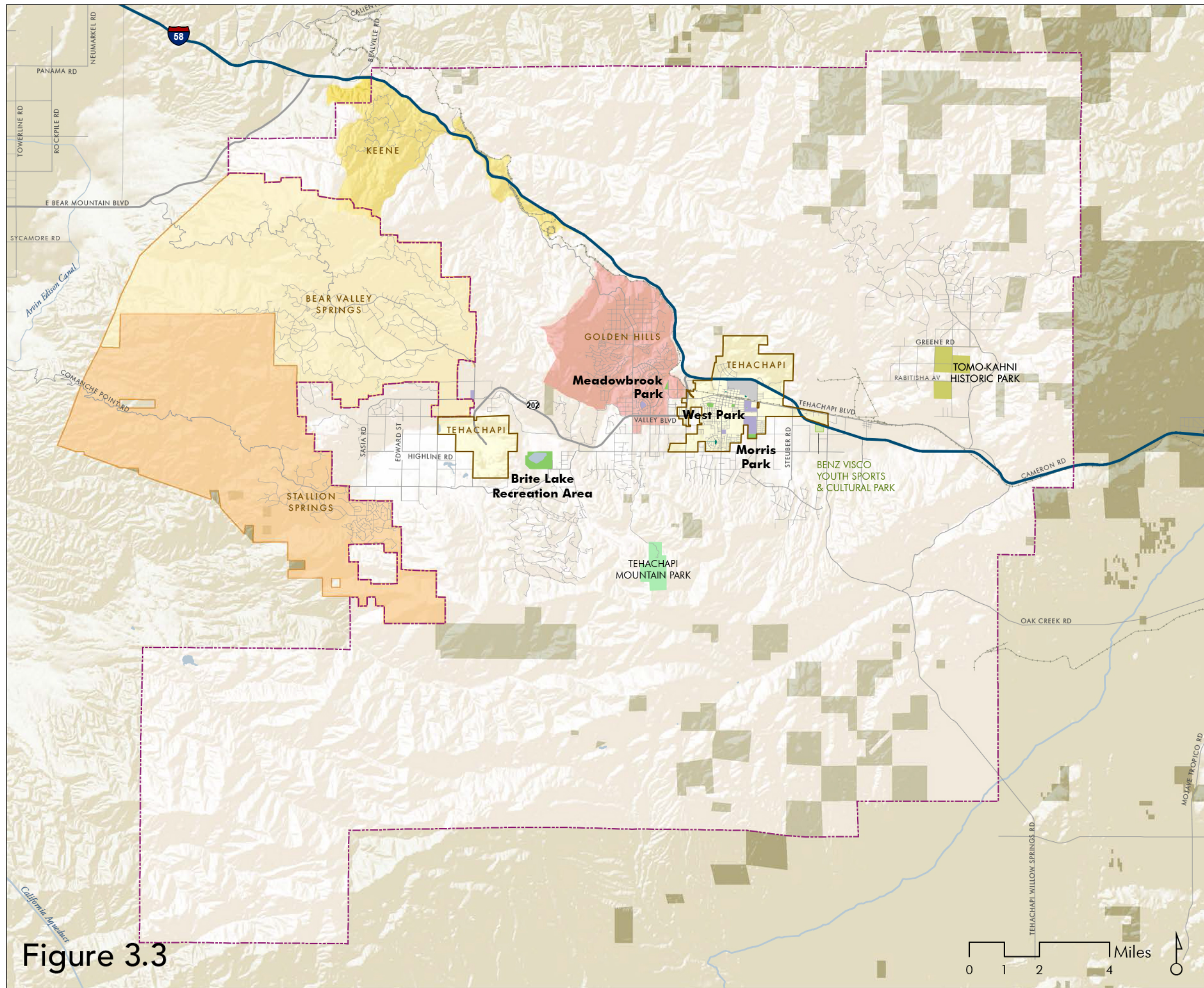
Refer to the following inserted map exhibits, Figure 3.3 and 3.4 for location of all existing TVRPD parks and facilities in Tehachapi.

| Parkland Type                  | Total Acres   | Current Ratio (Acres per 1,000 residents) |
|--------------------------------|---------------|---|
| Mini Parks                     | 0             | 0 Acres/1,000                             |
| Recreation Facilities          | 2.05          | .09 Acres/1,000                           |
| Neighborhood Parks             | 0             | 0 Acres/1,000                             |
| Community Parks                | 25.68         | 1.12 Acres/1,000                          |
| Regional Parks                 | 90            | 3.91 Acres/1,000                          |
| <b>EXISTING PARKS SUBTOTAL</b> | <b>117.73</b> | <b>5.12 Acres/1,000</b>                   |

Table 3.2. TVRPD current level of service of parkland per 1,000 population.

### 3.7 EXISTING PARK INVENTORY AND CONDITIONS

In early 2012, two members of the project team spent a day in Tehachapi Valley visiting each park site and facility to observe conditions at the time. The following section is presented in two parts. Part I contains 'TVRPD Parks and Facilities' while Part II contains 'Other Park and Recreation Facility Providers in the Greater Tehachapi Area'. These sections identify each park or facility visited and the conclusions reached by the team members.



- District Park
- City Park
- Kern County Park
- State Park
- BLM Land
- Other
- School
- City Limits
- Tehachapi Valley PRD
- Bear Valley
- Stallion Springs
- Keene
- Golden Hills
- Water Feature
- Airport
- Freeway
- Highway
- Major Road
- Local Road
- Railroad

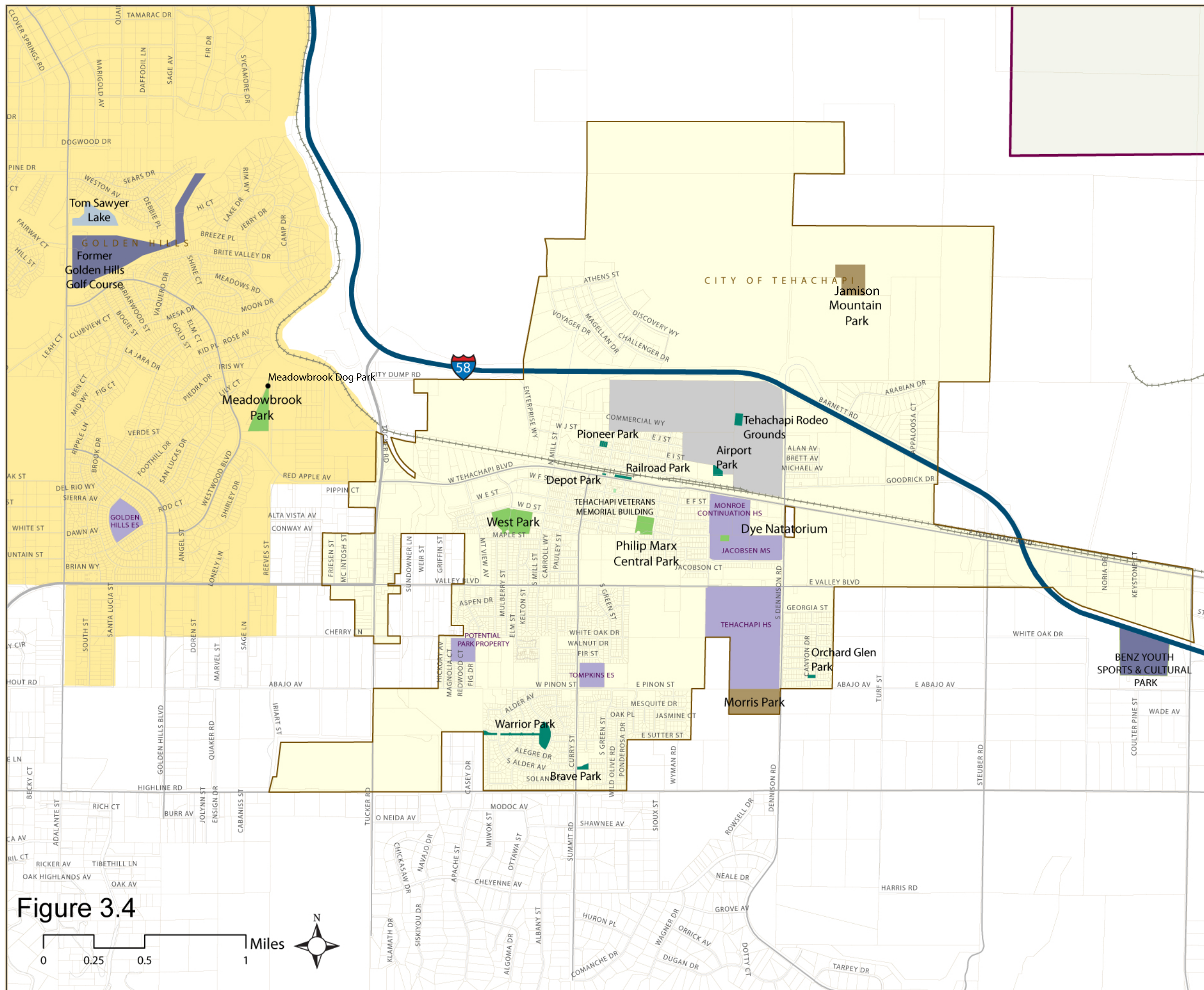
### Existing Parks & Facilities

Figure 3.3

0 1 2 4 Miles



March 2013 | Data Sources: Kern County GIS, Calif. Spatial Data Library, USGS Nation Map and ESRI USA



- District Park
- City Park
- Kern County Park
- State\_Park
- Undeveloped Park
- Other
- School
- Tehachapi City Limits
- Tehachapi Valley RPD
- Golden Hills
- Bear Valley
- Stallion Springs
- Keene
- Water Feature
- Airport
- Freeway
- Highway
- Major Road
- Local Road
- Railroad

Figure 3.4



Existing Parks & Facilities - Tehachapi

# existing conditions

PART I - TVRPD PARKS & FACILITIES

---

## CHAPTER THREE



## BRITE LAKE RECREATION AREA

22902 BANDUCCI ROAD

### SIZE

90 acres

### CLASSIFICATION

Regional Park

### DESCRIPTION OF PARK FACILITY

Brite Lake Recreation Area is a 90-acre regional park located in the western portion of the Tehachapi Valley Recreation and Parks District. The Tehachapi Cummings County Water District owns the facility and Tehachapi Valley Recreation and Parks District (TVRPD) maintains and operates the Recreation Area which consist of an entry gate structure, entry signage, scattered tent camping sites, trailer camping sites, recreational vehicle camping sites, restroom facilities, group pavilions, two (2) parking areas, boat launching ramp, fishing dock, volleyball, children play area, mature trees, a recreational vehicle dump station, and open space. There is minimal tree coverage in the parking areas.

### CURRENT USES

Current uses include the District's Annual Fishing Derby, group pavilion rentals, camping and fishing.

### CURRENT CONDITIONS

Brite Lake serves as a popular recreational destination for the Tehachapi community and the area around the lake is large enough to accommodate for the high volume of visitors to the lake throughout the year.

The grounds appear tidy and seasonal maintenance keeps the roads smooth and level for vehicular traffic during peak seasons. A few areas appear to not be in the best of condition including the children's play equipment, roadway surfacing and the parking lot surfacing.





**EXISTING SITE AMENITIES:**

- Entry Structure / Entry Signage
- Recreational Lake for Boating and Fishing
- Tent Camping Site with Water
- Tent Camping Sites without Water
- Trailer Pull-Through Camp Sites with Water and Electrical Power
- Trailer and Recreational Vehicle Camp Sites with Water and Electrical Power
- Restroom Facilities with Showers
- Restroom Facilities without Showers
- Three (3) Group Picnic Pavilions with Picnic Tables
- Single Picnic Tables with Shade Cover
- Paved Access Road
- Two (2) Parking Areas
- Boat Launching Ramp
- Fishing Dock
- One (1) Sand Volleyball Area
- Picnic Tables
- Individual Barbecue Units
- Trash Receptacles
- Children Play Area
- Trailer and Recreation Vehicle Dump Station
- Art Elements Throughout the Recreational Area



**PHILIP MARX'S CENTRAL PARK**  
MOJAVE STREET AND E STREET

**SIZE**  
4.68 acres

**CLASSIFICATION**  
Community Park

**DESCRIPTION OF PARK FACILITY**  
Philip Marx's Central Park is a 4.68-acre community park centrally located within the City of Tehachapi. Single-family residences surround the north, south and east side of the park. Residential units are contiguous to the park on the south side. The Tehachapi Valley Recreation and Parks District (TVRPD) owns, maintains and operates the park which is densely populated with mature trees and consists of a children play area, one (1) raised gazebo structure, Scout facility, Veterans Memorial, horseshoe pits, restroom building, on-street parking, picnic areas, pedestrian lighting, large turf areas, walkways and one (1) concession building. The restroom building is located in the southwestern corner of the park.

**CURRENT USES**  
Current uses for Philip Marx's Central Park include on-going use of the children playground area, toddler and pre-school programs. It is also the location the annual Tehachapi Mountain Festival. The Scout Hut Building is used by the Girl Scouts and the Tiny Tot and Big Tot programs. The Greater Tehachapi Chamber of Commerce also uses the park facilities.

**CURRENT CONDITIONS**  
Central Park is well maintained and appears to be in good condition with exception to the concession building which looks to be in need of improvements.



**EXISTING SITE AMENITIES:**

- Veterans Memorial
- Gazebo Structure
- One (1) Children Play Area (5 to 12 year old)
- One (1) Scout Hall Building
- Security/Pedestrian Lighting
- Horseshoe Pits
- Picnic Tables
- Bench Seating
- One (1) Concession Building
- One (1) Restroom Building
- On-Street Parking
- Security Lighting
- Monument Signage
- Trash Receptacles
- Pet Waste Stations
- Individual Barbeques Units
- Large Turf Areas
- Mature Trees
- Concrete Walkways
- Art Elements Through-out the Park (Tree Trunk Wood Cravings)



## MEADOWBROOK PARK

WESTWOOD BOULEVARD NORTH OF RED APPLE ROAD, GOLDEN HILLS

### SIZE

8 acres

### CLASSIFICATION

Community Park

### DESCRIPTION OF PARK FACILITY

Meadowbrook Park is an 8-acre community park located in Golden Hills and is bordered on the western edge by the Freedom Trail. The Tehachapi Valley Recreation and Parks District (TVRPD) owns and maintains the park which consists mostly of large, flat turf areas scattered with mature trees, sports fields, and one (1) lighted asphalt surface parking lot located in the southwestern corner of the site. There are no trees or landscape plant materials within the parking lot area. There is an overflow soil surface parking area located on the southern end of the park site. The majority of park trees are located along the site boundaries. One (1) restroom building is located in the northeastern corner of the parking lot.

### CURRENT USES

Current uses for Meadowbrook Park include Men's, Women's and Co-Ed Softball leagues, the Tehachapi Nazarene Church Upward Sports program, and on-going use of the children's playground.

### CURRENT CONDITIONS

Meadowbrook Park has a large open space area that provides ample space for individual, family and group recreational activities. Expansive views of the surrounding landscape can be enjoyed from all areas of the park. However, some areas of the park did not appear to be in optimal condition including: the outfield, scoreboard, parking lot surfacing, and turf. Additionally, the concrete pathways appear to be incomplete.



**EXISTING SITE AMENITIES:**

- One (1) Lighted Adult Softball Field (Skinned Infield)
- One Backstop for the Adult Softball Field with Visitor and Home Team Dugouts
- Backstop Constructed of Galvanized Steel Poles and Chain Link Fabric
- Ball Field Lighting for One (1) Adult Softball Field
- Base Line Fencing and Dugouts for Adult Softball Field
- Portable Aluminum Bleachers at Adult Softball Field
- One (1) Scoreboard
- Adult Softball Field Lighting – Wooden Light Standards
- One (1) Lighted Ball Field Area
- One (1) Base Ball Infield Area (Turf Infield)
- One (1) Restroom Building
- One (1) Storage and Equipment Building
- Three (3) Galvanized Steel and Chain Link Portable Baseball Backstops
- One (1) Asphalt Surface Parking Lot
- One (1) Overflow Parking Area (Soil Surface)
- Eight (8) Bay Children Swing Area in Sand Surface Playground Area
- Group Picnic Shelter with Four (4) Picnic Tables
- Concrete Pads for Picnic Tables
- Bench Seating at Playground Area
- Concrete Walkways
- Barbecues
- Drinking Fountains
- Trash Receptacles
- Open Turf Areas



## MEADOWBROOK DOG PARK

WESTWOOD BOULEVARD NORTH OF RED APPLE ROAD, GOLDEN HILLS

### SIZE

1 acre

### CLASSIFICATION

Specialty Park

### DESCRIPTION OF PARK FACILITY

Meadowbrook Dog Park is centrally located in Golden Hills and is found at the north end of Meadowbrook Park. TVRPD owns, maintains and operates the dog park which is considered to be a portion of the larger Meadowbrook Park. The park consists of a transition area, benches, fencing, a dog waste station and designated spaces for different sized dogs.

### CURRENT USES

Current uses for Meadowbrook Dog Park include recreational use for dogs and their owners.

### CURRENT CONDITIONS

The chain link fencing around the perimeter of the park creates a well contained space for dogs. Furnishings, shade opportunities and landscaping are minimal.



**EXISTING SITE AMENITIES:**

- Large Open Space
- Small Dog Enclosed Area
- Transition Area
- Dog Play Elements
- Site Signage
- Fencing and Pedestrian Gates
- Bench Seating
- Turf and Trees
- Large Tree with Seating at Base
- Dog Waste Station
- Trash Receptacles



**WEST PARK**  
490 WEST D STREET

**SIZE**  
13 acres

**CLASSIFICATION**  
Community Park

**DESCRIPTION OF PARK FACILITY**


West Park is a 13-acre community park centrally located within the City of Tehachapi. The park is surrounded by single-family residences along the south and west side of the park. Located along the east side of the park is the Ollie Mountain Skate Park and West Park Activity Center. A fenced maintenance facility is located between Ollie Mountain Skate Park and the parks main entry off West D Street. The Tehachapi Valley Recreation and Parks District (TVRPD) owns, maintains and operates the park which is mostly bordered by mature trees and consists of lighted adult softball fields, lighted girls softball fields, a designated volleyball court, one full basketball court, a storage/ equipment building, one children's play area (ages 2- 5 years old and 5-12 years old), a restroom building, an asphalt parking lot with standard and ADA parking stalls, one group picnic shelter with tables, barbecues, large turf areas, one (1) concession stand and an open, shotcrete and rock drainage channel running north/south between the parking area and the west side ball fields.

**CURRENT USES**

Current uses for West Park include on-going, heavy use of all softball fields for Little League and softball leagues and tournaments, special events hosted by the TVRPD, and use the basketball court, volleyball court, picnic area and children playground area.

**CURRENT CONDITIONS**

West Park is a large park with several lighted ball fields that has space available for use by multiple groups. Because of the parks' popularity, size and number of fields, the number of parking spaces may be too few to adequately accommodate parking during high volume use.





**EXISTING SITE AMENITIES:**

- Two (2) Lighted Adult Softball Fields (Wood Standards)
- One (1) Adult Softball Field
- One (1) Lighted Girls Softball Field (Metal Standards)
- One (1) Girls Softball Field
- Base Line and Outfield Fencing
- Covered Dugouts with Team Benches
- Batting Cage
- Open Bull Pens
- Wooden Bleachers on Concrete Pads and Asphalt Paving
- One (1) Full Basketball Court
- Designated Volleyball Court with Netting Posts
- One (1) Children Play Area (2 to 5 & 5 to 12 years old)
- One (1) Group Picnic Shelter with Eight (8) Picnic Tables
- Restroom Building / Concession Stand
- Portable Restrooms
- Storage/Equipment Facility.
- Asphalt Parking Lot
- Drinking Fountains
- Trash Receptacles
- Multiple Individual Barbecue Units
- Large Turf Areas
- Art Element at south end of park (Tree Trunk Wood Carving)



**DYE NATATORIUM**  
400 B SOUTH SNYDER AVENUE

**SIZE**  
.52 acres

**CLASSIFICATION**  
Aquatic Facility

**DESCRIPTION OF PARK FACILITY**  
The Dye Natatorium is an indoor aquatic facility located on a .52-acre site behind the Tehachapi Unified School District. Neighboring schools include Monroe High School to the north of the facility, and Jacobsen Middle School located to the south. Tehachapi Valley Recreation and Parks District owns, maintains and operates the indoor aquatic facility with a heated indoor six lane pool, showers, changing rooms, restrooms and outside private yard.

**CURRENT USES**  
The Dye Natatorium currently provides community recreational swimming, swim lessons, water aerobics classes, Parent and Me classes and life guard classes. The pool is currently home to the TVRPD's Barracudas swim team and is used by the Tehachapi High School for practice and swim meets. The indoor pool is also available for pool party rentals.

**CURRENT CONDITIONS**  
The spectator seating/viewing area surrounding the pool is limited.



**EXISTING SITE AMENITIES:**

- Heated Indoor 6 Lane Pool (25 yards)
- Showers & Changing Rooms
- Restrooms
- Private Yard
- Small Turf Area



## OLLIE MOUNTAIN SKATE PARK

490 WEST D STREET

### SIZE

.25 acres

### CLASSIFICATION

Skate Park Facility

### DESCRIPTION OF PARK FACILITY

Ollie Mountain Skate Park is an 11,000 square foot above ground skate park centrally located within the City of Tehachapi just north east of West Park. The Tehachapi Valley Recreation and Parks District (TVRPD) owns, maintains and operates the skate park which consists of above ground skating ramps and jumps, benches, picnic tables and a storage shed.

### CURRENT USES

Ollie Mountain Skate Park currently has a high volume of weekday early to late evening users and weekend users.

### CURRENT CONDITIONS

The community above ground skate park is a very popular public amenity and frequented by local skaters. The skate park is constructed of pre-fabricated skate park elements on a concrete paved surface.



**EXISTING SITE AMENITIES:**

- Skate Park Ramps and Jumps
- Benches
- Picnic Tables
- Trash Receptacles
- Bicycle Parking
- Aluminum Bleacher Spectator Seating
- Perimeter Chain Link Fencing
- Pedestrian and Vehicular Access Gates
- Entry Element
- Signage with Posted Rules
- Storage Shed
- Portable Restroom
- Landscaping including Turf and Trees



## TVRPD OFFICE

490 WEST D STREET.

### SIZE

Approx. 3,000 sq.ft.

### CLASSIFICATION

Community Center Facility

### DESCRIPTION OF PARK FACILITY

The Tehachapi Valley Recreation and Parks District Office is an approximately 3,000 square foot facility centrally located within the City of Tehachapi. The office building is found within West Park at the southern end of the park. The Tehachapi Valley Recreation and Parks District (TVRPD) owns, maintains and operates the office which consists of staff offices, a meeting room, kitchen and restrooms. Parking for the TVRPD office facility is located at the southern end of the West Park parking area. The north / south open drainage channel continues south along the eastern edge of the office building. Access from the parking area is by a small pedestrian bridge which crosses an open channel.

### CURRENT USES

The District owns, maintains and operates their daily business affairs out of the TVRPD office location. The TVRPD Board of Directors conducts their Board meetings in the large meeting room.

### CURRENT CONDITIONS

The District Office appears to be well maintained and in good condition.



**EXISTING SITE AMENITIES:**

- Staff Offices
- Lobby and Counter Area
- Meeting Room
- Kitchen
- Restrooms
- Security Lighting
- Landscape and Turf Area.
- Mature Trees
- Children Tricycle Path
- Tree Trunk Art Element
- Small Children Play Area
- Shade Shelter with Table



## WEST PARK ACTIVITY CENTER

490 WEST D STREET.

### SIZE

10,000 sq.ft.

### CLASSIFICATION

Community Center Facility

### DESCRIPTION OF PARK FACILITY

West Park Activity Center is a 10,000 square foot multipurpose activity center centrally located within the City of Tehachapi. The Activity Center is located adjacent to West Park along the eastern edge of the two east side ball fields. The northern end the Activity Center parking area is directly adjacent the Ollie Mountain Skate Park Facility. The Tehachapi Valley Recreation and Park District (TVRPD) owns, maintains and operates the park which consists of a gymnasium, two (2) meeting rooms, staff office, a service kitchen, restrooms and a parking lot.

### CURRENT USES

Current uses for the West Park Activity Center include year round use of the gymnasium for sports leagues, recreational groups and community events. Meeting rooms are also rented throughout the year for various classes and occasions. Classes include Jazzercise, Tai Chi, Zumba dancing, and couples dancing. The Activity Center is also used by EMB Martial Arts, The Salvation Army, Valley Caregiver Resource Center, the California Highway Patrol and the Tehachapi Police Department.

### CURRENT CONDITIONS

The Activity Center is a heavily used community facility. Parking area surfacing needs improvement.





**EXISTING SITE AMENITIES:**

- Gymnasium with One (1) Full Basketball Court
- Four (4) Half Basketball Courts
- Two (2) Meeting Rooms with Partitions
- Staff Office
- Restrooms
- Full Service Kitchen
- Asphalt Parking Lot

**ELIJAH MORRIS MEMORIAL SPORTS PARK**  
DENNISON STREET, SOUTH OF TEHACHAPI HIGH SCHOOL

**SIZE**  
20 acres (undeveloped)

**CLASSIFICATION**  
N/A

**DESCRIPTION OF PARK FACILITY**  
Morris Park is currently a 20 acre undeveloped open space owned by the TVRPD. There are future plans to develop the open space into a multi-purpose park for general recreational use.

**CURRENT USES**  
N/A

**CURRENT CONDITIONS**  
N/A



## JAMISON MOUNTAIN PARK

1 MILE NORTH OF STATE HWY 58 IN THE CAPITAL HILLS AREA

### SIZE

60 acres (undeveloped)

### CLASSIFICATION

N/A

### DESCRIPTION OF PARK FACILITY


The site is an undeveloped portion of open land, donated to the TVRPD by the Monolith Cement Plant in 1963. The site can only be accessed by trails and easements that lead into the park.

### CURRENT USES

N/A

### CURRENT CONDITIONS

N/A





# existing conditions

---

PART II - OTHER PARK & RECREATION  
FACILITY PROVIDERS IN THE GREATER  
TEHACHAPI AREA

## CHAPTER THREE



**City Of Tehachapi Owned Parks  
And Facilities In Tehachapi Valley**

| Existing Park                                      | Type         | Total Acres |
|--|--------------|-------------|
| Airport Park                                       | Neighborhood | 1.22        |
| Brave Park   | Mini         | .55         |
| Depot Park   | Mini         | .24         |
| Orchard Glen Park                                  | Mini         | .6          |
| Pioneer Park                                       | Mini         | .71         |
| Railroad Park                                      | Mini         | .57         |
| Warrior Park (formally known as Alta Estates Park) | Community    | 3.7         |
| <b>EXISTING PARKS SUBTOTAL</b>                     |              | <b>7.59</b> |
| Recreation Facilities                              | Type         | Total Acres |
| Tehachapi Rodeo Grounds                            | Facility     | 5.8         |
| <b>RECREATION FACILITIES SUBTOTAL</b>              |              | <b>5.8</b>  |

Table 3.5: Park Classification and Acreage of City of Tehachapi Owned or Operated Parks and Facilities.

**County of Kern Parks**

| Existing Park           | Total Acres |
|-------------------------|-------------|
| Tehachapi Mountain Park | 490         |

Table 3.6: Park Acreage of County of Kern Owned or Operated Parks.

**State of California Parks**

| Existing Park                  | Total Acres |
|--------------------------------|-------------|
| Tomo-Kahni State Historic Park | 400         |

Table 3.7: Park Acreage of State of California Owned or Operated Parks.

**Tehachapi Unified School District  
Facilities In Tehachapi Valley**

| Facilities                            | Total Facility Square Feet |
|---------------------------------------|----------------------------|
| JMS Gym/Sports Field                  | N/A                        |
| THS Gym/Sports Field                  | N/A                        |
| TUSD Elementary Schools Sports Fields | N/A                        |

Table 3.8: Tehachapi Unified School District Facilities.

**Other Facilities And Parks In  
Tehachapi Valley**

| Facilities                        | Total Facility Acres/Miles |
|-----------------------------------|----------------------------|
| Benz Youth Sports & Cultural Park | 40 acres                   |
| Freedom Trail                     | 2.5 miles                  |
| Inline Roller Rink                | .25 acres                  |

Table 3.9: Facility Acreage of other facilities and parks in Tehachapi Valley.

**AIRPORT PARK**  
411 N. GREEN ST.

**SIZE**  
1.22 acres

**CLASSIFICATION**  
Neighborhood Park (City Owned)

**EXISTING AMENITIES**

- Picnic tables
- Mature trees
- Open turf



**BRAVE PARK**  
MANZANITA LN.

**SIZE**  
.55 acres

**CLASSIFICATION**  
Mini Park (City Owned)

- EXISTING AMENITIES**
- Childrens Play Area (5-12 years)
  - 3 Benches
  - Trash Receptacle





## DEPOT PARK

TEHACHAPI BLVD. AND SOUTH ROBINSON ST.

### SIZE

.24 acres

### CLASSIFICATION

Mini Park (City Owned)

### EXISTING AMENITIES

- Benches
- Open plaza area
- Adjacent to Tehachapi Depot Railroad Museum
- Open turf areas



**ORCHARD GLEN PARK**  
CAROLYN LN. AND CANYON DR.

**SIZE**  
0.6 acres

**CLASSIFICATION**  
Mini Park (City Owned)

- EXISTING AMENITIES**
- Picnic Shade Shelter
  - 3 Picnic Tables
  - Barbecue
  - Trash Receptacles
  - Open Turf



**PIONEER PARK**  
CURRY ST. AND WEST I ST.

**SIZE**  
.71 acres

**CLASSIFICATION**  
Mini Park (City Owned)

- EXISTING AMENITIES**
- 1 Children's Play Area (5-12 years)
  - 6 Picnic Tables
  - Benches
  - Trash Receptacles
  - 1 Half Court Basketball
  - Picnic Tables
  - Barbecues
  - Drinking Fountain
  - Gated Entry



## RAILROAD PARK

TEHACHAPI BLVD. AND SOUTH ROBINSON ST.

### SIZE

.57 acres

### CLASSIFICATION

Mini Park (City Owned)

### EXISTING AMENITIES

- 4 Full Picnic Tables
- 6 Half Picnic Tables
- Trash Receptacles
- Dog Waste Station
- Benches
- Tehachapi Heritage League Monument



## WARRIOR PARK (FORMALLY KNOWN AS ALTA ESTATES)

CLASICO DR. AND ORCHARD PKWY

### SIZE

3.7 acres

### CLASSIFICATION

Community Park (City Owned)

### EXISTING AMENITIES

- Children's Play Area (2-5 years)
- 5 Picnic Tables
- Benches
- Open Turf
- Drinking Fountain



TEHACHAPI RODEO GROUNDS  
DENNISON ROAD

**SIZE**  
5.8 acres

**CLASSIFICATION**  
Facility (City operated)

**EXISTING AMENITIES**

- Rodeo Grounds; Arena, Grandstands, Facilities



## TEHACHAPI MOUNTAIN PARK

SOUTHERN SIDE OF HWY 58 BETWEEN MOJAVE & BAKERSFIELD

### SIZE

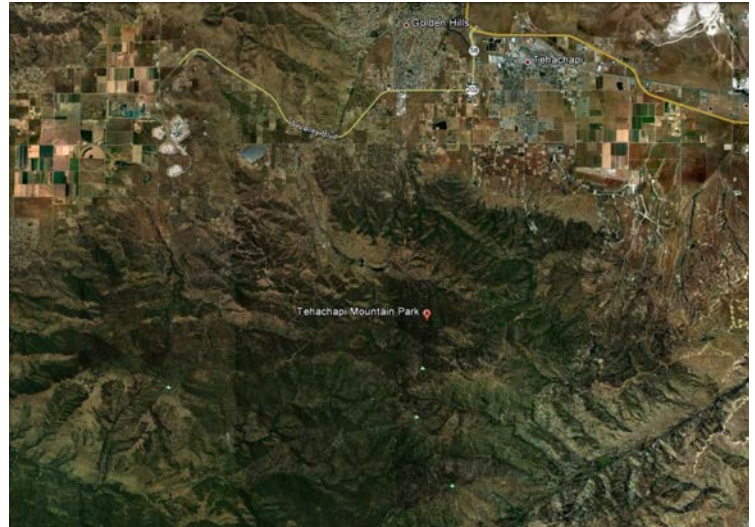
490 acres

### CLASSIFICATION

Regional Park (County Owned)

### EXISTING AMENITIES

- Campsites
- Trails for Hiking and Horse Back Riding



**TOMO-KAHNI STATE HISTORIC PARK**  
TEHACHAPI MOUNTAIN RIDGE, OVERLOOKING SAND CANYON

**SIZE**  
400 acres

**CLASSIFICATION**  
Historic State Park

- EXISTING AMENITIES**
- Historic Park Site Containing Native American Village Remains
  - Tours Led By Trained State Park Volunteers





**JACOBSEN MIDDLE SCHOOL**  
711 ANITA DR.

**SIZE**  
N/A

**CLASSIFICATION**  
Middle School

**EXISTING AMENITIES**

- 1 Baseball Field with Backstop, Dug-Outs and Base Line Fencing
- 4 Tennis Courts
- Multipurpose Building
- 4 Lighted Basketball Courts
- 1 Softball Field - 10' High Backstop
- 1 Softball Field - 20' High Backstop
- Equipment/Storage Building
- Multipurpose Field
- Picnic Shelter/Table



**MONROE HIGH SCHOOL**  
126 SOUTH SNYDER ST.

**SIZE**  
N/A

**CLASSIFICATION**  
High School

**EXISTING AMENITIES**

- 1 Baseball Field
- 2 Hooded Portable Backstops
- Gymnasium
- Soccer Field
- 3 Basketball Courts
- 3 Half Basketball Courts
- Lighted Football Stadium
- Par Course Equipment
- Picnic Shelter/Table
- Trash Enclosure



**TEHACHAPI HIGH SCHOOL**  
126 SOUTH SNYDER ST.

**SIZE**  
N/A

**CLASSIFICATION**  
High School

**EXISTING AMENITIES**

- Football Field
- Track
- 2 Football/Soccer Practice Fields
- 6 Tennis Courts
- Gymnasium
- 2 Baseball Fields (Conduit to light field) - Only 1 field in use
- 2 Softball Fields - Only 1 field in use
- Amphitheater
- 6 Basketball Courts
- Trash Enclosure



**CUMMINGS VALLEY ELEMENTARY SCHOOL**  
24220 BEAR VALLEY RD.

**SIZE**  
N/A

**CLASSIFICATION**  
Elementary School

**EXISTING AMENITIES**

- 1 Non-Regulation Soccer Field
- 8 Tether Ball Courts
- 2 Four Square Courts
- T-Ball Backstop & Benches
- Children's Play Area (2-5 & 5-12 Years)
- 2 Full Court Basketball Courts
- 2 Equipment/Storage Buildings
- 3 Handball Walls
- Volleyball Court
- Picnic Shelters & Tables
- Multipurpose Field
- ADA access to Play/Turf Areas



**GOLDEN HILLS ELEMENTARY SCHOOL**  
20215 PARK RD.

**SIZE**

N/A

**CLASSIFICATION**

Elementary School

**EXISTING AMENITIES**

- 1 Soccer Field
- 6 Tether Ball Courts
- 8 Four Square Courts
- 3 Basketball Courts
- Children's Play Area (5-12 Years)
- 1 Softball Field
- Equipment/Storage Building
- 2 Volleyball Courts
- Picnic Shelters & Tables
- ADA access to Fields



**TOMPKINS ELEMENTARY SCHOOL**  
1120 SOUTH CURRY ST.

**SIZE**  
N/A

**CLASSIFICATION**  
Elementary School

**EXISTING AMENITIES**

- 1 Soccer Field
- 2 Softball Fields
- Children's Play Area (5-12 Years, under construction)
- Children's Play Area ( 2-5 Years)
- 4 Full Basketball Courts
- 2 Softball Fields
- Picnic Shelters & Tables
- ADA access to Fields
- 3 Handball Courts



**BENZ YOUTH SPORTS & CULTURAL PARK**  
WILLOW SPRINGS RD

**SIZE**

40 acres

**CLASSIFICATION**

Facility (Privately Owned)

**EXISTING AMENITIES**

- 1 Full, Lighted Football Field
- 1 Full, Lighted Football Field w/ Stadium
- 5 Soccer Fields
- Stage/Bandshell (not in use)



## FREEDOM TRAIL

WESTWOOD BOULEVARD NORTH OF RED APPLE ROAD, GOLDEN HILLS

### SIZE

2.5 miles

### CLASSIFICATION

Walking Trail (Owned by Golden Hills Community Service District)

### EXISTING AMENITIES

- Paved Trail
- Dog Waste Station
- Benches
- Specialized Planting





**INLINE ROLLER RINK**  
APPROX. 600 TEHACHAPI BLVD.

**SIZE**  
14,000 sq.ft.

**CLASSIFICATION**  
Facility (Owned by TUSD)

**EXISTING AMENITIES**

- Hockey Rink
- Bleachers
- Chain Link Fence at Perimeter
- Storage Container
- Lighting



### **Stallion Springs Parks and Recreation Facilities**

Like Bear Valley, Stallion Springs is located outside the boundaries of the TVRPD service area. Unlike Bear Valley, however, Stallion Springs is not a gated community and so its recreation facilities may be accessible to other Tehachapi residents that live nearby.


- Man O' War Park
- Horse Thief Park
- Horse Thief Golf and Country Club
- Community Center
- Outdoor Swimming Pool

# program inventory & analysis

---

## CHAPTER FOUR





*Children during swim lesson at the Dye Natatorium Pool*

# program inventory and analysis

## OVERVIEW

The following sections are included in this chapter:

- 4.1 Introduction
- 4.2 Program Inventory

### 4.1 INTRODUCTION

Tehachapi Valley residents enjoy a variety of recreation activities, programs and services. The TVRPD works diligently to offer several recreational pursuits to the community. Other entities provide recreational opportunities such as the school district and neighboring communities like Bear Valley and Stallion Springs. However, the TVRPD is the primary provider of parks and recreation in the Tehachapi Valley.

Recreation facilities operated by the District include the West Park Activity Center, Brite Lake Recreation Area and the Dye Natatorium Pool. After school and summer recreation programs are operated by the TVRPD, by the

AYSO and by the Tehachapi Unified School District at various sites.

Recreation programs benefit individuals, families, businesses, neighborhoods and households of all ages, income levels, cultures and abilities. Programs and services that have been developed, designed and delivered effectively can provide the following benefits:

- Unique identity and character
- Sense of belonging
- Healthy lifestyles
- Lifelong learning
- Professional growth
- Safety and security
- Youth development
- Strong family units
- Cultural enrichment
- Economic development
- Environmental stewardship
- Fun and celebration



*Swim lessons at the Dye Natatorium Pool.*

Recreation programs typically provided by public recreation agencies or districts range from organized activities such as sports, classes, youth activities, family programming and community events, to more passive endeavors such as picnics, hiking, bicycling and walking. Effective recreation programs promote the constructive use of leisure time and a lifelong commitment to healthy lifestyles, personal development and a strong community.

#### 4.2 PROGRAM INVENTORY

During the community outreach effort, Tehachapi residents identified the most important benefits of recreation programs and facilities to support the quality of life in Tehachapi Valley such as:

- Providing opportunities to enjoy nature and the outdoors.
- Improving fitness, health and wellness.
- Connecting people together by building stronger families and neighborhoods.
- Promoting youth mental and physical development.

The Tehachapi Valley Recreation and Parks District is committed to delivering quality, affordable and accessible recreation programs. In general, the District sees its role as a direct provider of recreation programs and services for the Tehachapi residents.

There are specific program areas the District has focused its direct service efforts in the past few years: youth sports and camps at West Park; swim programs at the Dye Natatorium Pool; and coordinating special events and festivals for residents and visitors.

The District coordinates and provides direct and indirect support for several youth sports organizations through the use of their facilities including Tehachapi Little League, Tehachapi High School Swim Team, THS Volleyball, JMS Swimming, and Tehachapi Inline Hockey.

In addition to supporting these organizations and programs the District also provides and operates the following **recreation programs for youth**: Youth Open Gym Basketball & Volleyball, THS Basketball Camp, TVRPD Instructional Basketball for Kids, Summer Volleyball Camp, All American Speed & Strength Camp, JazzerKamp, Dance Fusion, E.M.B. Eclectic Martial Arts, Adventure Camp, T-Ball for Boys & Girls, karate, Lil Warriors Soccer Academy, Big Tots and Tiny Tots.

**Adult classes and programs** the TVRPD offers include the Men's Softball & Basketball Leagues, Women's Softball, Co-Ed Softball, Jazzercise, Zumba, Tai Chi, and Ballroom Dancing.

The District-owned Dye Natatorium Pool provides recreational swimming, swim lessons, water aerobics, Parent

and Me lessons, Life Guard classes, is available for pool party rentals, and houses the Barracudas Swim Team.

Throughout the year, the District offers various special events that are popular attractions for Tehachapi residents and the surrounding communities. These events include: Egg Hunt Extravaganza, Brite Lake Fishing Derby, Cinco De Mayo Celebration, 4th of July 5K Bun Run, Old Timers Picnic, Pumpkin 5/10K Run, Reindeer 5/10K Run, Summer Fun Run and Breakfast with Santa.

The following is a brief synopsis of the programming resources offered by the TVRPD to various age groups of Tehachapi residents and the specific programs and events offered, both in and around Tehachapi Valley.

**TVRPD Programs and Events**

Contracted Classes\*: The classes offered by the District are typically well attended by the public, require a nominal fee and are offered at various times throughout the year. Several of the classes are held at the centrally-located West Park Activity Center.

Youth Sports & Camps: The District offers a variety of sports leagues and camps for a wide range of youth throughout the year. The sports offered attract a good majority of the Tehachapi youth, many of whom will attend more than one of the sport programs during the year. Most of the programs and camps take place at West Park and the adjacent West Park Activity Center.



Swing set at Meadowbrook Park.

| Contracted Class            | Age of Attendees | Attendance Per Year |
|-----------------------------|------------------|---------------------|
| Karate                      | 8 yrs – Adult    | 300                 |
| Zumba                       | Adults           | 300                 |
| Jazzercise                  | Adults           | 300                 |
| Lil Warriors Soccer Academy | 3 yrs to 5 yrs   | 104                 |
| Ballroom Dance              | Adults           | 112                 |
| Big Tots                    | 3 yrs to 5 yrs   | 144                 |
| Tiny Tots                   | 1.5 yrs to 3 yrs | 240                 |

\*Classes taught by instructors hired by the TVRPD. Instructors have a 70/30 contract where they receive 70% of the registration fees that are collected for their class and TVRPD receives 30%.

Table 4.1. Attendance figures for contracted classes.

| Youth Sports & Camps            | Age of Attendees           | Attendance Per Year |
|---------------------------------|----------------------------|---------------------|
| Spring Volleyball               | 8 yrs to 18 yrs            | 30                  |
| Summer Volleyball               | 8 yrs to 18 yrs            | 25                  |
| THS Basketball Camp             | 3rd Grade thru High School | 75                  |
| TVRPD Basketball Camp           | 3rd Grade thru High School | 40                  |
| Summer Instructional Basketball | 4 yrs to 7 yrs             | 25                  |
| Fall Instructional Basketball   | 4 yrs to 7 yrs             | 30                  |
| Winter Youth Basketball         | 3rd Grade thru High School | 320                 |
| T-Ball                          | 4 yrs to 7 yrs             | 210                 |
| Adventure Camp                  | 5 yrs to 12 yrs            | 40                  |

Table 4.2. Attendance figures for youth sports and camps.

| Community Event             | Age of Attendees | Attendance Per Year |
|-----------------------------|------------------|---------------------|
| Easter / Chick Race         | Youth & Adults   | 350                 |
| Fishing Derby (April)       | Youth & Adults   | 500                 |
| Cinco de Mayo               | Youth & Adults   | 275                 |
| Old Timers Picnic (August)  | Adults           | 210                 |
| Summer Concerts in the Park | Youth & Adults   | 1,800 - 2,000       |
| Breakfast with Santa        | Youth & Adults   | 300                 |

Table 4.3. Attendance figures for community events.

| 5k and 10k Runs     | Age of Attendees | Attendance Per Year |
|---------------------|------------------|---------------------|
| 4th of July Bun Run | Youth & Adults   | 110                 |
| Summer Fun Run      | Youth & Adults   | 130                 |
| Pumpkin Run         | Youth & Adults   | 53                  |
| Reindeer Run        | Youth & Adults   | 45                  |

Table 4.4. Attendance figures for 5k and 10k runs.

| Swim Programs                 | Age of Attendees  | Attendance Per Year |
|-------------------------------|-------------------|---------------------|
| Summer Swim Lessons Session 1 | 2 yrs to 18 yrs   | 106                 |
| Summer Swim Lessons Session 2 | 2 yrs to 18 yrs   | 130                 |
| Summer Swim Lessons Session 3 | 2 yrs to 18 yrs   | 134                 |
| Fall Swim Lessons Session 1   | 2 yrs to 18 yrs   | 24                  |
| Fall Swim Lessons Session 2   | 2 yrs to 18 yrs   | 43                  |
| Parent and Me Swim Lessons    | 9 mos to 2 yrs    | 15                  |
| Private Lessons               | All Ages          | 26                  |
| Recreation Swim               | All Ages          | 7,800               |
| Adult Recreation Swim         | Adult             | 100                 |
| Lap Swim                      | Adult             | 130                 |
| Barracuda Swim Team           | Youth thru 18 yrs | 83                  |
| Life Guard Class              | 16 yrs thru Adult | 16                  |

Table 4.5. Attendance figures for swim programs.

Community Events: Community events put on by the TVRPD are very popular in the Tehachapi community. Events are themed around holidays and seasons and cater primarily to families.

5k and 10K Runs: The District sponsors several one mile, 5k and 10k run/walks during the year. These are mostly held throughout the City and are offered to ages 8 years and up.

Swim Programs: The Dye Natatorium is a popular facility enjoy by the community at large. Programs and lessons are held nearly year round and offered to all ages.

Adult Sports: The District offers adult basketball and softball sports leagues for both men and women listed



in Table 4.6. The softball leagues typically take place at Meadowbrook Park while the Basketball leagues are held at the West Park Activity Center.

The following shows a typical schedule for two of the most popular TVRPD facilities: the West Park Activity Center and the Dye Natatorium pool.

West Park Activity Center:

The West Park Activity Center is located at 410 West D Street, adjacent to West Park. The Center operates Monday through Friday and Sunday on a varying schedule depending on the activities each day at the Center. A typical weeks programming is shown in Table 4.7.

In addition to weekly activities, the Activity Center also hosts special events such as the Old Timers and various sports camps throughout the year.

Dye Natatorium Pool

The District operates a public swim schedule throughout the year at

| Adult Sports            | Age of Attendees | Attendance Per Year |
|-------------------------|------------------|---------------------|
| Men's Spring Basketball | Adults           | 100                 |
| Men's Fall Basketball   | Adults           | 130                 |
| Men's Softball          | Adults           | 272                 |
| Women's Softball        | Adults           | 64                  |
| Co-Ed Softball          | Adults           | 135                 |

Table 4.6..Attendance figures for adult sports.

| Week Day                                       | Class   | Cost                                 |
|--|---|--------------------------------------|
| Monday<br>9:00am<br>2:30pm<br>6:30pm<br>7:00pm | Jazzercise<br>Youth Open Gym<br>Tai Chi<br>Adult Open Gym | \$7.00<br>\$2.00<br>\$7.00<br>\$2.00 |
| Tuesday<br>9:00am                              | Jazzercise  | \$7.00                               |
| Wednesday<br>9:00am<br>2:30pm                  | Jazzercise<br>Youth Open Gym                              | \$7.00<br>\$2.00                     |
| Thursday<br>9:00am                             | Jazzercise  | \$7.00                               |
| Friday<br>9:00am                               | Zumba   | \$7.00                               |
| Sunday<br>6:00pm                               | Couples Dancing   | \$50.00/6 week series                |

Table 4.7. West Park Activity Center program schedule.



Basketball camp participants.

| Week Day  | Class   | Cost   |
|---|---|--|
| <i>Monday</i><br>5:00am<br>10:30am<br>11:00am<br>12:30pm<br>7:00pm<br>7:00pm    | Lap Swim<br>Mommy & Me<br>Adult Rec Swim<br>Recreation Swimming<br>Lap Swim<br>Marti's Water Aerobics | \$5.00<br>\$30.00/2 week session<br>\$3.00<br>\$3.00<br>\$5.00<br>\$5.00 |
| <i>Tuesday</i><br>5:00am<br>10:30am<br>11:00am<br>12:30pm<br>7:00pm             | Lap Swim<br>Mommy & Me<br>Adult Rec Swim<br>Recreation Swimming<br>Lap Swim                           | \$5.00<br>\$30.00/2 week session<br>\$3.00<br>\$3.00<br>\$5.00           |
| <i>Wednesday</i><br>5:00am<br>10:30am<br>11:00am<br>12:30pm<br>7:00pm<br>7:00pm | Lap Swim<br>Mommy & Me<br>Adult Rec Swim<br>Recreation Swimming<br>Lap Swim<br>Marti's Water Aerobics | \$5.00<br>\$30.00/2 week session<br>\$3.00<br>\$3.00<br>\$5.00<br>\$5.00 |
| <i>Thursday</i><br>5:00am<br>10:30am<br>11:00am<br>12:30pm<br>7:00pm            | Lap Swim<br>Mommy & Me<br>Adult Rec Swim<br>Recreation Swimming<br>Lap Swim                           | \$5.00<br>\$30.00/2 week session<br>\$3.00<br>\$3.00<br>\$5.00           |
| <i>Friday</i><br>5:00am<br>10:30am<br>11:00am<br>12:30pm<br>7:00pm<br>8:00pm    | Lap Swim<br>Mommy & Me<br>Adult Rec Swim<br>Recreation Swimming<br>Lap Swim<br>Recreation Swimming    | \$5.00<br>\$30.00/2 week session<br>\$3.00<br>\$3.00<br>\$5.00<br>\$3.00 |
| <i>Saturday</i><br>10:00am<br>12:30am<br>8:00pm                                 | Lap Swim<br>Recreation Swimming<br>Recreation Swimming  | \$5.00<br>\$3.00<br>\$3.00   |

the indoor Dye Natatorium Pool. The program schedule for a typical summer is as shown in Table 4.8.

In addition to the programs listed, the Dye Natatorium Pool may also be rented for private pool parties with advance reservations. The fee is \$60 per hour for groups of 50 or less, \$70 per hour for groups of 51 to 70 and \$80 per hour for 71+ attendees. There is a two-hour minimum rental, and available times are scheduled around the swim programs, swim lessons and open swim.

Meadowbrook Park

The District-run adult softball leagues for men, women and co-ed teams.

Table 4.8. Dye Natatorium program schedule.



Children in swim lessons at the Dye Natatorium Pool.

Table 4.9 shows a typical spring week schedule.

**Populations Served**

TVRPD recreation programs and events serve a variety of residents throughout the Valley. While the majority of the programs are geared towards youth sports, specific programs target toddlers, youth, teens, adults and seniors. Examples of activities for each group include:

Parent / Child: Swim lessons, day programs.

Preschool / Toddler: Day programs, sports (Soccer Academy), swim lessons.

Youth/Teens: Sports and athletics (karate, volleyball, winter youth basketball, t-ball, swim lessons), sports camps and clinics (THS Basketball Camp, TVRPD Basketball Camp, instructional basketball, and Adventure Camp), holiday themed community events (Breakfast with Santa, Cinco de Mayo celebration, etc.), 5k & 10k seasonal walk/run’s (Bun Run, Reindeer Run, etc.).

Adults: Sports and athletics (Basketball and softball), exercise classes (Karate, Zumba, Jazzercise, etc.), dancing, recreational swimming, holiday themed community events (Fishing Derby at Brite Lake), 5k & 10k seasonal walk/run’s (Bun Run, Reindeer Run, etc.).

Seniors: Exercise classes (water aerobics and Jazzercise), dancing, recreational swimming, holiday-themed community

| Week Day                                | League   | Cost                                   |
|---|--|--|
| Monday<br>6:15pm<br>7:30pm<br>8:45pm    | Men’s Softball<br>Men’s Softball<br>Men’s Softball | \$450/team<br>\$450/team<br>\$450/team |
| Tuesday<br>6:15pm<br>7:30pm<br>8:45pm   | Men’s Softball<br>Men’s Softball<br>Men’s Softball | \$450/team<br>\$450/team<br>\$450/team |
| Wednesday<br>6:15pm<br>7:30pm<br>8:45pm | Men’s Softball<br>Men’s Softball<br>Men’s Softball | \$450/team<br>\$450/team<br>\$450/team |
| Thursday<br>6:15pm<br>7:30pm<br>8:45pm  | Men’s Softball<br>Men’s Softball<br>Men’s Softball | \$450/team<br>\$450/team<br>\$450/team |

Table 4.9. Meadowbrook program schedule.



Kids playing T-Ball at Meadowbrook Park.

events, 5k & 10k seasonal walk/run's, annual Old Timers Picnic.

### Special Events

Throughout the year the District offers several community events that cater to all ages and a variety of interests within the community such as the Old Timers Picnic, the Brite Lake Fishing Derby and the Cinco De Mayo Celebration and the Concerts in the Park summer series.

Community events like these play an important role in developing a sense of place and promoting cultural understanding. Working with promoters and organizations to increase the number of special events and cultural programs for the community is important for Tehachapi in the future.

### Other Recreation Program Providers

Although TVRPD is the primary provider of recreation activities and programs within the Greater Tehachapi Area, there are numerous other private recreation and sports organizations. Some of these use TVRPD facilities or partner with TVRPD to meet local recreational needs. The Kern County Aging and Adult Services operate the Meals on Wheels program out of the Tehachapi Senior Center. Other activities that take place during the week at the Senior Center include exercise programs, Zumba, bingo, wood carving, cards, etc.

### Tehachapi Youth Sports Organizations

#### Tehachapi Little League

The Tehachapi Little League program serves youth 5-18 years of age.

The programs include little league baseball and softball. The leagues primarily use West Park but also use the Tehachapi Unified School District facilities. They currently have 300 youth enrolled in the baseball program and 123 youth enrolled in the softball program.

#### Tehachapi American Youth Soccer Organization (AYSO) Region 479

Tehachapi Valley AYSO Region 479 provides soccer programs for youth ages 5-18. Their primary fields are at Benz Youth Sports and Cultural Park. The programs offered include youth soccer leagues and tournaments. The AYSO currently have approximately 600 youth participating.

#### Tehachapi Youth Football & Tomahawk's Cheer

Tehachapi Youth Football (TYF) provides football programs for youth 8-13 years of age. There are currently 120 youth enrolled for the tackle football program and 70 youth enrolled in the cheer leading program. TYF uses Benz Youth Sports and Cultural Park for practices and games.

The following is a complete list of groups that participated in the 'Sports and User Group Questionnaire' that

was issued by the TVRPD in Spring of 2012:

Outdoor Sports Groups

- Upwards sports – Tehachapi Naz Church
- T.F.C. Gryphons – Club Soccer
- Tehachapi Youth Football & Tomahawk’s Cheer
- AYSO Soccer Region 479
- Tehachapi Little League

Indoor Sports Groups

- Boys Basketball – THS
- Tehachapi High School Swim Team
- Volleyball – THS
- Swimming – JMS
- Tehachapi Inline Hockey
- Open Gym Basketball – TVRPD
- Boys JV Basketball THS
- Water Aerobics
- Zumba
- Jazzercise

Community Center/Meeting Rooms

- Girls Scout Troop 384
- Tiny Tots / Big Tots
- E.M.B. Martial Arts
- The Salvation Army
- Valley Caregiver Resource Center
- California Highway Patrol
- Tehachapi Police Department

Special Events

- Tehachapi Humane Society
- Greater Tehachapi Chamber of Commerce

**Regional Recreation And Cultural Opportunities**

Tehachapi residents have access to a multitude of sports facilities and leisure time pursuits in the Tehachapi Valley ranging from hiking to golf to cultural programs.



2013 Brite Lake Fishing Derby participant (TVRPD Facebook page).



*Folklorico dancers at the Cinco De Mayo celebration.*

Hiking opportunities are abundant both locally in Tehachapi Valley and regionally in the nearby Tehachapi Mountain State Park and preserve areas such as the Tomo-Kahni State Historic Park. Equestrian trails are also readily available for residents and visitors throughout the neighboring Bear Valley and Stallion Springs.

Cultural opportunities are available throughout Kern County from Tehachapi to Bakersfield with a number of performing art centers, galleries and museums.

The Horse Thief Golf Course & Country Club is a popular golf course available to Tehachapi Valley residents and wineries such as the Souza Family Vineyard provide entertainment for the adult residents. Commercial recreation facilities, such as the specialty youth sports camp Woodward West are also located within a 15-mile radius of downtown Tehachapi.

In addition to the Tehachapi Museum, the Tehachapi Depot Railroad Museum and the Beekay Theater located in the downtown area, there are a handful of art centers and performing arts centers located in Bakersfield and around the Tehachapi Valley area.

community involvement

---

CHAPTER FIVE





PARKS  
MAKE  
LIFE  
BETTER  
WWW.TVRPD.ORG

TEHACHAPI VALLEY  
RECREATION & PARKS  
DISTRICT

TEHACHAPI VALLEY  
RECREATION & PARKS  
DISTRICT

Parks  
Make  
Life  
Better!



TEHACHAPI VALLEY RECREATION & PARKS DISTRICT  
Tell us what you think about the parks & facilities in Tehachapi

|  |  |  |
|--|--|--|
|  |  |  |
|  |  |  |
|  |  |  |

TEHACHAPI VALLEY RECREATION & PARKS DISTRICT  
Tell us what you think about the parks & facilities in Tehachapi

|  |  |  |
|--|--|--|
|  |  |  |
|  |  |  |
|  |  |  |

TEHACHAPI VALLEY RECREATION & PARKS DISTRICT  
Tell us what you think about the parks & facilities in Tehachapi

|  |  |  |
|--|--|--|
|  |  |  |
|  |  |  |
|  |  |  |

*TVRPD receiving community input at the Tehachapi Chili-Cookoff (2012)*



# community involvement

## OVERVIEW

The following sections are included in this chapter:

- 5.1 Introduction
- 5.2 Stakeholder and Community Leader Interviews
- 5.3 Focus Groups
- 5.4 Sports Questionnaire
- 5.5 Telephone Survey
- 5.6 Community Questionnaire
- 5.7 Community Workshops
- 5.8 Analysis and Key Findings of the Public Outreach

## 5.1 INTRODUCTION

Input from the community is a critical component of the needs assessment and determining what facilities and programs should be recommended. The methods used for public outreach included:

- Stakeholder and community leader interviews.
- Focus groups.
- Sports organizations questionnaire.
- Telephone survey.
- Community questionnaire.
- Community workshops.

The purpose of gathering community input is to ensure that the Needs Assessment and the continued development of the Recreation and Parks Master Plan is as inclusive as possible and reflects the views, preferences and recreational desires of Tehachapi residents. As a result, throughout 2012, more than 1,000 residents participated in the planning process by using one or more of these tools to express their views concerning what they saw as strengths of as well as opportunities to improve the TVRPD recreation and parks system. They shared their ideas and opinions on a wide range of topics including new recreation facilities, improvements to existing parks and facilities, recreation programs and activities, as well as ideas on how to strengthen the funding needed to sustain the recreation and parks system. The resulting portrayal of community aspirations and interests clarifies the recreational needs and priorities that the Master Plan should address.



*Community outreach at the Tehachapi Chili Cook-off (2012).*

*Top: Community outreach at the Tehachapi Mountain Festival (2012).*

*Bottom: Participant in Tehachapi organized sports.*



The following is an overview of what people in Tehachapi had to say about their recreation and park system and what was learned from this process. It begins by focusing on each outreach method individually, briefly describing that method and then summarizing what was heard in each case. Finally, by deploying a variety of different tools for gathering community input, a pattern began to take shape in which many topics repeatedly emerged and then coalesced around several key themes, as described in the final section of this chapter.

## 5.2 STAKEHOLDER AND COMMUNITY LEADER INTERVIEWS

### Stakeholder Interviews

The stakeholder interviews were conducted in order to better understand the issues facing TVRPD and the recreation and park system from the perspective of key stakeholders in the community. Interviews were conducted with representatives from the following groups and organizations:

- M&M Sports
- Organized Sports/Exercise Instructors
- Tehachapi Main Street
- Business/Chamber of Commerce
- Tehachapi News
- Benz Sports Park

Several questions were asked during the one-on-one phone interviews with stakeholders and these questions as well as the complete summary of

responses can be found in the Appendix.

### Key Outcomes from the Stakeholder Interviews

Stakeholders generally agreed that the existing TVRPD services and facilities are important, valued and well-utilized. They provide a place for kids to play, the programs are affordable, and there are a nice variety of activities. However, as the community continues to grow and participation in programs continues to rise, the District will need to provide more activities, both recreational and educational, for youth, adults, and especially seniors.

Participants spoke of a need for more sports fields, open space, a community/event center, and privatized recreational outlets (i.e. bowling, mini golf, motocross). Several facilities were also identified as being in need of improvements including Brite Lake, West Park, the Ollie Mountain Skatepark, the Natatorium and Meadowbrook Dog Park.

It was acknowledged that while the District has limited funds, there are opportunities to seek alternative funding sources. Stakeholders felt that the District should consider a bond, grant opportunities, and fundraising events. They should also consider hosting programs that bring in revenue. The Stakeholders had varied opinions on whether or not people would be likely to support tax and/or program fee increases.

Maintenance was mentioned by several Stakeholders as a challenge for the District. Many of the District's facilities are well-used and/or outdated, and could use some refurbishing, including the pool. The District also needs to focus on hiring maintenance staff that are knowledgeable and well-trained.

The District should take advantage of community volunteers. There is an active and supportive group of citizens who would gladly help out with maintenance and other issues. The District would benefit from a stronger online presence, boosting their outreach program, and utilizing the community's help to get Morris Park designed and built.

Stakeholders agreed that working to maintain and attract community partnerships would benefit the District. The District should expand its partnerships with local schools; work at continued engagement with the City, and consider a closer partnership with Benz Visco. It was also mentioned that the District should consider developing a closer working relationship with Stallion Springs.

### **Community Leader Interviews**

Key leaders in the community were interviewed to better understand the issues facing TVRPD and the recreation and parks system from their point of view. Representatives from the following groups and organizations were interviewed:

- Arts Community
- City of Tehachapi
- County of Kern
- Golden Hills Community Services District
- Smart Growth – Tehachapi Valleys
- Tehachapi Unified School District

### **Key Outcomes from the Community Leader Interviews**

In general the District's recreation programs are seen as successful and popular with the members of the community they are designed to serve. There is a need for more programs geared towards teens and seniors. After-school programs, arts programs, and active senior classes were mentioned during the interviews.

Community Leaders voiced concern over the lack of walking and biking



*Annual Brite Lake Fishing Derby (2009).*

trails. They felt that existing trails were very popular and additional trails should be added. Many sites were identified by the community leaders as potential for future park and trail facilities.

Another need identified by the interviews was the need for meeting space and event space within the District. This could either be accomplished by creating a new community or performing arts center, or sharing space with other organizations such as the Veterans Building or the building at Wells School.

Those interviewed felt that increased marketing efforts might benefit the District. Corporate sponsorships and branding could generate both publicity and funds. The Community Leaders also felt that TVRPD could host fundraising events to raise District awareness and money.

The Community Leaders feel that the area offers a wealth of diverse outdoor recreational and sports opportunities based on its unique geographic location. It also has the potential to become a regional tournament city. The area is home to a thriving arts community, which is an overlooked asset. The City should partner with the District to generate more recreational opportunities and help position Tehachapi as a major tourist destination.

Partnerships and increased communication with other organizations was mentioned in order to reduce duplication of services and valuable resources. Care would need to be taken, however, so that larger partners would have equal rights to smaller partners as this has been an issue in the past. Community Leaders also felt that the District needs to continue to strengthen its relations with Golden Hills and the City. Attracting Stallion Springs and Bear Valley back into the District would boost finances and ensure that these communities pay their fair share for ongoing care and maintenance of facilities they might be using. Some Community Leaders also expressed a desire to have the District assume responsibility for the Tehachapi Mountain Festival, and run it for the benefit of the community. Alternatively they would like to see the District initiate other high profile community events as both a fundraising benefit for the District and a tourism opportunity for the community.

### 5.3 FOCUS GROUPS

Focus Groups were conducted to target specific audiences within areas of interest to gain deeper insights from those familiar with the needs of those unique users of park facilities and programs. The subjects of the Focus Groups were, 1) "Current Park System", and 2) "Future Park System". Interviews were conducted with

*Top: Girl's Basketball Camp*

*Bottom: Annual Easter Egg Hunt.*



representatives from the following groups and organizations:

- Youth.
- Community Activists.
- Organized Youth Sports.
- Trails and Open Space.

### Key Outcomes from the Focus Groups

1) Current Park System: In general, there are many popular events offered by the District and positive feedback from the community on the services provided by TVRPD. There are a variety of popular sports and successful sports programs. Participants would like to see upgrades to current TVRPD parks and facilities. Several facilities are in need of repair and renovation, and some of the District lands are not being used to their full potential. Specific requests for park improvements included: new lighting at West Park for evening games, sports fields that are accessible year round, increased spectator seating at the Dye Natatorium, and improved parking at all facilities. They would like to see these types of improvements, as well as improved maintenance practices prior to the building or developing of new parks or facilities.

The importance of implementing a region-wide multi-use trail system and improving bicycle routes was seen as a high priority by the groups. Participants noted the popularity of the Freedom Trail and that the continuation of these kinds of trails

could provide a needed linkage for the community to other trails and parks.

Participants agreed that with the departure of two outlying Tehachapi Valley communities from the District, as well as the implementation of Prop 13 and its impact on special districts, the current TVRPD funding has become very limited. The lack of funding has had significant impacts on the overall maintenance of District parks and participants expressed that they would like to see TVRPD better manage the resources they do have while making efforts to fund raise throughout the year to supplement. Due to the lack of programs available to seniors, the participants felt that most seniors would not be willing to support an additional assessment.

2) Future Park System: In general the groups agreed that additional parks and facilities would be needed in the future. With the majority of the youth involved in sports activities, the demand for practice space and facilities exceeds the capacity of existing recreation facilities. An increased number of practice fields, an expanded/new swimming pool and a sports complex were regarded by the groups as facilities that are needed and would be utilized. Other types of facilities requested were a bowling alley, community center, a Boys and Girls club, and performing arts facility.

Programs are also operating at maximum capacity, and focus groups noted that alternatives to traditional sports, additional senior and tiny tot programs, and an expanded sports program including adult leagues are needed.

Participants acknowledged the importance of increasing the draw for tourism and business to Tehachapi as a means to boost the local economy. Suggestions for attracting tourism included utilizing the surrounding natural resources by creating more opportunity for outdoor recreation such as extensive trails and open space parks. The need to provide incentives for potential new businesses and to create more attractions in the downtown area was also seen as important.

Ownership and pride from the surrounding communities was seen as an essential element that the District should continue to work towards. It was noted that building a stronger, more positive profile within the community and strengthening partnerships with the City and County could help the District achieve these goals. Improving relationships with other agencies could also help reduce the chance that services are duplicated, and increase the potential to share resources.

#### 5.4 SPORTS QUESTIONNAIRE

A sports questionnaire was distributed to organized sports

groups and community groups within the District to obtain information regarding facility usage, team size, recreation seasonality, and player volume for the facility needs calculation. Completed questionnaires were received from the following groups and organizations:

- Upward Sports – Tehachapi Nazarene Church
- T.F.C. Gryphons – Club Soccer
- Tehachapi Youth Football & Tomahawks Cheer
- AYSO Soccer Region 479
- Tehachapi Little League
- Boy’s Basketball – THS
- Tehachapi High School Swim Team
- Volleyball – THS
- Swimming – JMS
- Tehachapi Inline Hockey
- Open Gym Basketball – TVRPD
- Boys JV Basketball THS
- Water Aerobics
- Zumba
- Jazzercise
- Girls Scout Troop 384
- Tots / Big Tots
- E.M.B. Martial Arts
- The Salvation Army
- Valley Caregiver Resource Center
- California Highway Patrol
- Tehachapi Police Department
- Tehachapi Humane Society
- Greater Tehachapi Chamber of Commerce

#### Key Outcomes from the Sports Group Questionnaire

The sports and community groups

*Top: T-ball participant.*

*Bottom: Annual 5k Bun Run. (Photograph by Nick Smirnoff)*



reflected a wide range of users, beyond just sports, from youth teams such as the Tehachapi Little League to groups like the Girl Scouts and the Tehachapi Police Department. These groups use a variety of facilities throughout the City of Tehachapi for sports practice, sports games, and meeting space.

The sports and community groups reported that the facilities and fields used by their groups are generally in good to fair condition with the exception of the Inline Hockey Rink. The Hockey Rink was indicated as being in poor condition and in need of repair. Some of the groups requested improvements to facilities and fields such as improved dugouts, air conditioning at the West Park Gym, and expanded trails at Brite Lake.

Most of the groups would like to see their programs expanded, as they anticipate growth of approximately 5-10% in the near future. With the current number of participants, the groups generally feel their scheduled time of use at the facilities does not conflict with other groups, though some scheduling conflict occurs at the West Park ballfields. New facilities desired include baseball and softball fields for year round play as well as a public soccer complex.

Funding for the operation and overhead of each sports group is generated through user fees, sales, fundraisers and donations.

### 5.5 TELEPHONE SURVEY

A telephone survey was developed as another method of obtaining input on issues relating to this Master Plan. The one difference in this method of community outreach is that it offers statistically valid results. Meaning, it includes a completely random, comprehensive survey of the entire community, which is confirmed by current demographic census data.

#### Key Outcomes from the Telephone Survey

More than 41% of those polled stated that they seek physical fitness, health and well being benefits from their recreation choices. One-fourth of respondents (26%) replied that opportunities to gather and socialize with others were the primary benefits they seek from recreation.

Respondent's use of TVRPD facilities was varied in frequency, over 50% of people described themselves as 'frequent' or 'moderate' users of recreation facilities. Reasons listed for not partaking in recreation

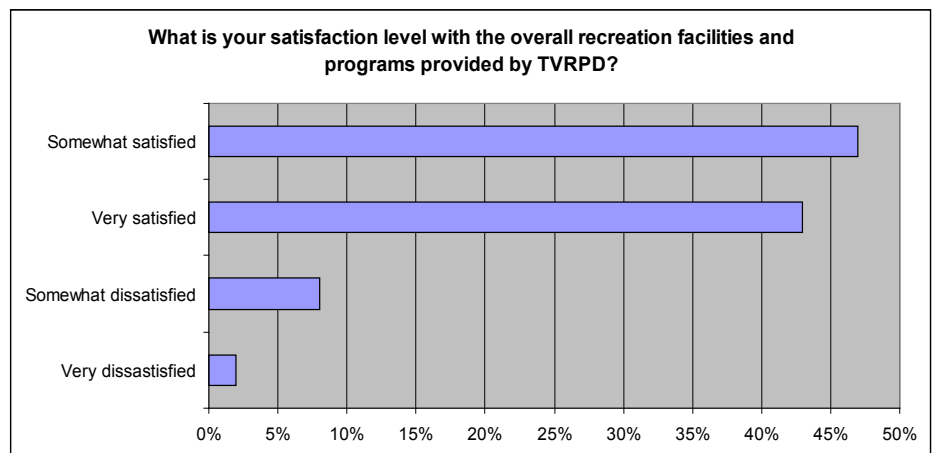
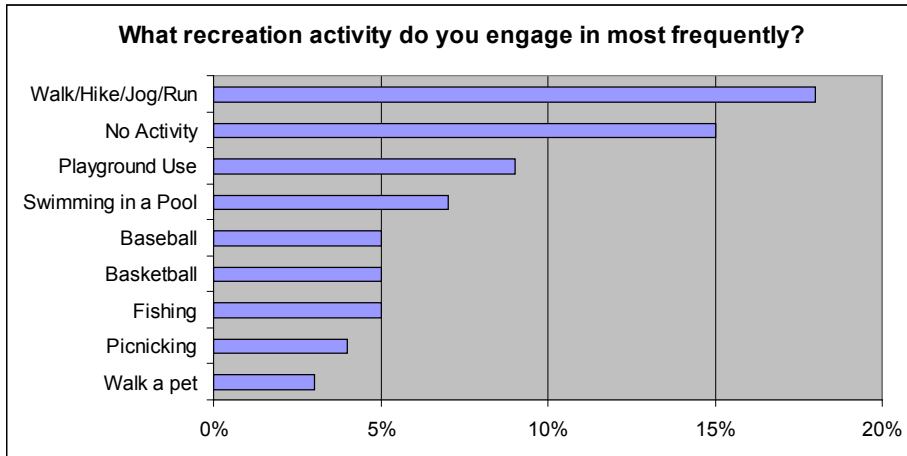


Table 5.1. Respondents satisfaction level with recreation facilities and programs.



opportunities were: age, lack of time, illness, or physical limitations. The most frequently used facilities were identified as Central Park, West Park, and Meadowbrook Park. Of those polled who had used TVRPD facilities or programs, 90% reported a satisfaction level of somewhat to very satisfied with their experience.

When asked to volunteer their most frequent recreation activity, the response reported most often was Walking/Hiking/Jogging/Running. This was followed by a response group who reported no recreation activity. Playground/Tot Lot use, Swimming in a Pool, Baseball, Basketball and Fishing were also popular responses.

When asked what one recreation facility they would most like to see in the Greater Tehachapi Area, 21% of respondents stated that 'no new recreation facilities' were needed. Forty six percent of respondents felt that additional recreation facilities would be desirable, and some of their preferences included a Performing Arts Center, Recreation Pool, Community Center and Bowling Alley. This inquiry was asked in an unprompted form with all responses being volunteered by respondents and recorded verbatim.

Respondents were asked how frequently they might use a Performing Arts Center, if it were to be added to the TVRPD system.

Table 5.2. Respondents satisfaction level with recreation facilities and programs.

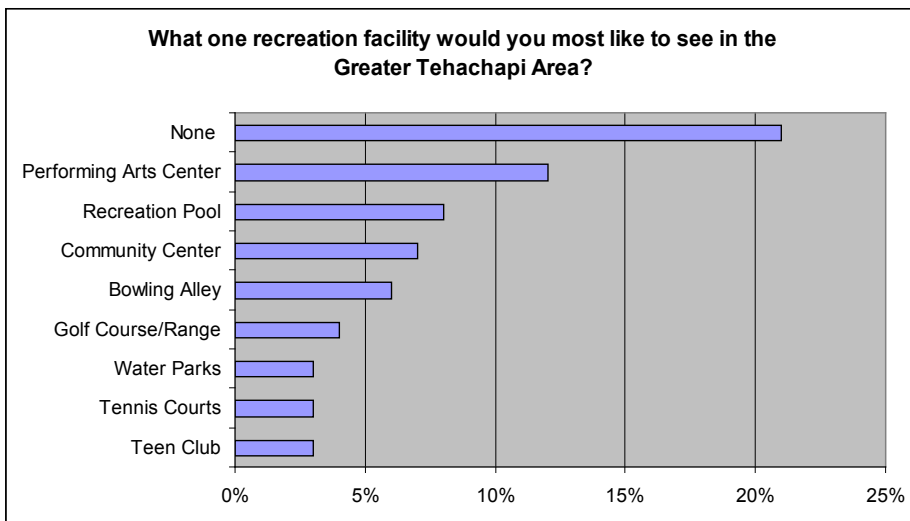


Table 5.3. Most desired recreation facility.



Seven percent of District households planned to be a 'Frequent User' (patrons at least once per week), while 25% envisioned themselves as 'Moderate Users' (patrons at least 6-24 times annually). 'Light Users' (patrons one to five times per year) represented 40% of District residents polled. The same question was asked in regards to a Community Center. Fourteen percent of respondents planned to be 'Frequent Users' of a potential Community Center, and 31% envisioned themselves as 'Moderate Users'. Twenty-four percent of residents polled fell into the category of 'Light Users'.

Seventeen percent of respondents described themselves as 'Frequent Users' of recreation programs (patrons of programs at least once per week). Less than one of every three residents (32%) reported being a 'Moderate User' (patrons of programs from once a year to monthly). The share of 'Frequent Users' in the District was below average in comparison to other municipalities (17% frequent users vs. 22% on average amongst 21 selected California municipalities). Of those households who reported no use of programs in the past year, most had a household head 55 years or older and had no children under 18.

Of those who participated in District programs during the past year, the most popular activity/program attended was Community Events.

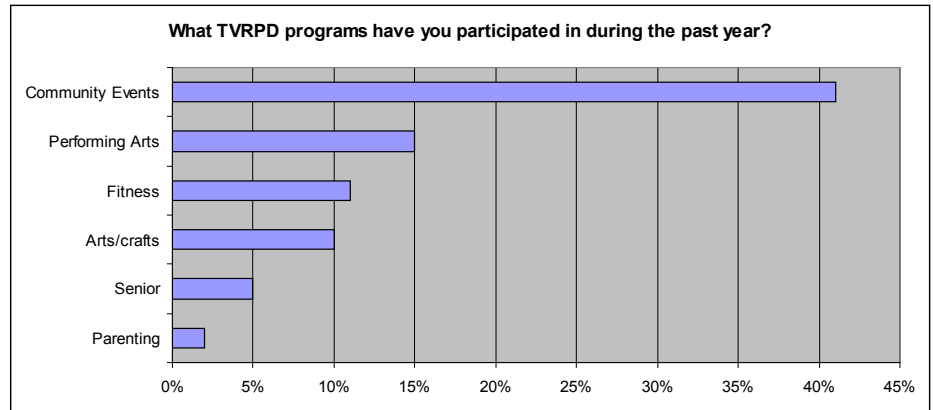


Table 5.4. Programs most frequently participated in.

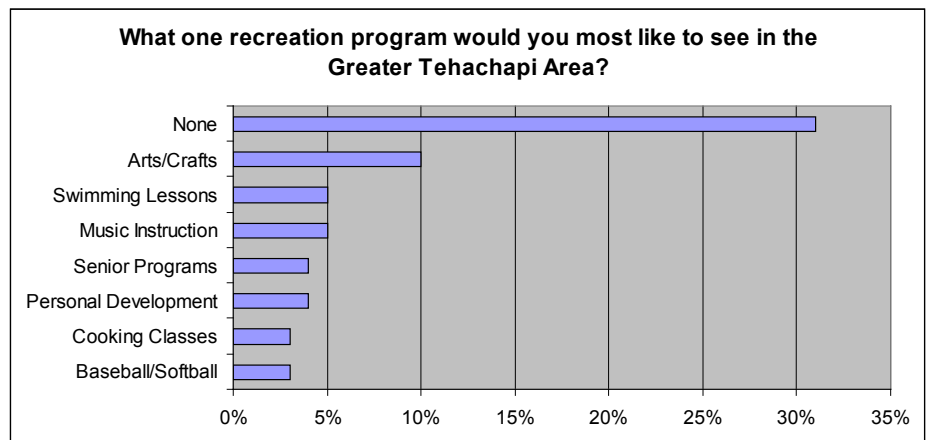


Table 5.5. Most desired recreation program.

Other popular activities included Performing Arts, Fitness, Arts/Crafts, and Senior Programs.

Respondents were asked to volunteer one recreation program their household would most like to see added in the Greater Tehachapi Area. Thirty-one percent of respondents answered 'None'.

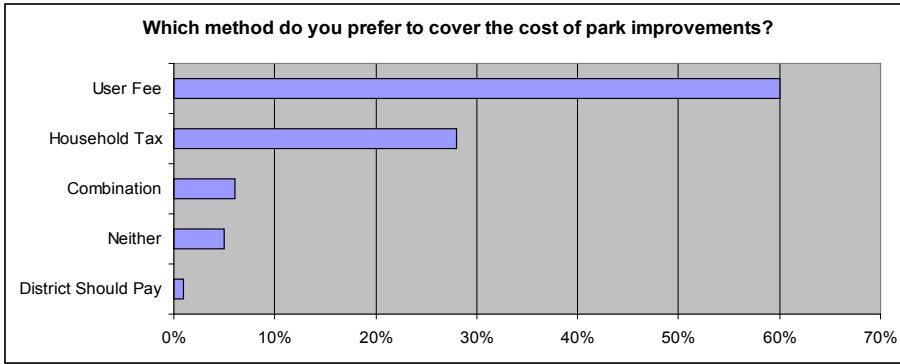


Table 5.6. Preferred method of cost recovery for system improvements.

The remaining households gave varied answers including Arts/ Crafts, Swimming Lessons, Music Instruction, Senior Programs, Personal Development, Cooking Classes, and Baseball/Softball. All other response categories garnered less than a 3% response rate.

Respondents were asked to consider and choose between two alternative methods to cover the cost of improving or expanding the existing District recreation system: A Household Tax or a User Fee. Sixty percent stated they would prefer a User Fee. Some respondents volunteered that they would like to see a combination of both of the alternatives, and some stated that they 'don't want to pay anything' or 'the District should pay for it from existing taxes'.

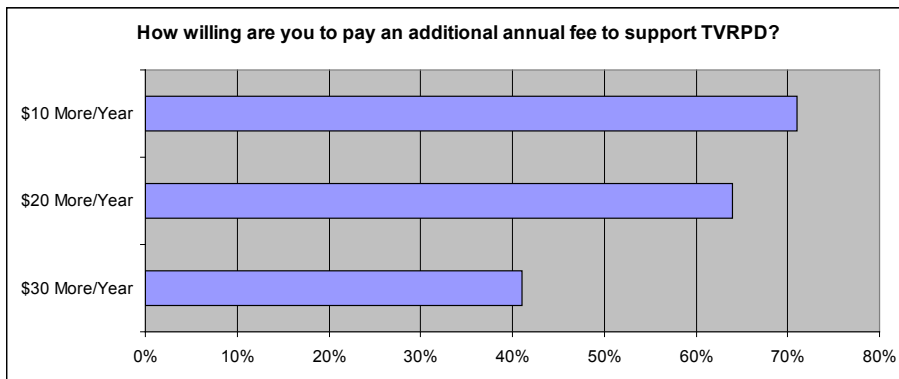


Table 5.7. Willingness to pay additional annual fee.

District residents are currently paying \$25 to \$40 annually to assist in the funding of parks and recreation facilities and services. Respondents were asked how willing they would be to support an increase of \$10, \$20, or \$30. Table 5.7 shows those households who were 'somewhat' to 'very' willing to support the described annual increases.

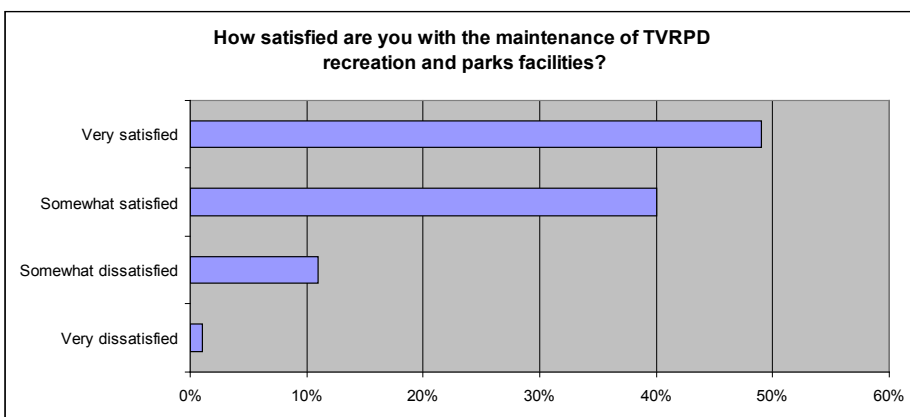


Table 5.8. Respondents satisfaction with maintenance of facilities.

The final question asked of respondents was whether they would be willing to support an increase of \$5 to \$10 for new or expanded recreation programs. Sixty percent stated that they would be 'somewhat' or 'very' willing to support the higher program

sign-up costs. Forty percent stated they were 'not very' or 'not at all' willing to support such an increase.

Nearly nine of every ten District households polled (89%) stated that they are either 'very' or 'somewhat' satisfied with recreation facilities maintenance.

### 5.6 COMMUNITY QUESTIONNAIRE

Over a three month period a Community Questionnaire was made available to the public to collect information on the current use of the parks, facilities, activities and recreation programs. The questionnaire also asked respondents to identify current park and facility needs and priorities for improvements. A strong response of 550 questionnaires was returned to the TVRPD from both hard copies and utilizing the online web survey.

#### Key Outcomes from the Community Questionnaire

Respondents felt that the top two most important benefits of parks and recreation were to provide opportunities to enjoy nature and the outdoors, and to improve people's health and wellness. Respondent's use of TVRPD facilities was varied in frequency. The most frequently utilized facilities were Freedom Trail and Meadowbrook Park, followed by Dye Natatorium, West Park and the Gymnasium. The majority of those surveyed were either very satisfied or somewhat satisfied by the physical

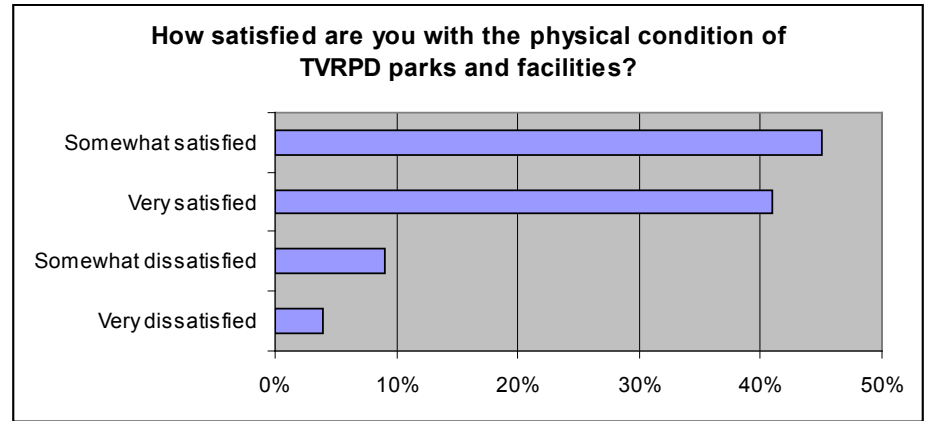
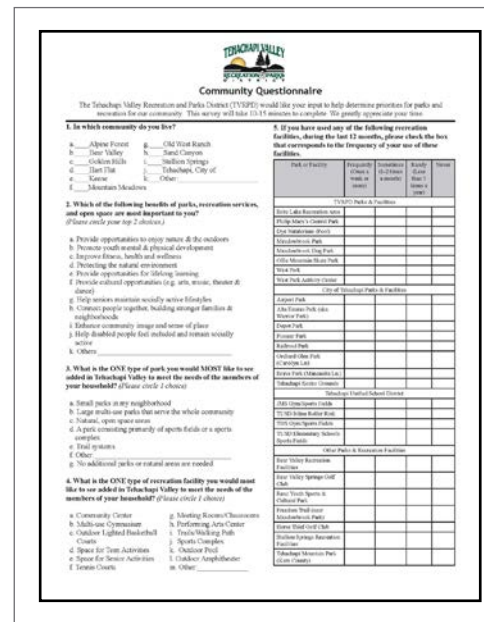


Table 5.9. Community satisfaction of TVRPD parks and facilities.

condition of parks and facilities they had visited.

Though people were satisfied with the general condition of TVRPD parks and facilities, respondents felt that several facilities could benefit from specific repairs and improvements. They felt that both West Park and Meadowbrook Dog Park would benefit from ADA accessibility upgrades. It was noted that Meadowbrook Park is in need of an expanded children's play area and improved management of its sports fields. Meadowbrook Dog Park could use a functional water fountain and a weed management program to treat the existing foxtail infestation. Respondents agreed that Dye Natatorium was in need of major refurbishment and that the water temperature should be kept at or above 80 degrees, for the comfort of youth and seniors. Brite Lake was described as desolate, with little to no shade or grass available for picnics.



Community Questionnaire

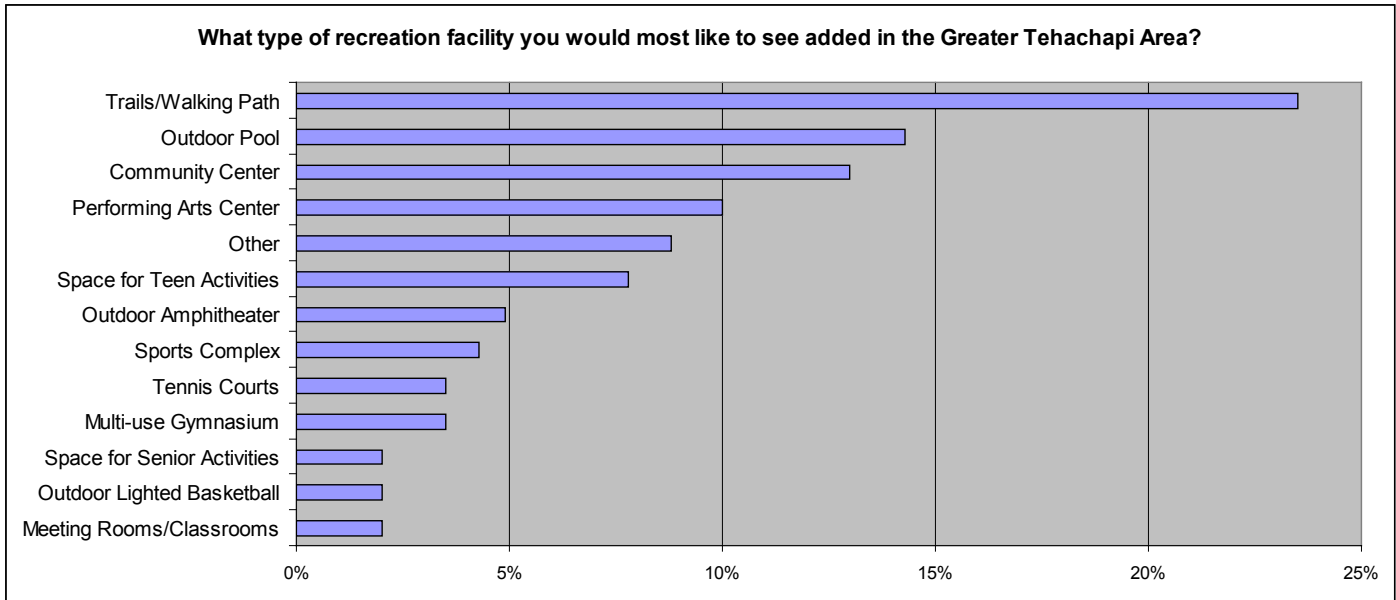


Table 5.10. Most desired recreation facility.

It was also noted that the restrooms and showers at Brite Lake were in need of maintenance and upkeep. Lastly, respondents felt that all the basketball courts were in poor condition and could benefit from resurfacing and maintenance.

When asked which type of recreation facility people would most like to see added to the parks and recreation system, trails were at the top of the list, followed by an outdoor pool, community center, and performing arts center. Respondents felt a city-wide trail system with access for bikes, pedestrians and equestrians would benefit residents and visitors, as well as bring the community together. Mountain bike trails were also popular with survey participants.

The majority of survey participants felt that upgrading existing parks

should be the top priority of TVRPD at this time, followed by the development and implementation of a multi-use trail system. Several respondents noted that they would like to see more facilities in the Golden Hills and Orchard Glen areas.

Many survey respondents requested disc golf be returned as a recreation activity at existing parks. Other special facilities requested by participants included: a heated pool (for youth, seniors, aerobics), another dog park, soccer fields/park, splash park, CA poppy preserve, bowling, community gardens, covered horse arena, community center, driving range, area for Radio Control (RC) activities (i.e. planes, cars, boats), a parcourse, and bowling alley. Several respondents also wished to see a local Library within the downtown.

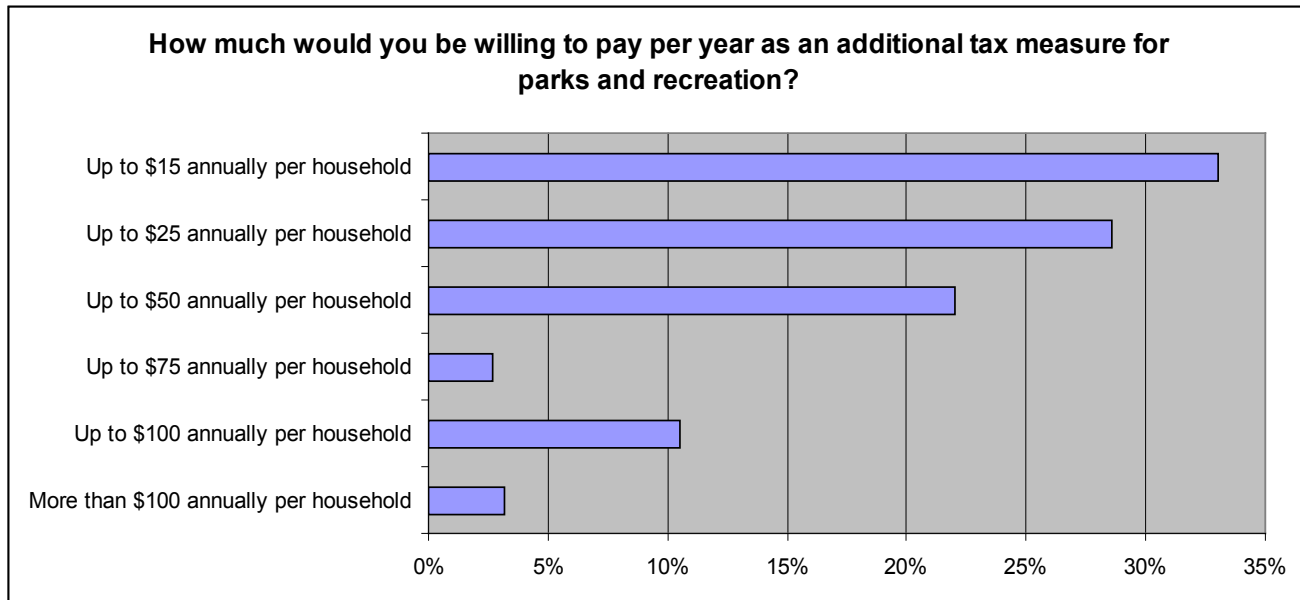


Table 5.11. Willingness to pay additional tax measure.

Over half of those surveyed thought the recreation programs currently provided by TVRPD were of good quality. For those who had not participated in programs, most said it was because they were unaware or too busy.

Respondents identified many programs that they would like to see TVRPD add to their schedule including: programs for senior citizens (fitness, yoga, food distribution, Pickleball), programs for teens, handicapped swim, yoga, arts & crafts, skills/educational training (plumbing, electric, wood working), computer classes, dance, family fitness, tai chi, mentoring programs, music, activities for children with special needs, gymnastics, culinary arts, water aerobics, movies in the park, Folklorico, bicycling events, farmers market, youth dance nights,

performing arts, Pilates, golf lessons, tiny tot programs, Spanish classes, photography, home repair, adult indoor soccer, bus trips, Zumba, and nature classes. Several people asked what happened to concerts in the park, and noted that they enjoyed that event. Another respondent mentioned that TVRPD could team up with the Tehachapi museum to host an intertribal Pow Wow, or host classes on traditional Indian beading, pottery, and basketry.

Most of those surveyed support a tax measure for parks and recreation, depending on the amount they would have to pay and what projects it would be used for. Most would be willing to pay an additional \$15 per year, others would be willing to pay \$25 and \$50 annually.

Though the majority of people said they would be somewhat willing to pay a 5-10% increase in facility rental and program fees, answers were varied and quite a few were not supportive of an increase.

### 5.7 COMMUNITY WORKSHOPS

Two community outreach events were held to elicit feedback from the general public. The first event was integrated into the Annual Tehachapi Chili Cook-off, and consisted of a dozen interactive stations where participants could answer questions and give comments. The second event was a more formal workshop-style event. It took place at the West Park Activity Center on a weeknight in September. Participants were shown a presentation of initial findings and

asked to prioritize those findings in consensus with other participants. In total, approximately 85 people gave feedback at these workshops and provided the valuable information that follows.

#### Key Outcomes from the Community Workshops

Participants were asked which parks they frequent and how far they travel to get to those parks. On average, people who visited Ollie Mountain Skatepark, Airport Park, and Benz Youth Sports Center traveled a distance of 10 or more miles. Participants who visited Brite Lake, Central Park, Meadowbrook Park, West Park, Depot Park, Railroad Park, and Freedom Trail said they traveled between 5 and 10 miles on average. Participants who said they used Dye Natatorium, West Park Activity Center and the TVRPD offices reported traveling less than five miles.

Workshop participants identified what they felt was missing from TVRPD's park facilities. The most popular features at the first workshop were a Splash Pad, Bowling Alley, and a Teen Center. The most popular facilities at the second workshop were Hiking/Walking/Biking trails, Activity/Recreation Center with Pool, and Community Center/Performing Arts Center.

Participants also wished to see specific improvements at each of the TVRPD parks. The top three improvements included: improved



*Community workshop event  
(September 13th, 2012)*

park amenities at Meadowbrook Park, improved swimming area and amenities at Brite Lake, and a new gym floor at West Park.

When asked what recreational activities and programs people most wanted to experience, there were a variety of responses ranging from Basketball to Computer Classes. Popular programs included:

- Basketball
- Soccer
- Swimming
- Fishing
- Cooking Classes
- Art/Craft Classes
- Dance Classes (boys too)
- Aviation/space/science camps
- Robotics clubs
- Performing Arts Programs
- Hiking
- Children's Programs
- Teen Programs
- Nature Center
- Golf

These responses were further prioritized by workshop participants. The final top two categories included: Walking/Hiking/Biking Trail Opportunities and Teen programs.

In order to fund future new development and improvements to existing facilities the participants stated that they would like to see the District use a greater variety of funding options. The participants highly supported the idea of the

District applying for public and private grants. They brought up the idea of creating a grant-writing team and were in support of hiring a grant specialist if necessary. Community fundraising, donor recognition programs, and large corporate donors were also popular options with participants. There was also some support expressed for putting a vote before the community for a modest increase to TVRPD assessments. There was little interest in increasing fees or adding surcharges to existing programs and rentals. In addition, there was some concern that existing programs might already be too expensive for some community members. Keeping costs down while searching for creative and voluntary sources of funding were more appealing options to participants.

## 5.8 ANALYSIS AND KEY FINDINGS OF THE PUBLIC OUTREACH

The previous section described the significant effort conducted over the past year to provide the public opportunity to make their ideas and comments known as to current and future needs for the District's park and recreation system. The variety of public outreach tools ensured a large cross section of residents, community leaders, elected and appointed officials were involved in the process.



*Above: Drawings from the Chili Cook-off outreach event in response to "What is Your Favorite Thing to See in the Park?"*

*Top: League Director of Officiating Logan Minschmidt and coach Richie Velasquez of Woodward West at the Inline Hockey Rink (theloopnewspaper.com).*

*Bottom: Brite Lake Pavilion.*



Several key topics were repeatedly mentioned throughout the outreach and have evolved as key themes including:

- Park Improvements
- New Park Facilities
- Special Facilities
- Recreation Programs
- Funding
- Maintenance
- Public Awareness and Communication
- Partnerships

### Park Improvements

Participating community members identified several parks for park improvements including Meadowbrook Park, Brite Lake, West Park, Dye Natatorium and the Inline Hockey Rink. Meadowbrook Park was noted as being in need of updated and expanded children’s play equipment, general park amenities, and turf rehabilitation. The Community would like to see a swimming pool added to the Brite Lake recreation area that could benefit both day use residents and longer stay visitors. The Community also said they would like to see the trails expanded within the Brite Lake Recreation Area. West Park was identified as needing a new gymnasium floor and air conditioning, as well as new field lighting and fields that could provide year-round play opportunities.

The Inline Hockey Rink is in general disrepair. It is in need of

a full refurbishment. Increased spectator seating was requested for Dye Natatorium, as well as better regulated water temperature.

### New Park Facilities

The majority of outreach participants acknowledged that new park and recreation facilities will be necessary in the future as the population continues to grow. Additional sports fields were frequently requested facilities, including year-round baseball, softball and soccer fields. Some believe Tehachapi is ideally positioned to host regional baseball and softball tournaments if it can succeed in building the new sports facilities or improving the ones it has that would be required for such an event. Another popular request was for hiking, biking, and walking trail facilities. Many respondents felt that the existing pool, though well-used, was not sufficient for the needs of the community. A new swimming pool facility was desired. A splash pad was also requested by several people. Lastly, though not necessarily a facility that would be owned/operated by TVRPD, many participants felt that a bowling alley would greatly benefit the community.

### Special Facilities

There were several facilities requested by outreach participants that fell into the category of ‘Special Facilities’. These included a Community Center, Teen Center, Performing Arts Center and Sports Complex. These facilities



could incorporate other desired amenities such as meeting space, event space and walking trails.

### Recreation Programs

Community events were the most frequently attended programs according to the telephone survey. The District should continue to offer and expand these types of programs. Participants identified several additional programs they would like to see offered and/or expanded upon by the District including: walking and hiking clubs, more arts/crafts, swim lessons, music, senior programs, personal development classes, cooking, baseball/softball, soccer, fishing, and dance.

### Funding

Respondents supported the District in seeking alternative funding sources such as public and private grants, donor recognition programs, large corporate donors, and events/activities to bring in revenue. When asked directly, many respondents were willing to pay a Household Tax in varying amounts. Though if given the choice, a User Fee seemed to be slightly more popular. Some respondents were leery about paying any increases at all, which is understandable given the current economic climate.

### Maintenance of Existing Facilities

According to the telephone survey, the majority of respondents were



*Spirit faces tree carvings at Brite Lake  
(lfeat55mph.blogspot.com)*

either 'very' or 'somewhat' satisfied with the maintenance of District facilities. However, most special groups agreed that maintenance was a continual challenge due to outdated and well-used equipment. They felt that the District was in need of improved maintenance practices, more knowledgeable staff, and perhaps the help of community volunteers.

### Public Awareness and Communication

Respondents felt public awareness of the District and its facilities was an important component of a successful recreation system. The District should work to create a stronger online presence, boost their outreach programs, and communicate with community volunteers to take

advantage of their assistance. Outreach participants agree that there is potential for Tehachapi to become a major tourist destination, and advertising its recreation opportunities is a major part of that. Adding more multi-use trails and open space to the recreation system would help to attract outdoor enthusiasts.

### Partnerships

Outreach participants agreed that maintaining and attracting community partnerships is important. There was strong community support for the District to continue to foster a good relationship with the Tehachapi Unified School District and the City of Tehachapi to coordinate facility use and development and to avoid duplicating services. Some community residents expressed a desire for the TVRPD to consider attracting Stallion Springs and Bear Valley back into the District, primarily to broaden the tax base and ensure that these areas are paying for TVRPD facilities they might be using.

Another idea respondents brought up was for the District to consider how a closer partnership with Benz Visco might create funding and expansion of the sports facilities. Some community residents expressed concern about the long term logistical, administrative support and continuity of the Tehachapi Mountain Festival. They further suggested the District



*Tehachapi Farmer's Market  
(tehachapinews.com).*

provide support and continuity if there was a need in the future. They also suggested the District might develop another high-profile community event to run for the benefit of the community and to attract visitors.

needs assessment

---

CHAPTER SIX





# needs assessment

## OVERVIEW

The following sections are included in this chapter:

- 6.1 Introduction and Methodology
- 6.2 Parks Standard and Level of Service
- 6.3 Comparison of Recreation & Park Districts
- 6.4 Parkland and Recreation Facilities Level of Service
- 6.5 Program Analysis and Weighted Evaluation
- 6.6 Financial Analysis
- 6.7 Staffing & Organizational Analysis
- 6.8 Summary Analysis
- 6.9 Community Challenges and Opportunities

## 6.1 INTRODUCTION AND METHODOLOGY

A needs assessment evaluates the extent to which a community's existing system of parks, recreation facilities and programs has the capacity to deliver the level of service desired by the community today and in the future the

population grows and changes over time. The preceding chapter described the wide variety of community outreach methods that were used to determine the community's current perception of the TVRPD recreation system and what they would like to see in the future. The findings painted a vivid picture of recreation interests and priorities as defined by residents throughout the community. However, while input from the community is a critical component of the needs analysis, it is not the only one.

As part of the process, it is also important to develop a more quantifiable picture of needs in the community. This can be achieved by applying park standards and facility comparisons with other communities that have similar demographics and with park agencies with similar operational characteristics. This provides an important benchmark against



*Above: Children at Ollie Mountain Skate Park.*

*Below: Annual Chili Cook-Off*

which to assess and measure the performance of a park and recreation system and the organization that operates it.

The information presented in this chapter provides a broader context for better understanding what may be required by TVRPD to meet the recreational needs of residents in the Greater Tehachapi Area by showing how well it does in comparison with other park districts. Whether the preceding outreach findings show TVRPD currently meeting local recreation needs or has identified gaps in that regard, this quantitative assessment provides the insight needed to understand the reasons underlying both these strengths and weaknesses. By taking into account both community input along with this comparative assessment, it will now be more possible to identify the steps needed to improve the capacity of the TVRPD park and recreation system to better meet the needs and interests of the Tehachapi community both today and in the future.

## 6.2 PARKS STANDARD AND LEVEL OF SERVICE

Providing a standard minimum ratio of parkland to the population expressed in terms of acres per 1,000 residents is a common way for agencies to assess the Level of Service (LOS) they are providing. This figure offers a means for comparison with other communities, and can be used to help project future parkland needs.

The District's goal is to provide a minimum of 3 acres per 1,000 residents of local parkland (mini, neighborhood and community parks easily accessible to residents), which is consistent with the Quimby Act under California State law that says 3 acres of local parkland per 1000 residents should be the minimum amount of local parkland a community provides residents.

The District provides a total of 117.73 acres of developed parkland, or 5.12 acres per 1,000 residents; however, most of this parkland is a regional park (Brite Lake Recreation Area), whose primary function is to serve tourists and resident day use for camping

Philip Marx Central Park



| Parkland Type         | Total Acres   | Current Ratio (Acres per 1,000 residents) |
|-----------------------|---------------|---|
| Mini Parks            | 0             | 0 Acres/1,000                             |
| Recreation Facilities | 2.05          | .09 Acres/1,000                           |
| Neighborhood Parks    | 0             | 0 Acres/1,000                             |
| Community Parks       | 25.68         | 1.12 Acres/1,000                          |
| <b>Total</b>          | <b>27.73*</b> | <b>1.21 Acres/1,000</b>                   |

\*Excludes 90 acres from the Brite Lake Recreation Area

Table 6.1. Total TVRPD local park acres per 1,000 residents (mini, recreation facilities, neighborhood, and community parks)

and fishing, not neighborhood or community park purposes. When planning for local recreation needs, the focus should be on parks and facilities that matter most to nearby residents. i.e. sports fields, children’s play areas, activity centers, pool facilities, etc. Table 6.1 lists TVRPD’s local parklands.

Table 6.1 shows there are only 27.73 acres of TVRPD locally-oriented parks and recreation facilities, or only 1.21 acres per 1,000 residents. This is 1.79 acres per 1,000 residents below the District’s adopted standard of 3 acres per 1,000 residents.

The impact of this deficit is off-set by the fact that the City of Tehachapi also provides 7.59 acres of local parkland and the fact that the privately owned Benz Youth Sports & Cultural Park provides 40 acres of sports fields and local park use area. In addition, there are five school sites that could provide fields and local recreation amenities (Golden Hills Elementary, Tompkins Elementary, Jacobsen Middle School, Monroe High School, and Tehachapi High School) to off-set the local parkland deficit in the District as shown in Table 6.2.

The 20 acre undeveloped Elijah Morris Memorial Sports Park also provides an opportunity to address the local parkland acres per 1,000 residents’ deficit.

When the overall local parkland and facilities are considered, which

| Local Parkland by Agency                                | Total Acres   | Ratio (Acres per 1,000 residents) |
|---|---------------|-----------------------------------|
| TVRPD Developed   | 27.73         | 1.21 Acres/1,000                  |
| TVRPD Undeveloped                                       | 20.00         | .87 Acres/1,000                   |
| City of Tehachapi                                       | 7.59          | .33 Acres/1,000                   |
| Benz Park (Private)                                     | 40.00         | 1.74 Acres/1,000                  |
| TUSD School Sites                                       | 41.00         | 1.8 Acres/1,000                   |
| <b>Potential Total Overall Local Parkland Available</b> | <b>136.32</b> | <b>5.98 Acres/1,000</b>           |

*\*School acreage is estimated from Goggle Earth and only includes their fields and play areas, we do not count buildings (even if they are gyms, theaters, pools, etc. as these are special facilities, not available parkland), nor do we count parking lots, internal hardscape, etc.*

*Table 6.2. Total local park acres per 1,000 residents when other service providers are included.*

are provided by the TVRPD, City of Tehachapi, Tehachapi Unified School District, Tehachapi-Cummings County Water District and privately owned recreation facilities; the overall ratio of parkland to 1,000 residents potentially exceeds the recommended 3 acres per 1,000 residents.

Consequently, meeting the TRVPD’s goal of 3 acres of local parkland per 1,000 residents can be accomplished by partnership with the City of Tehachapi, the TUSD, developing TVRPD’s undeveloped park property for neighborhood and community park purposes, and by working with the owners of the Benz Youth Sports & Cultural Park ensure their property stays available for local recreational and sports uses. Partnerships with other public agencies can be established through memorandums of understanding which will enable the agencies to work together when acquiring, designing and developing parkland, while also making it clear

that they are not taking on the risk or other liabilities associated with each other's park properties.

To insure that the TVRPD can continue to achieve its 3 acres per 1,000 resident's goal in the future and not totally rely on partnerships with other providers, it should also pursue opportunities to acquire and develop local parkland through developer dedication (Quimby requirements) as future development takes place, seeking land donations for local parkland, and pursuing grants to use to acquire local parkland and recreation facilities.

### 6.3 COMPARISON OF RECREATION & PARK DISTRICTS

To develop attainable goals and policy recommendations for determining the types and amount

of funding needed; the staffing and number of positions needed for delivering services, and the resources necessary for maintaining quality parks, it is important to look at Levels of Service (LOS) of the TVRPD compared to other recreation and park districts with similar demographics and operational structure. By looking at Districts who operate successful programs, maintain quality parks and are adequately funded and comparing their LOS to TVRPD, assessments can be made on the areas of concern so that recommendations can be included in the Master Plan to help TVRPD to also deliver quality services and well maintained parks.

The following Recreation & Park Districts were chosen as comparison agencies because they have recently completed their own park and recreation master plans, they have similar demographics and/or they operate neighborhood park and destination recreation sites similar to TVRPD. Recreation and Park Districts are special public agencies that have different characteristics than city or county park and recreation departments. Districts may encompass several cities and unincorporated areas within their service areas, thus serving several constituents, whereas city agencies only serve one incorporated constituent area. County recreation and park departments tend to provide mostly regional facilities and



*Philip Marx Central Park*



programs. Most recreation and park Districts partner with the local cities and counties within their jurisdictions to deliver services to avoid duplication. To get a reliable analysis of comparable LOS, it is best to use similar recreation and park Districts in the comparison studies, instead of City or County park and recreation agencies, even though City and County agencies provide the same types of services.

The numbers for population, budget, “Full Time Equivalent” and park acreage used in the comparison tables comes from each agency’s own documents including: master plan documents completed in the past few years, published FY 2011-2012 year end agency budget documents, 2011-2012 program activity reports, Board minutes, and published web information.

While the data shown is from 2011-2012 fiscal year (which is the most recent full fiscal year information available from each individual District) all of the data presented represents an approximate picture of each District’s operation as of June 30, 2012. It can be used to present an accurate picture of levels of service between the Districts at that point in time. Each of the Districts may change with the adoption of future budgets. The comparison Recreation and Park Districts are: Fair Oaks, Carmichael, Feather River, and Mission Oaks, as shown in Table 6.3.

These five districts, including TVRPD have been assessed in terms of the

| Agency   | Population    | Developed Park Acres | Number of Park Facilities |
|--|---------------|----------------------|---------------------------|
| <b>Tehachapi Valley Recreation &amp; Park District (TVRPD)</b> | <b>23,000</b> | <b>27.83</b>         | <b>9</b>                  |
| Fair Oaks Recreation & Park District (FORPD)                   | 29,000        | 122.22               | 8                         |
| Carmichael Recreation & Park District (CRPD)                   | 45,000        | 177.53               | 14                        |
| Feather River Recreation & Park District (FRRPD)               | 52,000        | 112.89               | 6                         |
| Mission Oaks Recreation & Park District (MORPD)                | 19,000        | 105.18               | 16                        |

Table 6.3. Comparison Recreation and Park Districts.

following four perspectives.

- Parkland and Recreation Facilities Level of Service.
- Recreation Programs.
- Financial Analysis.
- Staffing and Organizational Analysis.

#### **6.4 PARKLAND AND RECREATION FACILITIES LEVEL OF SERVICE**

##### **Total Combined Park Acreage Level of Service**

The National Recreation and Park Association’s (NRPA) recommended guideline for total combined developed park acreage (mini parks, recreation facilities, neighborhood parks, community and regional parkland) is five acres per each one thousand residents. The NRPA developed this guideline in the 1990’s and it is still used today as a benchmark for meeting community parkland needs. TVRPD meets the NRPA combined guideline with 5.12 acres per 1,000 residents (table 6.4)

| District | Population | Combined Local & Regional Parkland Acres | Combined Parkland Acres Per 1,000 Residents | NRPA Guidelines (5 acres per 1,000 residents) | Surplus or Deficit Compared to Guideline |
|----------|------------|--|---|---|--|
| TVRPD    | 23,000     | 117.73                                   | 5.12  | 5.0   | +0.12                                    |
| FORPD    | 29,000     | 122.22                                   | 4.23  | 5.0   | -0.77                                    |
| CRPD     | 45,000     | 177.53                                   | 3.42  | 5.0   | -1.58                                    |
| FRRPD    | 52,000     | 112.89                                   | 2.17  | 5.0   | -2.83                                    |
| MORPD    | 19,000     | 105.18                                   | 5.54  | 5.0   | +0.54                                    |

Table 6.4. Comparison ratios of total combined local and regional parkland per 1,000 residents.

| District | Population | Total Local Parkland Acres (Excludes Regional Parks) | Local Parkland Acres Per 1,000 Residents | Adopted Standard (3 acres per 1,000 residents) | Surplus or Deficit Compared to Adopted Standard |
|----------|------------|--|--|--|---|
| TVRPD    | 23,000     | 27.83  | 1.21                                     | 3  | -1.79   |
| FORPD    | 29,000     | 122.22   | 4.23                                     | 3  | +0.42   |
| CRPD     | 45,000     | 177.53   | 3.42                                     | 3  | -0.83   |
| FRRPD    | 52,000     | 112.89   | 2.17                                     | 3  | -0.83   |
| MORPD    | 19,000     | 105.18   | 5.54                                     | 3  | +2.54   |

Table 6.5. Comparison ratios of local parkland per 1,000 residents.

|                        | Current          | Goal          | Additional Acreage |
|------------------------|------------------|---------------|--------------------|
| Level of Service       | 1.21 Acres/1,000 | 3 Acres/1,000 | 1.79 Acres/1,000   |
| Local Parkland Acreage | 27.73 Acres      | 68.10 Acres   | 40.37 Acres        |

Table 6.6. Additional Local Parkland Required to Meet the Goal of 3 acres per 1,000 residents

### Total Local Park Acreage Level of Service

The District’s current standard for local parkland (mini parks, recreation facilities, neighborhood, and community parks) of 3 acres per 1,000 residents, which is tied to the State Quimby Act requirements and represents the basic minimum standard that jurisdictions should provide, is the recommended goal for

the District to try to attain. The District currently has only 1.21 acres per 1,000 residents (table 6.5) and would need an additional 40.37 acres of developed local parkland (mini parks, recreation facilities, neighborhood, and community parks) to meet the goal of 3 acres per 1,000 residents (as shown in table 6.6). It is important for the District to maintain the combined parkland NRPA guideline of 5 acres per 1,000 residents (which includes regional parks), but priority efforts for parkland acquisition should focus on ways to attain the local park standard of 3 acres per 1,000 residents. Chapter 7 addresses recommendations on how to accomplish this goal.

### Park Facilities and Amenities

To determine the adequacy of park and recreation facilities serving Tehachapi residents, it is important to compare TVRPD’s park amenities to the amenities provided by the comparison Districts, as well as national NRPA guidelines for park amenities based on population.

The park facilities and amenities chosen for comparison were identified as the most popular and desired park facilities and amenities identified through the community survey, user interviews and other master plan outreach tools. The number of facilities each District provides their residents is based upon several factors:

- If schools, colleges or other agencies provide facilities within their service areas.

- The demographic makeup of the community (i.e. median age of residents, income levels, etc.).
- Available commercial recreation opportunities.
- Presence of youth sports organizations.
- Special interest lifestyles within the community (i.e. equestrian communities, art communities, historic communities, etc).

The number of sports fields a District reports depends on the relationship with their local school district(s), as they often have joint use agreements in which the Districts have access to school fields.

Table 6.7 compares the park and recreation facilities TVRPD provides to those provided by the recreation and park Districts that were used in the Level of Service (LOS) comparisons. The facilities list contains recreation facilities that can be found in one or more of the comparison Districts and facilities not provided by TVRPD are matched against requests from the public outreach process to determine if a particular facility should be recommended in the Master Plan. These facility recommendations are presented in Chapter 7.

As Table 6.7 illustrates, TVRPD is lacking in some facilities, when compared to other agencies. The amenities where TVRPD showed a deficit included: a community center, an amphitheater, multi-purpose lighted sports fields, card/game room space, a splash pool and a community garden.

| Facilities                           | Greater Tehachapi Area*      | FORPD | CRPD | FRRPD | MORPD |
|--------------------------------------|------------------------------|-------|------|-------|-------|
| Mini Parks                           | Yes (City Owned)             | Yes   | Yes  | No    | Yes   |
| Neighborhood Parks                   | Yes (City Owned)             | Yes   | Yes  | Yes   | Yes   |
| Community Parks                      | Yes                          | Yes   | Yes  | Yes   | Yes   |
| Gymnasium                            | Yes                          | Yes   | Yes  | Yes   | No    |
| Activity Center                      | Yes                          | Yes   | Yes  | Yes   | No    |
| Senior Center                        | Yes (City Operated)          | Yes   | No   | No    | No    |
| Indoor Public Pool                   | Yes                          | No    | No   | No    | Yes   |
| Meeting Rooms                        | Yes                          | Yes   | Yes  | Yes   | Yes   |
| Tot Lots                             | Yes                          | Yes   | Yes  | Yes   | Yes   |
| Basketball Courts                    | Yes                          | Yes   | Yes  | Yes   | Yes   |
| Volleyball Courts                    | Yes                          | Yes   | Yes  | Yes   | Yes   |
| Tennis Courts                        | Yes (TUSD Owned)             | Yes   | Yes  | Yes   | Yes   |
| Picnic Shelters                      | Yes                          | Yes   | Yes  | Yes   | Yes   |
| Softball Fields                      | Yes                          | Yes   | Yes  | Yes   | No    |
| Lighted Softball Fields              | Yes                          | Yes   | Yes  | Yes   | No    |
| Baseball Fields                      | Yes                          | Yes   | Yes  | Yes   | Yes   |
| Lighted Baseball Fields              | Yes                          | Yes   | Yes  | Yes   | Yes   |
| Soccer Fields                        | Yes (Privately Owned & TUSD) | Yes   | Yes  | Yes   | Yes   |
| Football/Multipurpose                | Yes (Privately Owned & TUSD) | Yes   | No   | Yes   | Yes   |
| Lighted Soccer/Football/Multipurpose | Yes (Privately Owned & TUSD) | Yes   | No   | Yes   | Yes   |
| Dog Park                             | Yes                          | Yes   | Yes  | No    | No    |
| Skate Park                           | Yes                          | Yes   | Yes  | Yes   | No    |
| Exercise/Dance Studios               | Yes (Private)                | Yes   | Yes  | Yes   | Yes   |
| Arts & Crafts Studio                 | Yes (Private)                | Yes   | Yes  | No    | No    |
| Campgrounds                          | Yes                          | No    | No   | Yes   | No    |
| Fishing Lake                         | Yes                          | No    | No   | Yes   | No    |
| Hiking Trails                        | Yes (GHCSO)                  | Yes   | Yes  | Yes   | No    |
| Pre-School Facility                  | Yes                          | No    | Yes  | Yes   | Yes   |
| Event Grounds                        | Yes (City Owned)             | No    | No   | Yes   | No    |
| Performing Arts Theater              | Yes (City Owned)             | No    | Yes  | No    | No    |
| Golf Course                          | Yes (Privately Owned)        | No    | No   | No    | No    |
| Joint Use/Schools                    | Yes                          | Yes   | Yes  | No    | Yes   |
| Teen Center                          | No                           | No    | No   | No    | No    |
| Outdoor Public Pool                  | No                           | No    | No   | Yes   | No    |
| Amphitheater                         | No                           | Yes   | No   | Yes   | Yes   |
| Fitness Facility                     | No                           | No    | No   | No    | Yes   |
| Card/Game Rooms                      | No                           | Yes   | No   | No    | Yes   |
| Adventure Playground                 | No                           | Yes   | No   | No    | No    |
| Splash Pool                          | No                           | No    | Yes  | No    | Yes   |
| Disc Golf                            | No                           | No    | Yes  | No    | No    |
| Community Garden                     | No                           | Yes   | Yes  | No    | No    |
| Computer Lab                         | No                           | No    | No   | No    | Yes   |

\*TVRPD unless otherwise noted as being owned or operated by the City of Tehachapi, GHCSO, TUSD, or as privately owned.

Table 6.7. Comparison of recreation facilities and amenities.

TVRPD facilities were also assessed against NRPA facility guidelines by resident, as shown in Table 6.8. To provide a more complete assessment of what is currently available to Greater Tehachapi Area residents,

the number of facilities enumerated in the “Current Number of Facilities in the Tehachapi Area” column also includes school facilities and privately operated facilities. Showing the total number of facilities in the

| Type of Facility                  | NRPA Facility Std. Per 1,000 Residents | Facilities Needed Based on NRPA Standard | Facilities in Tehachapi Area | Tehachapi Area Facilities Surplus or Deficit |
|-----------------------------------|--|--|------------------------------|--|
| Dog Park                          | 1/25,000                               | 1  | 1                            | 0  |
| Multipurpose Community Center     | 1/25,000                               | 1  | 0                            | -1   |
| Activity Center/Clubhouse         | 1/10,000                               | 2  | 1                            | -1   |
| Gym                               | 1/25,000                               | 1  | 1                            | 0  |
| Indoor BB Courts                  | 1/10,000                               | 2  | 1                            | -1   |
| Indoor VB Courts                  | 1/10,000                               | 2  | 1                            | -1   |
| Community Meeting Room            | 1/5,000                                | 4  | 2                            | -2   |
| Total Lighted Sports Fields       | 1/5,000                                | 5  | 2                            | -3   |
| Adult Softball Fields             | 1/5,000                                | 4  | 3                            | -1   |
| Dedicated Little League Fields    | 1/4,000                                | 5  | 6                            | +1   |
| Youth Softball Fields             | 1/4,000                                | 6  | 11                           | +5   |
| Small Soccer Fields               | 1/8,000                                | 3  | 4                            | +1   |
| Medium Soccer Fields              | 1/8,000                                | 3  | 2                            | -1   |
| Large Soccer Fields               | 1/8,000                                | 3  | 5                            | +2   |
| Football Fields                   | 1/10,000                               | 2  | 3                            | +1   |
| Outdoor BB Courts                 | 1/2,500                                | 9  | 26*                          | +17  |
| Outdoor VB Courts (Sand or Grass) | 1/10,000                               | 2  | 1                            | -1   |
| Public Pool                       | 1/25,000                               | 1  | 1                            | 0  |
| Senior Center                     | 1/50,000                               | 1  | 1                            | 0  |
| Skateboard Park                   | 1/50,000                               | 1  | 1                            | 0  |
| Spray Pools                       | 1/25,000                               | 1  | 0                            | -1   |
| Tennis Courts                     | 1/5,000                                | 4  | 4                            | 0  |
| Amphitheater                      | 1/25,000                               | 1  | 0                            | -1   |
| Events Center                     | 1/25,000                               | 1  | 1                            | 0  |

Note: Includes recreation facilities throughout the Greater Tehachapi Area, including school facilities and privately operated facilities in addition to those provided by TVRPD.

\*Includes 25 school district courts.

Table 6.8 Comparison of recreation facilities and amenities per guidelines based on number of residents.

area is helpful in determining whether recreational needs can be met through joint use agreements, partnerships with other agencies, by other service providers, or if new facilities will need to be built.

As Table 6.8 illustrates, the Greater Tehachapi Area appears to have an ample supply of sports fields dedicated to youth team sports, especially Little League fields, youth softball, soccer and even to some extent football. However, there is a deficiency in the number of lighted sports fields given the size of the population. Other deficiencies, some of which correlate with the preceding comparison with other park districts, include the need for a multipurpose community center with meeting rooms, another activity center/clubhouse, an outdoor amphitheater, and a spray pool.

Table 6.9 compares the park and recreation programs TVRPD provides to its service area community with the park and recreation programs provided by other comparable Recreation & Park Districts that are used in the Level of Service (LOS) comparisons. The programs list contains only recreation activities that are operated directly or contracted by the comparison Districts. Some programs listed as a "NO" may be provided by other service providers within each District.

The programs not provided by TVRPD will be matched against the program requests from the public outreach process and checked to see

| Programs                  | TVRPD               | FORPD | CRPD | FRRPD | MORPD |
|---------------------------|---------------------|-------|------|-------|-------|
| <b>Special Events</b>     |                     |       |      |       |       |
| Easter/Chick Race         | Yes                 | Yes   | Yes  | No    | No    |
| Fishing Derby             | Yes                 | No    | No   | Yes   | No    |
| Cinco de Mayo             | Yes                 | No    | No   | Yes   | Yes   |
| Old Timers Picnic         | Yes                 | Yes   | Yes  | Yes   | No    |
| Breakfast with Santa      | Yes                 | Yes   | Yes  | No    | Yes   |
| Bun Run                   | Yes                 | No    | No   | No    | No    |
| Summer Fun Run            | Yes                 | No    | No   | No    | Yes   |
| Pumpkin Run               | Yes                 | No    | No   | No    | No    |
| Reindeer Run              | Yes                 | No    | No   | No    | Yes   |
| Founders Day Picnic       | Yes (Chamber Event) | Yes   | Yes  | No    | Yes   |
| Concerts in the Park      | No                  | Yes   | Yes  | No    | No    |
| Celtic Culture Day        | No                  | No    | Yes  | No    | No    |
| Holiday Tree Lighting     | No                  | No    | Yes  | No    | Yes   |
| Holiday Craft Fair        | No                  | Yes   | Yes  | No    | Yes   |
| Jazz Festival             | No                  | No    | Yes  | No    | No    |
| Annual Park Clean Up      | No                  | Yes   | Yes  | No    | No    |
| Fall & Spring Plant Sale  | No                  | Yes   | Yes  | No    | No    |
| Skate Park Party Day      | No                  | No    | Yes  | Yes   | No    |
| Flashback Cinemas         | No                  | Yes   | No   | No    | No    |
| Father Daughter Dance     | No                  | Yes   | No   | No    | No    |
| Trunk or Treat            | No                  | Yes   | No   | No    | Yes   |
| Seniors Health Fair       | No                  | Yes   | Yes  | No    | No    |
| <b>Pre-school/Toddler</b> |                     |       |      |       |       |
| Big Tots/Tiny Tots        | Yes                 | Yes   | Yes  | Yes   | Yes   |
| T-Ball                    | Yes                 | Yes   | No   | No    | No    |
| Soccer                    | Yes                 | Yes   | Yes  | Yes   | No    |
| Swim Programs             | Yes                 | No    | Yes  | Yes   | Yes   |
| Breakfast with Santa      | Yes                 | Yes   | Yes  | Yes   | No    |
| Santa's Letter            | No                  | Yes   | No   | No    | Yes   |
| Mommy & Me Crafts         | No                  | Yes   | No   | Yes   | Yes   |
| Little Hands Drawing      | No                  | Yes   | No   | No    | No    |
| Dance Discovey            | No                  | Yes   | No   | Yes   | No    |
| Birthday Party Art        | No                  | Yes   | No   | No    | No    |
| Fun with Clay             | No                  | Yes   | No   | No    | No    |
| Ballet/Tap                | No                  | No    | Yes  | Yes   | No    |
| Gymnastics                | No                  | No    | No   | Yes   | No    |
| Dr. Suess Reading Program | No                  | No    | Yes  | No    | No    |

Table 6.9. Comparison of parks and recreation programs.

if other service providers offer the programs in the Tehachapi area to determine if a particular program should be recommended for TVRPD in the Master Plan. The program recommendations will be presented in the upcoming “Recommendations and Implementation Strategies” section of the Master Plan.

Although TVRPD provides an array of programs for each age group, the preceding table does indicate that there are a variety of available programs that are not offered by TVRPD. At the same time, TVRPD does very well in the area of special events, which the public outreach tools indicated is very important to the community. However, the quantity of program offerings is less important than how well the available programs align with the needs and interests of the local population they are intended to serve, thus this list of programs should be used by the District to see if any additional programming opportunities could benefit TVRPD’s service area.

| Programs                   | TVRPD | FORPD | CRPD | FRRPD | MORPD |
|----------------------------|-------|-------|------|-------|-------|
| <b>Youth/Teen Programs</b> |       |       |      |       |       |
| Karate                     | Yes   | Yes   | No   | Yes   | Yes   |
| Volleyball                 | Yes   | Yes   | Yes  | Yes   | Yes   |
| Basketball                 | Yes   | Yes   | Yes  | Yes   | Yes   |
| T-Ball                     | Yes   | No    | No   | Yes   | No    |
| Swim Programs              | Yes   | No    | Yes  | Yes   | Yes   |
| Adventure Camp             | Yes   | No    | Yes  | Yes   | Yes   |
| Skate Park                 | Yes   | Yes   | Yes  | No    | No    |
| Lacrosse                   | No    | Yes   | No   | No    | No    |
| Middle School Sports       | No    | No    | Yes  | Yes   | Yes   |
| Tennis                     | No    | Yes   | Yes  | No    | Yes   |
| Holiday Camps              | No    | Yes   | Yes  | No    | Yes   |
| Dances                     | No    | No    | No   | No    | Yes   |
| Jazz Dance                 | No    | No    | No   | No    | Yes   |
| Folk Dance                 | No    | No    | No   | No    | Yes   |
| Ballet/Tap                 | No    | No    | No   | Yes   | No    |
| Hula for Kids              | No    | No    | Yes  | No    | No    |
| Baby Sitting Safety        | No    | Yes   | Yes  | No    | No    |
| Quilting                   | No    | Yes   | Yes  | No    | No    |
| Pottery & Art Classes      | No    | Yes   | Yes  | No    | No    |
| Kids Hangout After School  | No    | No    | Yes  | No    | No    |
| Soccer                     | No    | Yes   | Yes  | No    | No    |
| Children’s Theater         | No    | Yes   | Yes  | No    | No    |
| Disc Golf                  | No    | No    | Yes  | No    | No    |
| Sports Agility Classes     | No    | No    | Yes  | No    | No    |
| Sewing Classes             | No    | Yes   | No   | No    | No    |
| Youth Resume Workshop      | No    | Yes   | No   | No    | No    |
| Music Classes              | No    | Yes   | No   | No    | No    |
| Arts & Crafts              | No    | Yes   | Yes  | No    | No    |
| Fencing                    | No    | Yes   | No   | No    | No    |
| Youth Advisory Board       | No    | Yes   | No   | No    | No    |

Table 6.9. Comparison of parks and recreation programs (continued).

| Programs              | TVRPD | FORPD | CRPD | FRRPD | MORPD |
|-----------------------|-------|-------|------|-------|-------|
| <b>Adult Programs</b> |       |       |      |       |       |
| Softball              | Yes   | Yes   | Yes  | Yes   | No    |
| Basketball            | Yes   | Yes   | Yes  | Yes   | No    |
| Karate                | Yes   | Yes   | Yes  | Yes   | Yes   |
| Zumba                 | Yes   | Yes   | Yes  | Yes   | Yes   |
| Jazzercise            | Yes   | Yes   | Yes  | Yes   | Yes   |
| Volleyball            | Yes   | Yes   | Yes  | No    | No    |
| Swim Programs         | Yes   | No    | No   | Yes   | Yes   |
| Ballroom Dancing      | Yes   | Yes   | Yes  | No    | Yes   |
| Line Dancing          | No    | Yes   | Yes  | Yes   | Yes   |
| Country Two Step      | No    | Yes   | No   | Yes   | No    |
| Belly Dancing         | No    | Yes   | No   | No    | No    |
| Tap Dance             | No    | No    | Yes  | No    | Yes   |
| Beginning Golf        | No    | Yes   | No   | No    | No    |
| Arts & Crafts         | No    | Yes   | Yes  | No    | No    |
| Dog Obedience         | No    | Yes   | Yes  | Yes   | No    |
| Cooking Classes       | No    | Yes   | No   | No    | No    |
| Yoga                  | No    | Yes   | Yes  | Yes   | Yes   |
| Community Garden      | No    | No    | Yes  | No    | No    |
| First Aid Classes/CPR | No    | Yes   | Yes  | Yes   | No    |
| Quilting              | No    | No    | Yes  | No    | Yes   |
| Disc Golf             | No    | No    | Yes  | No    | No    |
| Sign Language         | No    | No    | Yes  | No    | No    |
| Adult Theater         | No    | Yes   | Yes  | No    | No    |
| Tennis                | No    | Yes   | Yes  | No    | Yes   |
| Hunter Safety         | No    | No    | No   | Yes   | No    |
| Adult Jogging Club    | No    | No    | No   | No    | Yes   |
| Bridge                | No    | No    | No   | No    | Yes   |
| Weight Management     | No    | No    | No   | No    | Yes   |
| Tai Chi               | No    | No    | No   | No    | Yes   |
| Computer Classes      | No    | No    | No   | No    | Yes   |
| Hiking Club           | No    | No    | No   | No    | Yes   |
| Trips & Tours         | No    | No    | No   | No    | Yes   |

Table 6.9. Comparison of parks and recreation programs (continued).



Top: Adventure Camp kids (TVRPD Facebook page)  
 Bottom: TVRPD Basketball Champions (3-4 division, TVRPD Facebook page)

| Programs                | TVRPD | FORPD | CRPD | FRRPD | MORPD |
|-------------------------|-------|-------|------|-------|-------|
| <b>Senior Programs</b>  |       |       |      |       |       |
| Water Aerobics          | Yes   | No    | No   | Yes   | Yes   |
| Jazzercise              | Yes   | No    | No   | Yes   | Yes   |
| Ballroom Dance          | Yes   | Yes   | No   | No    | Yes   |
| Swim Programs           | Yes   | No    | No   | Yes   | No    |
| Line Dance              | No    | Yes   | No   | Yes   | No    |
| Tap Dance               | No    | Yes   | No   | No    | Yes   |
| Bridge                  | No    | Yes   | Yes  | No    | Yes   |
| Yoga                    | No    | Yes   | Yes  | Yes   | Yes   |
| Computer Classes        | No    | No    | Yes  | No    | Yes   |
| Senior Dances           | No    | Yes   | Yes  | No    | Yes   |
| Health Fair             | No    | No    | Yes  | No    | Yes   |
| Hot Lunch Program       | No    | No    | Yes  | No    | Yes   |
| Counseling Services     | No    | Yes   | Yes  | Yes   | Yes   |
| Quilting                | No    | No    | Yes  | No    | Yes   |
| Arts & Crafts           | No    | Yes   | Yes  | No    | Yes   |
| Senior Fitness Exercise | No    | Yes   | Yes  | Yes   | No    |
| AARP Safe Driving       | No    | No    | Yes  | Yes   | No    |
| Pot Luck Lunches        | No    | Yes   | Yes  | No    | No    |
| Bingo                   | No    | Yes   | Yes  | No    | No    |
| Senior Softball         | No    | No    | Yes  | No    | No    |
| Seniors Walking Club    | No    | No    | Yes  | No    | No    |
| Community Garden        | No    | No    | Yes  | No    | No    |
| Community Theater       | No    | Yes   | Yes  | No    | No    |
| Sports Agility Classes  | No    | No    | Yes  | No    | No    |
| Sewing Classes          | No    | Yes   | No   | No    | No    |
| Youth Resume Workshop   | No    | Yes   | No   | No    | No    |
| Music Classes           | No    | Yes   | No   | No    | No    |
| Arts & Crafts           | No    | Yes   | Yes  | No    | No    |
| Fencing                 | No    | Yes   | No   | No    | No    |
| Youth Advisory Board    | No    | Yes   | No   | No    | No    |

Table 6.9. Comparison of parks and recreation programs (continued).



## 6.5 PROGRAM ANALYSIS AND WEIGHTED EVALUATION

Program evaluation scoring sheets were used to provide an analysis of the TVRPD programs according to the age groups served. The program analysis has been divided by:

- Pre-school/Toddler programs
- Youth/Teens
- Adults
- Seniors
- Community Events

Each of the scoring sheets includes the programs offered by the specific age groups and a detailed analysis of those programs. The analysis was based on four categories including: Demand, Location/Access, Quality and Costs.

Demand, weighted at 35%, takes into account if programs accommodate recreation activities that are in demand, comparison to what other districts offer, anticipation of future trends, and duplication of services.

Location/Access, weighted at 30%, takes into account the ease of access, whether recreation opportunities are created in areas with limited recreation facilities, if there is adequate space and site amenities for the intended activity, and the extent to which the programs are compatible with other programs.

Quality, weighted at 20%, takes into account participant satisfaction, program attendance, and if programs are inviting, comfortable and safe.

Costs, weighted at 15%, looks at impacts to TVRPD General Fund,

| Age Group Programs                | Total Category Score | Total Overall Score* |
|-----------------------------------|----------------------|----------------------|
| <b>Preschool/Toddler Programs</b> |                      | <b>14.1</b>          |
| Demand (35%)                      | 19                   |                      |
| Location/Access (30%)             | 12                   |                      |
| Quality (20%)                     | 11                   |                      |
| Costs (15%)                       | 13                   |                      |
| <b>Youth/Teen Programs</b>        |                      | <b>12.85</b>         |
| Demand                            | 15                   |                      |
| Location/Access                   | 12                   |                      |
| Quality                           | 11                   |                      |
| Costs                             | 12                   |                      |
| <b>Adult Programs</b>             |                      | <b>14.10</b>         |
| Demand                            | 16                   |                      |
| Location/Access                   | 14                   |                      |
| Quality                           | 11                   |                      |
| Costs                             | 14                   |                      |
| <b>Senior Programs</b>            |                      | <b>12.95</b>         |
| Demand                            | 14                   |                      |
| Location/Access                   | 14                   |                      |
| Quality                           | 11                   |                      |
| Costs                             | 11                   |                      |
| <b>Special Events</b>             |                      | <b>15.25</b>         |
| Demand                            | 23                   |                      |
| Location/Access                   | 12                   |                      |
| Quality                           | 9                    |                      |
| Costs                             | 12                   |                      |

\*Maximum Possible Score - 20

Table 6.10. Summary of the evaluation scoring sheets.

the cost to participants, creation of revenue, and if the program provides flexibility to accommodate changing needs.

Table 6.10 shows a summary of the total scores for each category and the total overall score for each age group.

The detailed scoring sheets can be found in the Appendix of this

document. The scoring sheets include a goal, performance measure, and measurement scale to determine the scoring for each program age category. A discussion of how the programs were measured is also included in the last column. The maximum number of points a program age category can receive is 20.

### Evaluation Results

The weighted evaluation scores

correspond to ‘grades’, with an A+ representing the highest scores and a D representing the lowest. This scale helps to more easily distinguish the successes and shortcomings of any given program category. Detailed descriptions for each grade are given in figure 6.11.

Based on the standardized evaluation, table 6.12 shows the grades earned by TVRPD programs. Overall the ratings are very good and reflect the community’s expressed

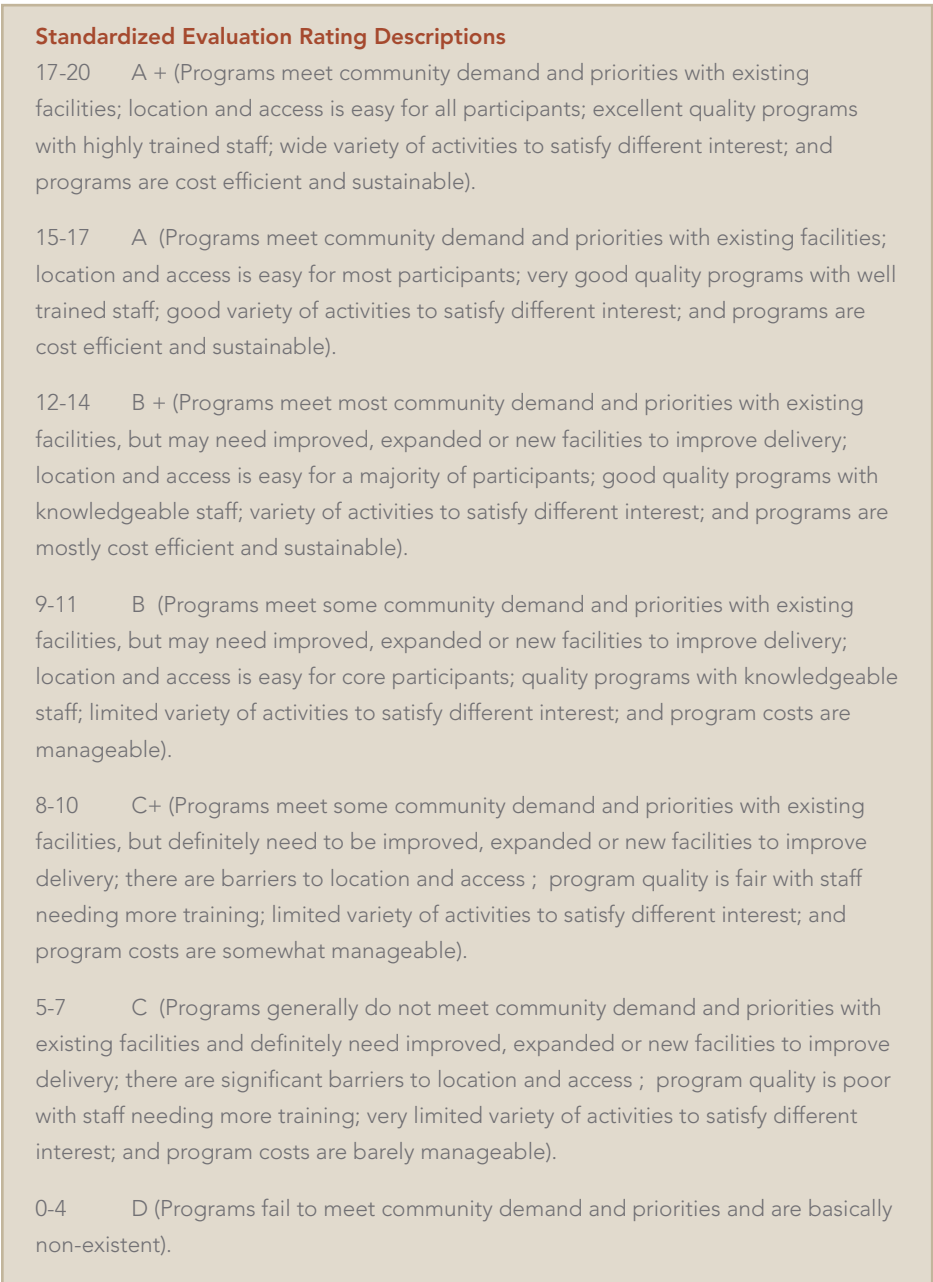


Figure 6.11. Grade descriptions for standardized evaluation scores.

| Age Group Programs         | Standardized Evaluation Rating Grade |
|----------------------------|--------------------------------------|
| Preschool/Toddler Programs | 14.40 = B+                           |
| Youth/Teen Programs        | 12.85 = B+                           |
| Adult Programs             | 14.10 = B+                           |
| Senior Programs            | 12.95 = B+                           |
| Special Events             | 15.25 = A                            |

Table 6.12. Summary of the evaluation scores and corresponding grades.

opinion of TVRPD programs. For the TVRPD to increase the rating value of its programs it will mean meeting community demand as expressed in the community outreach process, reviewing what programs other Districts offer to see if there are additional programs that may suit Tehachapi, and pursuing recommended facility improvements in the Master Plan to accommodate expanding and adding programs to meet future trends and demand.

### Summary of Programs Analysis

The outreach results in combination with the preceding analysis indicate a need to develop more organized walking and hiking programs, especially for adults and seniors, as well as a need to improve program offerings for Youth/Teens and Seniors in order to maintain the relatively good ratings those programs are now receiving. More extensive recommended actions for meeting both current and future program needs will be addressed in the upcoming implementation portion of the Master Plan.

When developing future programs, it is important to recognize that TVRPD has many partnerships with other organizations in the Tehachapi community that use TVRPD facilities to operate other programs and services. These include Valley Caregiver Resource Center-Respite Program; The Salvation Army's Senior Sack Program and Commodities program for low income families; The California Highway Patrol Start Smart driving safety program for teen drivers; Boy



*Above: Youth Basketball Camp at the West Park Activity Center*

Scouts of America; Girl Scouts of America; Kern County Probation Department; City of Tehachapi Police Department K-9 training; Knights of Columbus; American Legion; Leukemia and Lymphoma Society; AARP; Tehachapi Unified School District; and, the Greater Tehachapi Area Chamber of Commerce. When developing and implementing the Master Plan, ongoing coordination and communication with these partners will insure that duplication of services is avoided and program resources available to the community are maximized.

## 6.6 FINANCIAL ANALYSIS

### Funding & Spending Comparison

The following tables show how TVRPD compares with the selected other Districts in terms of revenue received per resident, tax assessment as a percentage of total budget, other revenue as a percentage of total budget, and how the funding sources of TVRPD compare to the funding sources for other Districts. The comparison of funding sources will help formulate the funding policies and strategies in the Master Plan.

The District’s total budget divided by the number of residents in the District is used to figure the revenue received per resident. This method provides a consistent comparison of revenue received per resident in each District to provide programs and facilities to their respective communities. Table 6.13 shows that in FY 2011-2012 TVRPD received significantly less revenue per resident than the comparable Districts, which indicates a lack of financial resources to provide the level of service the other Districts provide.

The basic funding source for each District is their property tax assessment. Table 6.14 shows the difference in the amount of 2011-2012 property tax revenue, as a percentage of total budgets, each District was funding its operations. The recommended goal is to have to rely on property tax revenue for no more than 50% of the District’s

| District     | Adjusted Service Area Population Rounded to the Nearest Thousand (2010 Census) | Total Adopted Budget | Revenue Per Resident |
|--------------|--|----------------------|----------------------|
| <b>TVRPD</b> | <b>23,000</b>  | <b>\$858,522</b>     | <b>\$37.32</b>       |
| FORPD        | 29,000   | \$1,925,604          | \$66.40              |
| CRPD         | 45,000   | \$4,129,000          | \$91.75              |
| FRRPD        | 52,000   | \$3,674,168          | \$70.66              |
| MORPD        | 19,000   | \$3,664,732          | \$192.88             |

Table 6.13. Revenue received per resident.

| District     | 2011-2012 Adopted Budget | 2011-2012 Average Annual Tax Assessment | Tax Assessment as a Percentage of Total Budget |
|--------------|--------------------------|---|--|
| <b>TVRPD</b> | <b>\$858,522</b>         | <b>\$618,135</b>                        | <b>72%</b>                                     |
| FORPD        | \$1,925,604              | \$1,125,000                             | 58%  |
| CRPD         | \$4,129,000              | \$1,447,479                             | 35%  |
| FRRPD        | \$4,125,962              | \$1,343,684                             | 33%  |
| MORPD        | \$3,664,732              | \$1,685,777                             | 45%  |

Table 6.14. Comparison of tax assessments as a percentage of total budget.

total budget. The remaining 50% of a District’s budget should come from “other revenue sources”. TVRPD has to use significantly more of its property tax assessment for operations than the other Districts, which indicates a need to pursue other revenue sources.

In addition to property tax assessment funding, Districts generate revenue from other sources, such as, class fees, rental charges, grants, impact fees, property leases, naming rights, donations, and fund raising activities. Table 6.15 shows the percentage of “other revenue” to the total budget of each District. This indicates how well each District does in generating “other revenue”, above their tax assessment revenue, as part

of its total budget, the goal of which is to generate 50% of budget from “other revenue” sources. Only two of the Districts meet or exceed the 50% goal, but even those Districts below the 50% goal still generate at least double what TVRPD generates in “other revenue”. This indicates a significant need for TVRPD to develop additional revenue sources to increase from 18% to closer to the recommended 50% of “other revenue” as part of its total budget.

### Comparison of Funding Sources

Table 6.16 depicts the types of funding sources each of the selected comparison Districts use to generate revenue to pay for the services, programs and facilities they provide to their communities. A review of various funding options used by other Districts, that the TVRPD is not using, may provide some options the TVRPD might want to pursue to maintain a quality level of service comparable to the other Districts.

The funding comparisons, along with the community outreach results, will be used to develop financial strategies and funding recommendations for TVRPD and will be presented in Chapter 7.

| District | 2011-2012 Adopted Budget | 2011-2012 Other Revenue | Other Revenue as a Percentage of Budget |
|----------|--------------------------|-------------------------|---|
| TVRPD    | \$858,522                | \$152,600               | 18%                                     |
| FORPD    | \$1,925,604              | \$800,604               | 42%                                     |
| CRPD     | \$4,129,000              | \$2,681,521             | 35%                                     |
| FRRPD    | \$4,125,962              | \$2,782,278             | 67%                                     |
| MORPD    | \$3,664,732              | \$1,978,955             | 54%                                     |

Table 6.15. Comparison of other revenue sources as a percentage of total budget.

| Funding Sources                    | TVRPD | FORPD | CRPD | FRRPD | MORPD |
|------------------------------------|-------|-------|------|-------|-------|
| Property Tax                       | Yes   | Yes   | Yes  | Yes   | Yes   |
| Additional Property Tax Assessment | No    | Yes   | Yes  | Yes   | No    |
| Maintenance Assessment District    | No    | Yes   | Yes  | Yes   | Yes   |
| Facility Rental Fees               | Yes   | Yes   | Yes  | Yes   | Yes   |
| Program Fees                       | Yes   | Yes   | Yes  | Yes   | Yes   |
| Lease of Property                  | Yes   | Yes   | Yes  | Yes   | No    |
| Advertising                        | No    | Yes   | Yes  | Yes   | No    |
| Naming Rights                      | No    |       | No   | No    | No    |
| Donations                          | Yes   | Yes   | Yes  | Yes   | Yes   |
| Foundation Fund Raising            | No    | Yes   | Yes  | Yes   | Yes   |
| Volunteers                         | Yes   | Yes   | Yes  | Yes   | Yes   |
| Public Grants                      | Yes   | Yes   | Yes  | Yes   | No    |
| Private Grants                     | Yes   | Yes   | Yes  | Yes   | No    |
| Sponsors                           | Yes   | Yes   | Yes  | Yes   | Yes   |
| Non Resident Fees                  | Yes   | No    | Yes  | No    | Yes   |
| Quimby Fees                        | Yes   | Yes   | Yes  | Yes   | Yes   |
| DIF (Development Impact Fees)      | Yes   | Yes   | Yes  | Yes   | Yes   |
| Park Bonds                         | No    | No    | Yes  | Yes   | Yes   |
| Revenue Bonds                      | No    | No    | Yes  | No    | No    |
| Joint Powers Agreement             | No    | Yes   | Yes  | No    | Yes   |
| CDGB Block Grant                   | No    | No    | Yes  | Yes   | No    |
| County Support                     | No    | No    | Yes  | No    | No    |
| Transit Occupancy Tax Increment    | No    | No    | Yes  | No    | No    |

Table 6.16. Types of funding sources.

## 6.7 STAFFING AND ORGANIZATIONAL ANALYSIS

### Staffing and Position Responsibility Comparison

The amount of staff resources and types of positions is a good indicator of a District's ability to deliver services to its population. All of the comparison Districts operate with full time positions, permanent part time positions, and seasonal part time positions. Contract instructors, volunteer coaches, referees, and other specialty positions are all counted as part time positions in each District's data for Full Time Equivalent (FTE) comparison purposes.

A point in time was chosen (September 2012) to determine each comparison District's FTE in order to gain a "snapshot" of how TVRPD compares. Obviously, organizations are constantly evolving and changing and the total FTE today may be different than September 2012 and neither the District nor the consultants have the resources to continually update these numbers throughout the master planning process. However, the "snapshot" comparison allows us to look at staffing levels to see if there are staffing issues to address in the "Recommendations and Implementation Strategies" section of the Master Plan. If staffing changes have taken place since the "snapshot" comparison, then those changes can be evaluated against the recommendations in the

final Master Plan and be adjusted accordingly.

The method used to determine each District's FTE was the same, which was as follows:

#### Full Time Equivalents (FTE):

(Calculation per the TVRPD Organization Chart dated 9-13-12)

- Full Time = FT 2,080 hours
- Permanent Part Time = PPT 1,040 hours
- Part Time = PT 520 hours

Note: PPT and PT may work more or less than the stated hours, but for comparison purposes all PPT and PT positions in all Districts are compared using the stated hours.

| TVRPD # of Positions | Title                  | Status | Hours  |
|----------------------|------------------------|--------|--------|
| 1                    | District Manager       | FT     | 2,080  |
| 1                    | Reception              | FT     | 2,080  |
| 1                    | Facilities Supervisor  | PPT    | 1,040  |
| 1                    | Volunteer Lake Host    | FT     | 2,080  |
| 2                    | Groundsmen             | FT     | 4,160  |
| 2                    | Groundskeeper          | PPT    | 2,080  |
| 1                    | Weekend Groundskeeper  | PT     | 520    |
| 1                    | Custodial              | PPT    | 1,040  |
| 1                    | Spec Proj/Gym Svc      | PPT    | 1,040  |
| 1                    | Recreation Coordinator | PPT    | 1,040  |
| 1                    | Pool Manager           | PPT    | 1,040  |
| 12                   | Lifeguards             | PT     | 6,240  |
| 2                    | Adv Camp Coord         | PT     | 1,040  |
| 10                   | Adv Camp Rec Leaders   | PT     | 5,200  |
| 10                   | Sports Referees        | PT     | 5,200  |
| 30                   | Volunteer Coaches      | PT     | 15,600 |
| 10                   | Class Instructors      | PPT    | 10,400 |
| 4                    | Seasonal Instructors   | PT     | 2,080  |

**Total Hours = 63,960 Divided by 2,080 = 30.75 FTE**

Figure 6.17. TVRPD FTE's as of September 2012.

The Volunteer Lake Host collects entry money and supervises the camping operations. It is shown as full time for comparison purposes because this position performs a function for TVRPD, but it is not a full time paid position.

The majority of a Districts budget is spent on personnel costs. Table 6.18 shows the percentage of total budget personnel costs are for each comparison District. TVRPD spends almost exactly what all of the other Districts spend on personnel costs as a percentage of their total budget. This indicates that TVRPD is managing its personnel budget resources as well as the comparison Districts.

The Districts ability to administer and manage programs effectively is a direct result of having the right number of administrators and managers. Too many managers and the organization is top heavy and cannot deliver effective services, too little managers and the organization lacks direction and supervision resulting in poorly operated programs and unaccountability. Table 6.19 compares the number of full time administrator/manager positions to the number of park facilities to be managed and to the number of full time equivalent positions to supervise in each District. While every organization will have a different need for span of control, the generally accepted best practices for the level of service for administration/management in government park and recreation agencies is a management to FTE ratio in the range of 1:15 to 1:20. TVRPD's

| District     | 2011-2012 Annual Budget | 2011-2012 Personnel Cost | Percentage of Budget for Personnel |
|--------------|-------------------------|--------------------------|------------------------------------|
| <b>TVRPD</b> | <b>\$858,522</b>        | <b>\$492,399</b>         | <b>57%</b>                         |
| FORPD        | \$1,925,604             | \$1,081,525              | 56%                                |
| CRPD         | \$4,129,000             | \$2,321,460              | 56%                                |
| FRRPD        | \$4,125,962             | \$2,353,022              | 57%                                |
| MORPD        | \$3,664,732             | \$2,162,191              | 59%                                |

Table 6.18. Comparison of personnel costs as a percentage of total budget.

| District     | Full Time Management Positions | Full Time Equivalent (FT, PPT, PT) | Number of Park Facilities | Management Ratio to FTE/# of Facilities |
|--------------|--------------------------------|------------------------------------|---------------------------|---|
| <b>TVRPD</b> | <b>1</b>                       | <b>30.75</b>                       | <b>9</b>                  | <b>1:30 / 1:9.0</b>                     |
| FORPD        | 4                              | 66.50                              | 9                         | 1:17 / 1:2.2                            |
| CRPD         | 6                              | 98.25                              | 14                        | 1:16 / 1:2.3                            |
| FRRPD        | 6                              | 177.5                              | 14                        | 1:29 / 1:2.3                            |
| MORPD        | 5                              | 30.75                              | 9                         | 1:30 / 1:9.0                            |

Table 6.19. Comparison ratio of administration/management positions.

ratio is 1:30 FTE, which is higher than the desired goal, but the same as two of the other Districts.

A best practice for management ratio to number of facilities is an LOS range of 1:2 to 1:4. TVRPD's ratio of management to park facilities is significantly higher than all of the other Districts at 1:9.

These two indicators suggest a need for another management position for TVRPD.

Looking at the staff FTE per resident is a good indicator of how the TVRPD compares to the other selected Districts in terms of the TVRPD's ability to deliver a comparable level of service. MIG best practices level of service for public park and recreation

agencies, that manage both recreation and park maintenance, is a resident to staff ratio of no more than 1:500. All of the Districts are below the 1:500 ratio, except the TVRPD, which has considerably less staff per resident to deliver services than the other Districts. Finding the resources to increase the number of staff should be a priority if the TVRPD is going to maintain a quality level of service comparable to other Districts.

**Spending per Acre for Park Maintenance**

The amount a District is able to spend on park maintenance is directly related to the quality of maintenance in the park system. Since budgeted expenditures for park maintenance apply to all the parks in the TVRPD system, including the Brite Lake Recreation Area, the total park acreage of 117.73 acres is the basis for this comparative analysis. In contrast, the level of service analysis excluded the 90-acre facility in order to determine how well TVRPD performs in its delivery of locally oriented parks and recreation facilities (a total of 27.73 acres). The purpose of the park maintenance analysis is very different and must address the reality that budgeted park expenditures apply to the entire park system and not just its neighborhood and community parks.

Table 6.21 compares the amount each District spent in 2012 on a per-acre basis to maintain their park system (including labor and

| District     | Population    | Full Time Equivalent (FT, PPT, PT) | Resident to Staff Ratio |
|--------------|---------------|------------------------------------|-------------------------|
| <b>TVRPD</b> | <b>23,000</b> | <b>30.75</b>                       | <b>1:748</b>            |
| FORPD        | 29,000        | 66.50                              | 1:436                   |
| CRPD         | 45,000        | 98.25                              | 1:458                   |
| FRRPD        | 52,000        | 177.5                              | 1:293                   |
| MORPD        | 19,000        | 154.5                              | 1:123                   |

Table 6.20. Comparison of resident to staff ratio.

| District     | 2012 Park Maintenance Budget | Total Developed Park Acreage | 2012 Park Maintenance Spending Per Acre | Comparison Average | Difference from Average |
|--------------|------------------------------|------------------------------|---|--------------------|-------------------------|
| <b>TVRPD</b> | <b>\$552,827</b>             | <b>117.73</b>                | <b>\$4,691</b>                          | <b>\$14,806</b>    | <b>-\$10,115</b>        |
| FORPD        | \$1,953,139                  | 122.22                       | \$15,980                                | \$14,806           | +\$1,174                |
| CRPD         | \$2,900,840                  | 177.53                       | \$16,340                                | \$14,806           | +\$1,534                |
| FRRPD        | \$2,608,962                  | 112.89                       | \$23,110                                | \$14,806           | +\$8,304                |
| MORPD        | \$1,649,500                  | 105.18                       | \$15,682                                | \$14,806           | +\$876                  |

Table 6.21. Comparison of per acre expenditure for park maintenance.

maintenance expenses). The average per-acre spending for all five Districts was \$14,806 per acre. The table below shows TVRPD spent significantly less per acre for park maintenance than other Districts, which illustrates the lack of financial resources TVRPD has for park maintenance. The “Recommendations and Implementation Strategies” section of the master plan will provide TVRPD with recommendations to address increasing its funding for park maintenance.

Another indicator of level of service of park maintenance is the number of park maintenance personnel each District has to maintain its park system. The number of maintenance personnel is not the only indicator of a Districts ability to maintain quality



parks, other things that determine a District's ability to maintain its park system include the age of the park system, amount of equipment available to maintain parks, weather, amount of vandalism, if there is overuse, and a District's ability to recruit volunteers to do park clean up.

However, the basic level of service for the park system is determined by how much each park maintenance person has to maintain in the system. The following table compares the amount of park acreage each District's park maintenance FTE has to maintain, the average for all Districts, and the difference from the average for each District.

The park maintenance FTE for each District was calculated using the same method the total FTE for each District was calculated as of September 2012. This provides a consistent comparison between Districts at that point in time. The park maintenance FTE represents each District's budgeted organization chart. Some District's may have an open position due to retirement, job change, etc. and some District's have plans to add additional maintenance positions in the future.

TVRPD Full Time Equivalents (FTE)

Calculation for Park Maintenance:

- Full Time = FT 2,080 hours
- Permanent Part Time = PPT 1,040 hours
- Part Time = PT 520 hours

Note: PPT and PT may work more or less than the stated hours, but for comparison purposes all PPT and PT positions are compared using the stated hours.

| TVRPD # of Positions | Title                 | Status | Hours |
|----------------------|-----------------------|--------|-------|
| 1                    | Maintenance Foreman   | FT     | 2,080 |
| 1                    | Volunteer Lake Host   | FT     | 2,080 |
| 2                    | Groundsmen            | FT     | 4,160 |
| 2                    | Groundskeeper         | PPT    | 2,080 |
| 1                    | Weekend Groundskeeper | PT     | 520   |
| 1                    | Custodial             | PPT    | 1,040 |
| 1                    | Spec Projects/Gym Svc | PPT    | 1,040 |

**Total FTE Hours for Park Maintenance = 13,000 divided by 2,080 = 6.25 FTE**

Figure 6.22. Total FTE Hours for park maintenance.



TVRPD groundskeepers at Brite Lake

| District | Total FTE for Park Maintenance | Total Developed Park Acreage | # of Acres to Maintain per FTE | Comparison Average # Acres Per FTE | Difference from Average |
|----------|--------------------------------|------------------------------|--------------------------------|------------------------------------|-------------------------|
| TVRPD    | 6.25                           | 117.83                       | 18.85                          | 15.50                              | 3.35 Acres More         |
| FORPD    | 9                              | 122.22                       | 13.58                          | 15.50                              | 1.92 Acres Less         |
| CRPD     | 10.25                          | 177.53                       | 17.32                          | 15.50                              | 1.82 Acres More         |
| FRRPD    | 12.5                           | 112.89                       | 9.03                           | 15.50                              | 6.47 Acres Less         |
| MORPD    | 9.5                            | 105.18                       | 11.07                          | 15.50                              | 4.43 Acres Less         |

Table 6.23. Comparison of park maintenance acres per maintenance FTE.

The District comparisons (table 6.23) show the average acres of parkland each park maintenance FTE has to maintain is fifteen and a half acres. Each FTE in TVRPD has to maintain over eighteen acres, which is over three acres more than the average. The extra acreage each TVRPD maintenance person has to maintain equates to a lower level of service than other Districts provide. Finding resources to lower the amount of acreage each TVRPD FTE has to maintain will increase the overall maintenance of the TVRPD park system and provide a level of service more comparable to other Districts.

### 6.8 SUMMARY ANALYSIS

- TVRPD has a total developed parkland ratio of 5.12, which exceeds their goal of 3 acres per 1,000 residents and is slightly greater than the National Recreation and Parks Association (NRPA) standard ratio of 5 acres per 1,000 residents. By itself, this overstates the extent to which TVRPD is serving the local population, as this ratio is largely

the result of single regional park facility that skews the numbers of actual local park acreage that can be used by residents for neighborhood and community recreational purposes.

- At 0.9 acres per 1,000 residents, TVRPD falls below the average ratio of the comparison Districts (1.39) as well as the NRPA parkland standard ratio (2.0) for combined Mini Parks, Recreation Facilities and Neighborhood Parks. TVRPD is also significantly deficit in comparison to the other Districts and the NRPA recommended standard for community parkland. For these reasons, the Park Master Plan will provide strategies for TVRPD to pursue to increase neighborhood and community park acquisition and development.
- A standardized evaluation of TVRPD recreational programs, taking into account factors such as demand, access, quality and cost, determined that existing programs are meeting most community demand and priorities but that there are opportunities

for improvement. This will mean meeting community demand as expressed in the community outreach process and pursuing recommended facility improvements in the Master Plan to accommodate expanded and new programs.

- The TVRPD receives significantly less revenue per resident than the other comparable Districts, which indicates a lack of financial resources to provide the level of service other Districts provide.
- TVRPD has to use significantly more of its property tax assessment for operations than other Districts, indicating a need for other revenue sources.
- TVRPD generates less “other revenue” (non property tax revenue) than other Districts, indicating a considerable need for TVRPD to develop additional revenue sources to increase from 18% of total budget in “other revenue” sources to the recommended 50% of total budget for “other revenue” sources.
- A review of the various funding options used by other Districts, along with the suggestions from the public outreach tools, provides options for future funding strategies for TVRPD to pursue generating revenue to deliver a level of service comparable to other Districts.
- TVRPD spends almost exactly what other Districts spend on personnel costs as a percentage of its total budget. This indicates that TVRPD is managing its personnel budget resources in an efficient manner.
- TVRPD’s ratio of management to total FTE and management to total park facilities is significantly higher than other Districts and the recommended supervision standard. Together, these two indicators suggest a need for another management position.
- TVRPD has considerably less staff per resident to deliver services than other Districts. Finding the resources to increase the number of staff should be a priority if TVRPD is going to maintain a quality level of service close to the other Districts.
- Each TVRPD maintenance person has to maintain approximately three acres more than the average other District maintenance personnel have to maintain, which equates to a lower level of service. Finding resources to lower the amount of acreage each TVRPD FTE has to maintain will increase the overall maintenance of the park system and provide a level of service more comparable to other Districts.
- TVRPD spends significantly less per acre for park maintenance than the comparison Districts, which indicates the lack of financial resources for park maintenance. The Master Plan will address strategies for increasing funding for park maintenance.

## 6.9 COMMUNITY CHALLENGES AND OPPORTUNITIES

At this time, a number of key challenges and opportunities are confronting the TVRPD as it considers how best to serve the recreation needs of residents in the Greater Tehachapi Area. These issues were identified through the public outreach and needs analysis process as documented in both the Existing Conditions and Needs Assessment sections of the Master Plan. These issues are important factors that the TVRPD, along with its partner agencies and other key stakeholders, will need to address to successfully move forward with the development of a newly, reinvigorated parks and recreation system.

The specific challenges and opportunities that will affect TVRPD's ability to implement the recommendations in the Master Plan are as follows:

### Funding Constraints

The financial strength of TVRPD has been increasingly fragile over the past several years, a condition that was exacerbated by the loss of revenue from Bear Valley and Stallion Springs. Today, TVRPD receives significantly less revenue per resident than other comparable Districts, confirming a need for additional financial resources to provide the level of service required to adequately satisfy recreation needs in the community it serves. The most visible sign of this problem has

been shortfalls in park maintenance, but these financial difficulties have also limited programming and the development of new parks and facilities. TVRPD staff has worked hard to maximize what they could provide within the constraints of a reduced funding base, but to move forward and effectively meet future recreation needs this key challenge must be resolved.

### Park Deficits

Although TVRPD provides a total of 117.73 acres of developed parkland, or 5.12 acres per 1,000 residents; most of this acreage is in an outlying regional park, whose primary function is serving tourists and resident day use for camping and fishing, and not primarily local community recreation needs. In fact, there are only 27.73 acres of TVRPD locally-oriented parks and recreation facilities, resulting in a level of service of only 1.21 acres per 1,000 residents. This is far below the basic minimum standard of 3 acres per 1,000, and the NRPA recommended standard of 5 acres per 1,000. The impact of this deficit is offset to some extent by local parklands provided by the City of Tehachapi, and the private sports fields of the Benz Youth Sports & Cultural Park. In addition, this deficit could be further diminished by opening access to sports fields and recreation amenities of the TUSD. Still, the need to develop additional neighborhood and community parkland remains a priority.

### Capacity of Existing Parks

Given the shortage of neighborhood and community parks that can offer the types of facilities that matter most to nearby residents; ones with sports fields, children's play areas, pool facilities, trails and walking paths and the like; the facilities that do exist are heavily used and insufficient to meet demand from the local community. Wear and tear on existing facilities is severe; as is competition for practice space among the many youth and adult sports teams active in the community. Although Tehachapi has the potential to host regional baseball and softball tournaments during the summer season, many are concerned that it does not yet have sufficient sports facilities in place to do so. The shortage of local parkland is also aggravated by the design of current parks leading to the inefficient use of those existing park spaces.

### Organizational Capability

In past years, TVRPD staff was stretched thin in an effort to respond to all the demands placed on them during a period when resources available to them were in decline. Despite having to work with diminished financial resources, many believe that TVRPD staff have done a remarkable job overall. Still, this situation constrained staff ability to fully manage the park system, especially maintenance of existing facilities. Not surprisingly, the maintenance staff per acreage ratio and maintenance costs per acre ratio is below standard, as is the staff per resident ratio.

### Stronger Partnerships

Many observed that there has been some duplication among local public agencies and other organizations, which is wasteful and inefficient in a time of diminished public resources. There are several organizations operating in the recreational arena (TVRPD, TUSD, private sports, clubs, etc.); a very positive development; but not if they are operating largely independently of each other. It would be better if these groups could work together more effectively to pool resources where it makes sense, coordinate schedules and share facilities. There is also the recognition that TVRPD is not and should not become the sole recreation provider in the Greater Tehachapi Area. The challenge is establishing a broad agreement among public agencies and other key stakeholders on what direction to take the overall park and recreation system and what role each should play within it.

### Broaden Program Offerings

The current set of recreation programs are seen as successful and popular with the members of the community they are designed to serve, especially younger children and their families. At the same time there is a desire to see a broader array of recreation programs designed to serve other segments of the community, especially adolescents and seniors.

Adolescents who are not into team sports or whose parents cannot afford



*The Tehachapi Unified School District;  
a potential partnership for the TVRPD*



*Annual Egg Hunt at West Park*

to pay the required fees find the community has few other options to offer them in the way of safe, creative outlets for their time and energy. There is a hope that TVRPD will be able to offer recreation programs that can help compensate for the loss of arts, drama and music programs which were once provided by the school district but no longer due to budget cutbacks. Most seniors and older adults support the parks even though the TVRPD does not offer them many recreation programs or services. Seniors would like to be offered a variety of classes and recreation programs designed to keep them active and engaged in the community.

### **Untapped Natural and Cultural Assets**

Given its unique location, Tehachapi is a community that can offer both residents and visitors a wealth of

diverse outdoor recreational and sports opportunities. TVRPD can play a key role by expanding and improve trail connectivity for bicyclist and hikers and offering a broader array of programs, such as hiking and mountain biking clubs, to further develop this opportunity. In addition to its natural assets, Tehachapi is home to a large, thriving art community but more could be done.

There is a recognition that given both its natural and cultural assets that Tehachapi could become a major tourist destination, one that people will want to frequently return to because there is simply too much to do in any one trip. TVRPD working in partnership with the City of Tehachapi and other stakeholders could play a key role in this economic transformation simply by developing more recreational opportunities for local residents, which will also

be attractive to visitors, such as an expanded trail system.

### **Community Spirit**

Many residents live outside the City of Tehachapi, but regardless of whether they live inside or outside the town, all residents in the Valley see themselves as Tehachapians. This shared community identity is forged by many factors including the fact that most people who grew up here and their children have all attended the same public schools. It was not too many years ago that Tehachapi was small enough for most people to know each other. At the same time, cooperation has sometimes been difficult because Tehachapi is filled with many independent-minded people. However, in a time of crisis like the 2011 Tehachapi Mountain Fire, the entire community will pull together to donate their time, money and food. Volunteerism has also been evident in the efforts of local citizens to come forward and support the construction of facilities like the in-line skating facility. Given this history, there is an opportunity to leverage community spirit to create more community ownership of both individual parks and the overall park system. At the same time the lack of adequate indoor space for community gatherings, as could be provided by a community center, has sometimes limited the ability to take advantage of these community bonds.

policies and  
recommendations

---

## CHAPTER SEVEN





*Large Gazebo at Philip Marx Central Park*



# policies and recommendations

## OVERVIEW

The following sections are included in this chapter:

- 7.1 Introduction
- 7.2 Park Deficits
- 7.3 Capacity of Existing Parks
- 7.4 Organizational Capacity
- 7.5 Stronger Partnerships
- 7.6 Program Offerings
- 7.7 Natural & Cultural Assets
- 7.8 Community Spirit
- 7.9 Summary

## 7.1 INTRODUCTION

This chapter presents goals, policies, and recommendations for the District to implement, as resources permit, to provide a winning park and recreation system. The goals, policies, and recommendations are based on the analysis of the findings of the Existing Conditions in Chapter 3; the program inventory and analysis in Chapter 4; and, the community outreach and needs assessment in Chapter 6. The goals

have been developed to directly take advantage of the District's strengths and opportunities; and to mitigate to the extent possible, the challenges and obstacles facing the District.

As pointed out in Chapter 6, the District's strengths and opportunities include its vast amount of open space, untapped cultural assets, natural beauty, involved citizens, strategic location adjacent to an array of outdoor recreation areas, and a community that values healthy lifestyles and family activities.

The public outreach also identified the District's challenges and obstacles as being a lack of funding, parks needing a higher level of maintenance, existing parks needing improvements, the need for new parks and facilities in the future, the need to strengthen partnerships and avoid duplication, and the organization's ability to meet future program demands.



*View looking out onto Brite Lake.*

Consequently, the goals, policies, and recommendations presented address the summary of needs assessment issues in Chapter 6:

- Park deficits.
- Capacity and maintenance of existing parks.
- Organizational capability
- Stronger partnerships.
- Broadening program offerings.
- Taking advantage of cultural and natural assets.
- Capitalizing on community spirit.

Goals and policy recommendations to address funding constraints are presented in Chapter 8.

## 7.2. PARK DEFICITS

Although TVRPD provides a total of 117.73 acres of developed parkland, or 5.12 acres per 1,000 residents; most of this acreage is in an outlying regional park, whose primary function is serving tourists and resident day use for camping and fishing, and not primarily local community recreation needs. In fact, there are only 27.73 acres of TVRPD locally-oriented parks and recreation facilities, resulting in a level of service of only 1.21 acres per 1,000 residents. This is far below the District's recommended standard of 3 acres per 1,000. The impact of this deficit is off-set to some extent by local parklands provided by the City of Tehachapi, and the private sports fields of the Benz Youth Sports & Cultural Park. In addition, this deficit could be further diminished by opening access to sports fields and

recreation amenities of the TUSD. Still, the need to develop additional neighborhood and community parkland remains a priority.

The following goals were conceived to help the District mitigate the identified park deficits in Chapter 6; improve existing parks and facilities to the level the community desires; provide new parks and facilities to meet current and future community demand; and, determine the types and sizes of parks needed to provide the neighborhood, community and regional amenities that will serve the greater Tehachapi area.

**GOAL 1: Provide a system of park classifications and amenity requirements for future parks that serve their intended purpose.**

**Recommendation: Redefine Existing Parkland Classification Standards.**

The current TVRPD parkland classification system, as described in detail in Chapter 3, comes from the “City of Tehachapi Subdivision and Development Standards”, developed in February 2008. The current classification system is designed for incorporated areas of residential development and does not account for the specific needs of the Greater Tehachapi Area, specifically when it comes to the size and service radius for neighborhood, community, and regional parks within the 468 square mile area of TVRPD.

As an example, Community Parks are currently classified as parks that are 3-10 acres in size and are supposed to offer a wide variety of community type facilities which may include sports complexes, gymnasiums, community centers, natural areas and event space, in addition to typical neighborhood amenities such as: picnic facilities, tot-lots, spray pools, walking paths, etc. In order to properly accommodate these community types of facilities and activities, Community Parks should be a minimum of 5 acres and up to 20 acres in size.

This change in classification is important so that when future park dedication takes place for

a community park, it will be the appropriate size to accommodate the community amenities desired for the location. Requiring future Community Parks to meet a larger acre standard will help the District reduce its local park deficit as future development and park dedication takes place.

Another example and way the District can reduce park deficits is to change its policy of not developing or accepting land donation for mini parks. While the intent of the current policy is to focus on parks large enough to contain neighborhood and/or community park amenities, there are areas of the District where mini parks could serve local residents and reduce the park deficit amount within the District.

The District will need to work with the City of Tehachapi and the County of Kern to have those agencies adopt the same park classification standards for residential developments they approve within the District’s boundaries to avoid confusion and conflict with future developers in determining parkland dedication and required park sizes.

To insure future parks are the proper size and contain the right amenities for their intended purpose, the following are the recommended park classifications, sizes, and service radius for future park development within the TVRPD:



*View looking out South towards Tehachapi from Golden Hills.*

### ***Mini-Parks***

Mini-parks, also known as pocket-parks, are small lots designed primarily for small child use or as a small oasis to break up dense urban areas. They may also be greenbelt areas providing a buffer between residential and commercial areas, or a small park adjacent to a school where joint use is desired. They are typically 2.5 acres or less and may include limited facilities such as a greenbelt/open grass area, a children's playground, park benches, and/or a small picnic area. The service area is typically one-quarter mile. Developers should not be allowed to dedicate mini-parks as part of their Quimby Park Dedication requirements; however, mini-parks that are retention basins, buffer areas or greenbelts, may be accepted to meet open space requirements (not Parkland Dedication requirements) if they would benefit the intended residential development or the community at large.

### ***Neighborhood Parks***

Neighborhood parks are intended primarily for non-supervised, non-organized recreation activities. They are generally medium in size (2.5 to 5 acres) and serve people living within approximately one-half mile of the park. Neighborhood parks are intended for use by all members of the family and are usually located within walking and bicycling distance of most users. The typical activities and amenities they offer to serve

the neighborhood include children's playgrounds, family picnic areas, walking paths, trees and grass for passive use, outdoor basketball/volleyball courts, and multi-use open grass areas for youth sports practice. Neighborhood parks may be accepted to meet developer required 3 acres per 1,000 residents parkland dedication, if the location and terrain can accommodate the amenities listed.

### ***Community Parks***

A community park is intended primarily to provide active and structured recreation opportunities for young people to senior citizens. They are typically a minimum of 5 to 20 acres in size, and are intended to be driven to and thus contain off-street parking and restroom facilities. The service radius is typically three miles. Community parks can contain neighborhood park facilities and community type facilities; which may include sports playfields, tennis courts, swimming pools, community centers, children's play areas, group picnic facilities, and community event facilities. Community parks may be accepted to meet developer required 3 acres per 1,000 residents parkland dedication, if the location and terrain can accommodate the types of amenities listed for community parks.

### ***Regional Parks***

Regional parks are large recreation areas (greater than 20 acres) designed to serve an entire region. Often they

are acquired to provide a specific and sometimes unique recreation opportunity such as an ecological, cultural or historical feature or unique facility that attracts visitors from throughout the region. Regional parks may be composed of one large site or several sites located in proximity that together provide a significant recreation area for the region. These parks may be supported by a wide variety of specialized facilities such as indoor recreation centers, large group picnic areas, special event facilities/festival space, lakes and campgrounds. Regional parks are not normally acquired through park dedication requirements of residential development as they are not intended to serve neighborhood needs.

Table 7.1 shows the comparison between the current TVRPD classifications and the ones being recommended.

The re-classification of the parklands according to these recommendations will change the current category listing of Philip Marx’s Central Park from a Community Park to a Neighborhood Park and West Park from a Regional Park to a Community Park. All other TVRPD parks will remain in the same categories (See Table 7.2).

|   | Mini Parks     | Neighborhood Parks | Community Parks | Regional Parks |
|---|----------------|--------------------|-----------------|----------------|
| <b>Current TVRPD Park Classifications</b> | 0.5 to 1 acre  | < 3 acres          | 3 to 10 acres   | > 10 acres     |
| <b>Recommended Park Classifications</b>   | 0 to 2.5 acres | 2.5 to 5 acres     | 5 to 20 acres   | > 20 acres     |

Table 7.1. Current TVRPD park classifications versus recommended park classifications.

| Existing Park              | Type         | Total Acres |
|----------------------------|--------------|-------------|
| Brite Lake                 | Regional     | 90.0        |
| Philip Marx’s Central Park | Neighborhood | 4.68        |
| Meadowbrook Park           | Community    | 8.0         |
| West Park                  | Community    | 13.0        |
| Elijah Morris Memorial     | Undeveloped  | 20.0        |
| Jamison Mountain Park      | Undeveloped  | 60.0        |

Table 7.2. Re-classification of TVRPD parks based on recommended park classifications.

**GOAL 2: Increase access to Neighborhood Parks, Community Parks, and Recreation Facility Opportunities for all residents throughout the District.**

**Recommendation: That new parks and facilities remain centered near the more populated areas of the District, and that accessibility to future facilities be increased by positioning them near major roads, trails, and other transportation options.**

An important part of meeting the community’s recreation and park needs is providing opportunities that are varied, evenly distributed, and accessible to District residents. One facet of determining the most ideal locations for future parks is to look at the geographic service areas of existing amenities in order to identify where gaps in service occur.

Existing TVRPD parks and facilities and their corresponding service areas were mapped based on the

classification system recommended by this Plan (table 7.3). As the map shows (figure 7.10), TVRPD’s developed parks and facilities are concentrated within the service area of the City of Tehachapi, and to a lesser extent the communities of Golden Hills, Brite Valley, Old Towne, and Mountain Meadows. The service area map reveals that there are areas within the District that are deficit in neighborhood parks and community parks, especially in the Golden Hills area and the eastern portion of the City of Tehachapi.

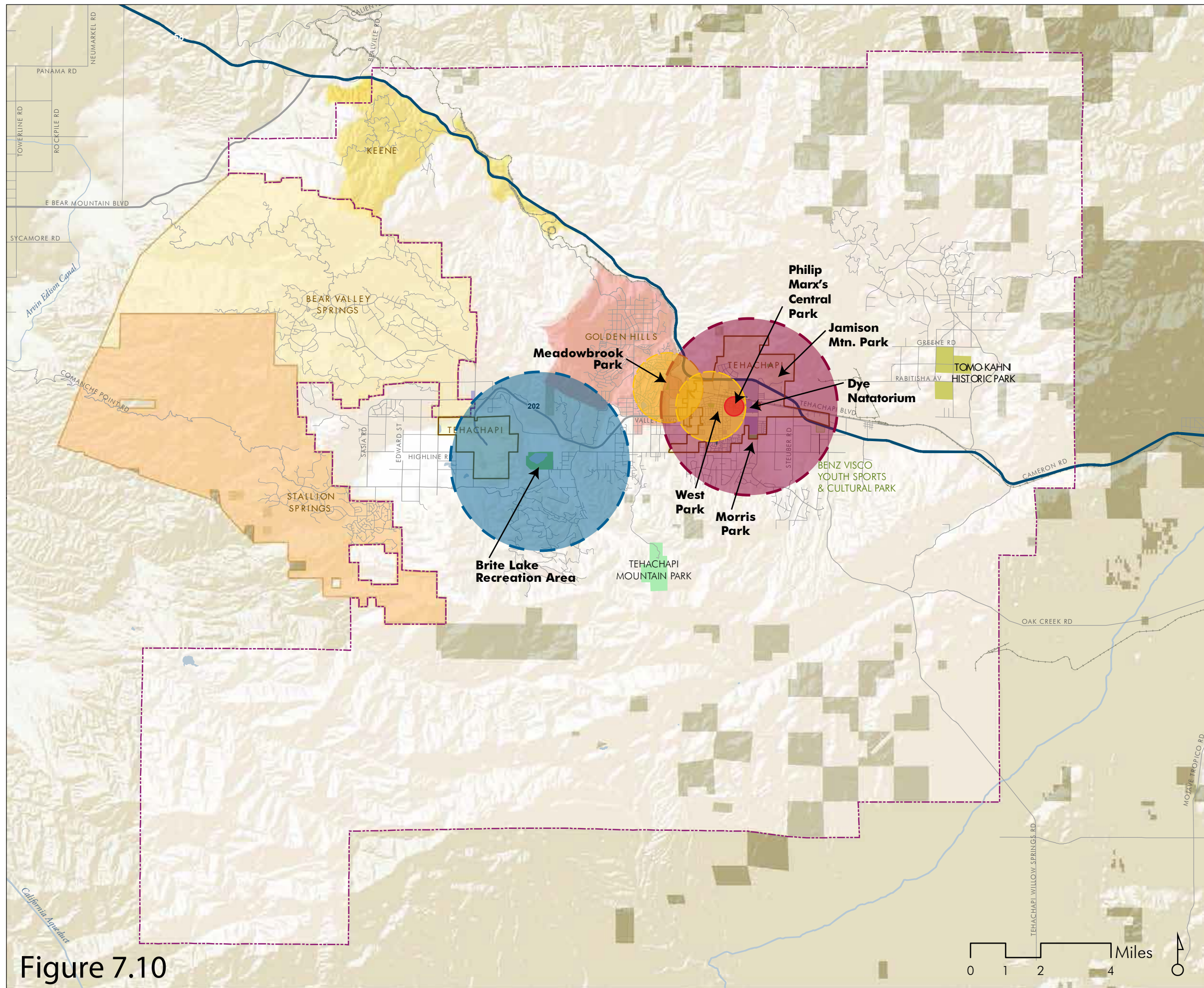
According to the Greater Tehachapi Area Specific Plan (GTASP), the majority of residential homes in the GTA are concentrated within the City of Tehachapi and Golden Hills<sup>1</sup>. There are scattered rural populations in the communities of Oak Knolls, Old Towne, Brite Valley, Fairview Ranches, Cummings Valley, Alpine Forest, Mountain Meadows, and Old West Ranch. Large separations occur between these communities, increasing the distance that residents travel for services and recreational opportunities. Development in these communities has been slow over the past decade.

According to the GTASP, during the early-to-mid 2000s when real estate values rose rapidly, build-out of these communities still did not occur due to the lack of necessary infrastructure,

<sup>1</sup> Bear Valley Springs and Stallion Springs are also fairly well populated; however they are no longer a part of the TVRPD.

| TVRPD Developed Parks/Facilities | Park Type            | Service Area |
|----------------------------------|----------------------|--------------|
| Brite Lake Recreation Area       | Regional             | 5 miles      |
| Meadowbrook Park                 | Community            | 2 miles      |
| West Park                        | Community            | 2 miles      |
| Phillip Marx’s Central Park      | Neighborhood         | 1/2 mile     |
| Dye Natatorium                   | Special Use Facility | 5 miles      |

Table 7.3. Existing parks and facilities and their corresponding service areas.



- District Park
- City Park
- Kern County Park
- State Park
- BLM Land
- Other
- School
- City Limits
- Tehachapi Valley PRD
- Bear Valley
- Stallion Springs
- Keene
- Golden Hills
- Water Feature
- Airport
- Freeway
- Highway
- Major Road
- Local Road
- Railroad

- District Parks - Service Areas**
- Neighborhood Park - 1/2 Mile Service Area
  - Community Park - 2 Mile Service Area
  - Regional Park - 5 Mile Service Area
  - Special Use Facility - 5 Mile Service Area

**Existing Parks & Facilities**

Figure 7.10

environmental constraints and development costs. It safe to assume that development of these rural areas will continue at a rate of 2% or less. It is also safe to assume that the current development pattern of rural communities dispersed over a wide area with agricultural and open space dividing them will persist. This type of development pattern presents challenges for positioning new parks and facilities in outlying communities.

In many ways it is not an efficient use of the District's resources to develop and maintain facilities in communities with very low population densities. In order to make the best use of District resources, it is recommended that new parks and facilities remain centered near the more populated areas of the District, both now and in the future. Accessibility to future facilities can be increased by positioning them near major roads, trails, and other transportation options.

**GOAL 3: Work with regional partners to increase current park capacity to achieve the District's adopted standard of 3 acres of local parkland per 1,000 residents.**

**Recommendation: Pursue short-term strategies and long-term strategies to progress towards meeting the adopted park standard.**

Another factor in planning for future parks and facilities includes setting a strategy for meeting the District's goal of 3 acres of local parkland per 1,000

residents. As previously described in the Plan, the District meets the goal of providing the NRPA recommended guideline of 5 acres of total combined parkland (local and regional) per 1,000 residents with the inclusion of Brite Lake Recreation Area, but has a deficit of local parks including mini, neighborhood, and community parks that serve the day to day recreational needs of the community for play space, activities and programs.

Based of the new park classifications, TVRPD has only one neighborhood park and is currently relying on its community parks, City of Tehachapi parks, elementary and middle schools and private recreation areas to provide residents with neighborhood park amenities such as children's play areas, picnic facilities, turf areas, sports fields etc. Neighborhood Parks are important in that they provide nearby residents with "close-to-home" recreation, which community outreach surveys showed is important to Tehachapi Valley residents.

Neighborhood Parks can provide open space, exercise and leisure opportunities and help improve the quality of life of nearby residents.

Partnerships with the City of Tehachapi, TUSD, and Kern County for the purpose of park development and access are a recommended method for meeting the TVRPD's goal of 3 acres of parkland per 1,000 acres; while also enabling it to focus on addressing the current



*Annual Eggstravaganza arts and crafts.*



deficit of neighborhood parks. Such partnerships do not mean the District will then jointly own, maintain, and operate all these parks with its partner agencies or take on the risk of the other agencies property. Instead, the partnerships will be established through memorandums of understanding (MOUs) that state these agencies possess parkland that can be used by residents, and that there is a division of responsibility between the agencies: with the City providing mini parks, the District providing neighborhood, community and regional parks, and the County and State of California providing regional specialized parks. The MOUs can further clarify the nature of the partnerships by stating that all the agencies will endeavor to coordinate with each other when acquiring, designing, and developing parkland to avoid duplication, to explore possible joint use, and to work together to provide a variety of park experiences and facilities for residents of and visitors to the Greater Tehachapi Area. These partnerships will allow the District to count all the parkland identified in these MOUs in its calculation of park acreage which will justify park dedication requirements. It will also reinforce the distinct role of the District which has as its priority acquiring future parks for neighborhood and community use.

Although neighborhood and community parks should be the TVRPD focus when acquiring new parkland, other worthwhile opportunities may present themselves in the future that do not neatly fit within these particular park classifications. For this reason, the focus on such local parks should not preclude TVRPD from the acquisition or development of any potential parkland/greenspace, regardless of acreage or other classification criteria, which may become available and is seen as a potentially valuable addition to the District park system.

Recommended strategies for providing more local parks in the short term include:

- Partnering with the City of Tehachapi to develop local parks within the city limits of Tehachapi.
- Pursuing joint use agreements with the TUSD to provide access to elementary, middle schools and high schools for recreation purposes.
- Developing TVRPD's undeveloped park property for neighborhood and community park purposes.
- Working with the owners of the Benz Youth Sports & Cultural Park to make sure their property stays available for local recreational and sports uses.

Long term strategies for adding local parkland include:

- Acquisition of neighborhood parkland in defined gap areas through grants and land donations, especially in the Golden Hills area, where there is a lack of

neighborhood and community parks.

- Requiring new developments to meet the State Quimby Law of dedicating 3 acres of parkland or paying equivalent in-lieu fees to the District per each 1,000 projected residents.
- Working with the City to promote the purchase and development of infill lots for mini parks.
- Including neighborhood park amenities in the future design and development of community parks.
- Partnering with Kern County for development of future regional parks with neighborhood park amenities in the undeveloped unincorporated areas of the District.
- Giving residents in the underserved areas the opportunity to consider the formation of a neighborhood park assessment if they want a neighborhood park in their area.

Policies for long range park acquisition planning should include:

- Insure land dedicated for park purposes meets the park standards described in 7.2.
- Consider development of neighborhood parks adjacent to schools to maximize open space and share facilities.
- Consider acquisition of school sites for park purposes if they are declared surplus by the school district (TUSD already owns vacant sites within the Golden Hills area that are now considered too small for new schools, but which may be well-suited as possible locations for new neighborhood parks in the future).
- Pursue the use of the Naylor

Act in acquiring one or more of surplus school sites for 25% of their appraised value to make acquisition affordable for the District.

- Explore the idea of setting up Beneficiary Land Trusts, whereby people can donate land for park purposes to the District in exchange for tax benefits and naming rights when they pass away.

### 7.3 CAPACITY OF EXISTING PARKS

**GOAL 4: Improve the operational capacity of existing TVRPD parks and facilities through improvements that address deferred maintenance issues and respond to public concerns.**

**Recommendation: Make the following improvements to existing TVRPD parks and facilities the priority improvements for each site.**

The public outreach tools provided a priority list of improvements and deferred maintenance items the community wishes the District to address in order to meet its expectations for efficient, clean, and safe parks and facilities.

#### *Meadowbrook Park*

A. Maintenance or deferred maintenance improvements:

- Upgrade turf irrigation.
- Rehabilitation of outfield turf on ball fields.
- Replace existing water fountain.
- Rehabilitate and resurface parking lot.

B. Improvements that improve programming and recreational experiences:

- Reconfigure and expand children’s playground to provide a section for 3 to 6 year olds and a section for 7 to 12 year olds with rubberized surfaces, improved ADA access and themed play equipment.
- General ADA access improvements to all areas of the park.
- Replacement of the baseball scoreboard with a new modern digital scoreboard.
- Improvements to Dog Park including shaded bench areas, improve perimeter landscaping; refurbish turf areas and improved access by linking it to the nearby Freedom Trail

**Phillip Marx’s Central Park**

A. Maintenance or deferred maintenance improvements:

- Rehabilitate and improve group picnic pavilion.
- Rehabilitate existing drinking fountain.
- Refurbish children’s play areas.
- Continue tree maintenance program.

B. Improvements that improve programming and recreational experiences:

- Remodel and improve the Scout Hut.

**West Park**

A. Maintenance or deferred maintenance improvements:

- Rehabilitate and resurface parking lot.
- Improve dugouts.

B. Improvements that improve programming and recreational experiences:

- Increase number of parking spaces
- . Resurface basketball court

**West Park Gymnasium**

A. Maintenance or deferred maintenance improvements:

- Refurbish or Replace gym floor.

B. Improvements that improve programming and recreational experiences:

- Improve the air conditioning.

**Dye Natatorium**

A. Maintenance or deferred maintenance improvements:

- Rehabilitate and resurface parking lot.
- Improve pool water heating system to better regulate water temperature.

B. Improvements that improve programming and recreational experiences:

- Increase spectator seating.

**Ollie Mountain Skate Park**

A. Maintenance or deferred maintenance improvements:

- Provide a modular or permanent

restroom to replace the port-a-potty.

B. Improvements that improve programming and recreational experiences:

- Provide a shaded spectator seating area.
- Provide additional drinking fountains.

**Goal 5: Work to provide additions or new facilities at existing parks which the community identified as desired in the Community Involvement and Needs Assessment.**

**Recommendation: Make the following additions and facility improvements to existing parks as financial resources permit.**

The community involvement (Chapter 4) and needs assessment (Chapter 6) provided results that were used in determining what additions to existing parks and facilities the community felt would make them more usable and desirable. While all of these additions to existing parks are desired, the community also realizes the limited financial ability the District has to pursue these improvements. Thus, the recommended strategy is to have a goal and plan for these facilities in the Park & Recreation Master Plan, prioritize them in a long range Capital Improvement Program, and then focus funding efforts on implementing the Capital Improvement Program in the future. The community desired additions to existing parks include:

**Meadowbrook Park**

- Add additional drinking fountains.
- Add additional concrete walkways/paths designed to provide connections to existing Freedom Trail and use areas and a loop trail around the developed fields for walking programs and fitness and link to the dog park.
- Consider reintroducing an updated Frisbee golf course.
- Consider a par-course or exercise stations along the pathway system.
- Consider adding a “Splash Pad or Water Play” amenity.

Note: New amenity recommendations should only be developed if the District can also find additional resources to maintain the new amenities in addition to the funding to develop them. A site master plan should be undertaken to determine which current amenities should stay in place at Meadowbrook Park and which areas should be reconfigured for new amenities to meet the community demand for a quality neighborhood park that provides the recreation facilities the Golden Hills area residents said they wanted during the community outreach.

**Phillip Marx’s Central Park**

- Add a small amphitheater with stage for concerts and neighborhood events.
- Add more drinking fountains.
- West Park.
- Add new sports field lighting.



*Ollie Mountain Skate Park.*

**West Park Gymnasium**

- Add ADA improvements to all areas of the site.

**Dye Natatorium**

- Expand the natatorium to include a multi-purpose room for meetings and instruction.
- Add more storage space.
- Note: If a new pool complex is not pursued elsewhere, consider adding an outdoor pool if space can be obtained.

**Ollie Mountain Skate Park**

Expand the skate park to include two areas, one for beginners and a separate area for advanced skaters (this would attract promoters and sponsors to put on competitions)

- Consider adding a modular snack bar/pro shop (this could be a concession lease and provide an observation presence at the site in addition to retail services).

**Inline Hockey Rink (Currently owned by TUSD and not operated by TVRPD)**

This facility is in poor shape and is currently designed for a single purpose program of in-line roller hockey. The site has the potential to be replaced with a multi-purpose outdoor arena that could program in-line hockey, box lacrosse, “Five-a-Side” youth/adult wall soccer, and outdoor fitness classes, such as, morning Tai Chi. If the TUSD could deed this over to TVRPD it could pursue such a development either directly or by collaborating with a private concessionaire. The concept

of a lighted outdoor multi-purpose arena for multi-sport leagues and tournaments could be a revenue generator for the District to off-set operational costs and provide income to the Park Fund. It is recommended that the District do a feasibility study with an estimated pro-forma on this concept to see if development of such a facility is financially viable.

**Goal 6: Develop new neighborhood and community parks containing the types of facilities and amenities the community identified as meeting future demand for recreation in the Tehachapi Valley.**

**Recommendation: Pursue development of a new community park, new facilities at Brite Lake Regional Park, and new neighborhood parks to serve underserved areas.**

While it is practical for the District to take a leadership role in providing new park and recreation facilities in Tehachapi, it is not practical to think the District alone can fund, develop and maintain all of the facilities the community desires.


With its limited resources the District’s strategy should be to focus its efforts on upgrading existing parks and developing new neighborhood and community parks, while coordinating the development of other desired park types and recreational facilities with its partner agencies, including the City of Tehachapi and the County of Kern Parks and Recreation Department.

This approach will enable the City of Tehachapi to focus on providing mini-parks and other special interest facilities, like historical places of interest, while the County and State park and recreation agencies can provide regional parks and work to preserve open space. This division of responsibilities will make the most efficient use of each agencies resources.

The new facility development recommendations for the District to pursue include:

**Strategy 1. A new “Multi-Use Community Park”**

A multi-use community park and specific components located within the park was requested throughout the public outreach process regarding new facilities. Currently available sports fields are operating at capacity and other facilities such as a pool complex and performing arts center are either limited in availability or do not exist. It is recommended that the District provide a large community park containing a multi-purpose community center, lighted sports fields, a pool complex, a gymnasium, outdoor basketball and sand volleyball courts, an amphitheater/ events area, a tot lot, a spray pool, walking paths, picnic shelters, and support amenities, which could also include new District offices. The project can be phased with each of the recommended amenities developed as funding is secured. A



*TVRPD Reindeer Run 2012.*

description of each component of a new multi-purpose master planned community park is as follows:

**Community Center**

A new community center located within the community park to provide the following elements and functions:

- Activity and studio space for fee based enrichment classes, clubs and organizational activities, pre-school/toddler programs, etc.
- Teen activity area.
- Senior programs area.
- Public meeting rooms and banquet room.
- Performing arts capability.
- District offices.

**Sports Fields**

Sports fields within the community park should accommodate 4 multi-age group softball fields, 2 large soccer fields, 2 medium soccer /

lacrosse fields and 4 small soccer fields. This would provide enough multi-purpose field space to attract regional tournaments for soccer, lacrosse, flag football, field hockey, dog shows and other events in need of a large open space. After completion of the new community park, the existing fields, concessions, parking, restrooms, lighting, PA system and tournament amenities at West Park should be updated. In exchange for their use of these upgraded sports fields, facility use agreements should be established with the Little League and Girls Softball groups outlining their responsibilities for the maintenance of the facilities and rules for their use. Each agreement should also specify a fee for use of the facility to help offset future improvement costs as the facilities age.

***Pool Complex***

The strategy for development of a new pool complex within a new community park should be approached as a joint project between the TVRPD and the Tehachapi Unified School District, with possible participation from Stallion Springs Special District, Bear Valley Special District, County of Kern, and the Tehachapi Barracuda Swim Team. The proposed complex should consist of indoor and outdoor pools to provide for year round competitive swim and recreational swim programs. The outdoor pool should include water slides and play

amenities to serve summer residents and visitors and to generate revenue that will pay for the facility.

***Event Facility***

The new community park should be designed for a future events facility that includes an amphitheater for community concerts in the park, summer performing arts performances, themed festivals and commercial events to generate revenue to pay for the community park operations.

***Gymnasium & Fitness Center***

The new community park should include a multi-use gymnasium with basketball courts and volleyball courts that can also be used for indoor soccer, badminton and other family sports.

A fitness center with equipment and exercise space, locker rooms and showers, children’s playroom, and kitchen facilities should also be included.

***Potential Location and Development Options:***

***First Location Option: Elijah Morris Memorial Sports Park***

The recommended location for a new multi-use community park is the currently undeveloped Elijah Morris Memorial Sports Park. This is a 20 acre undeveloped park site adjacent to the new TUSD High School. The high schools’ both developed and undeveloped sports fields will help aid in providing an opportunity to achieve

a critical mass/synergy of community and recreational assets in a single location. A conceptual site plan should be undertaken to determine how many of the recommended amenities could actually fit on the site and which facilities could be shared development projects.

***Second Location Option: Benz Visco Youth Sports and Cultural Park***

The Benz Visco Youth Sports and Cultural Park is a privately owned facility containing sports fields utilized by community sports groups. Acquiring land adjacent to this property and partnering with the owners of the Benz Visco Youth Sports and Cultural Park to develop a multi-purpose community park with the recommended amenities may be an option for the District. Discussions with the property owners and possibly a conceptual plan to see how things would work, could result in a viable option for consideration.

***Third Location Option: Replace Current Facilities***

While it would be desirable to have all of the recommended new facilities located in a new multi-purpose community park, each amenity could be located in separate locations. The District could choose to replace the existing West Park Activity Center with a new multi-purpose community center, or remodel and add to the current Dye Natatorium for a pool complex instead of building a new community park with these facilities. This is the least desirable option,

because building a new community park with new facilities would allow the District to continue to use existing facilities and still meet future demand for programs and services. In contrast, replacing existing facilities, even with new larger facilities, would still leave areas underserved and a continued need for more space.



**Strategy 2. New regional park improvements and additional facilities at Brite Lake Recreation Area**

Improvement recommendations fall into two categories for Brite Lake Recreational Area, those that cater to tourists and promote extended visits and those that improve the local resident day use of the site and TVRPD’s programming.

**Recommended Scope of Improvements to Brite Lake Recreation Area:**

A. Recommended improvements that promote tourist and extended visits.

- Improve water and electrical hook ups to existing camp/RV sites and add additional sites.
- Refurbish and expand restrooms and showers.

- Expand the trail system, adding multi-purpose trails for walking, hiking, biking and equestrian use.
- Create large group (Scouts, RV & Camping Clubs) area with sites for tent camping, trailers and large motorhomes along with a stage area, group picnic shelter and activity turf area.

B. Recommended improvements for local day use and TVRPD programming.

- Add a facility for arts and crafts activities and summer day camp use.
- Improve parking area and access.
- Refurbish children’s play areas and expand the equipment and play experiences.
- Add shade structures to picnic areas.

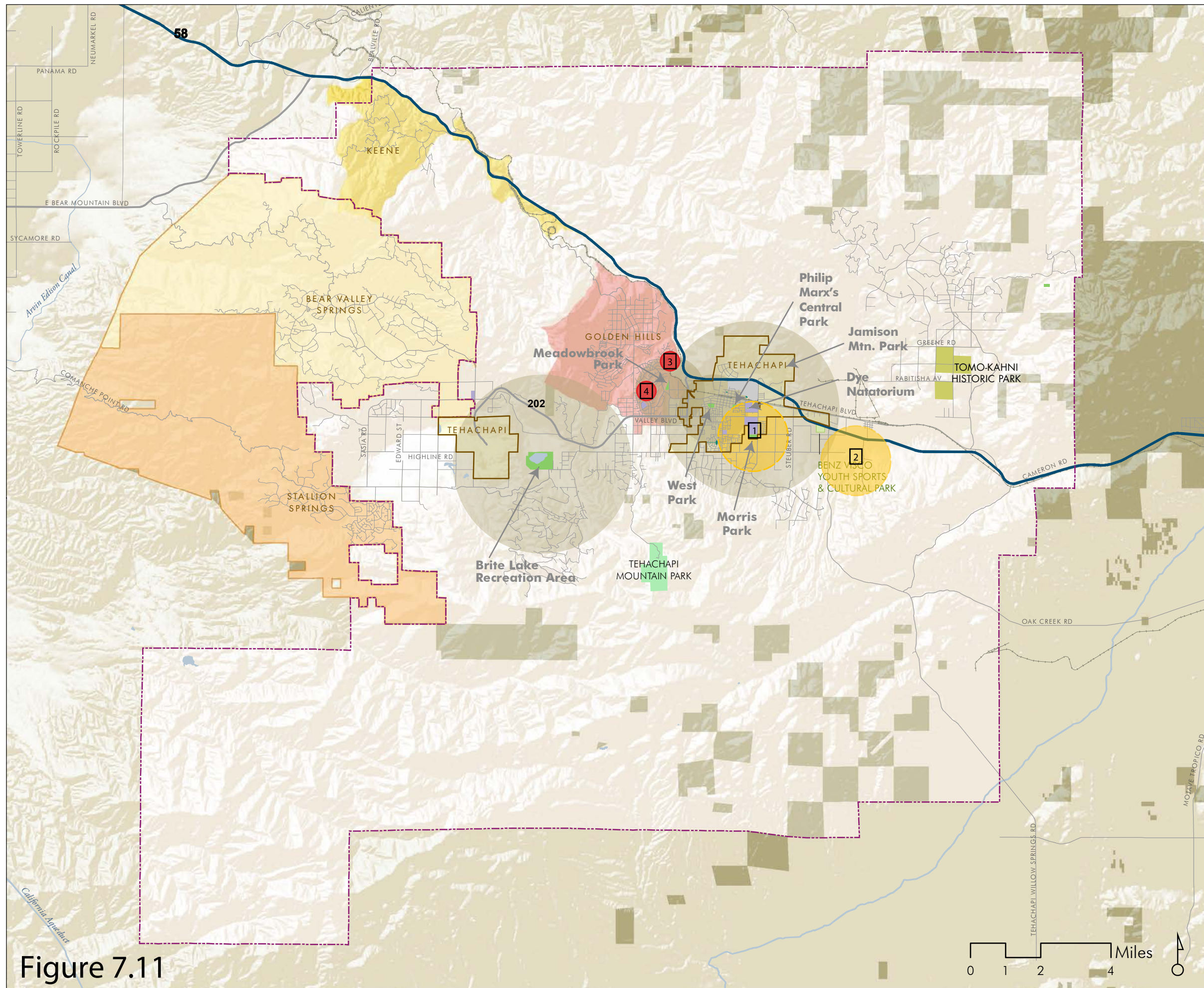
**Strategy 3. New local parks to address underserved areas**

The Plan recommends several proposed locations for future local parks based on: areas currently presenting a deficit in local park services, the availability of land already owned by the District, opportunities for partnership, and general accessibility (figure 7.11).

These proposed park locations are based on current conditions, and should be considered on a case by case basis as funding becomes available. If future conditions change and these locations are no longer suitable, the District should reconsider park placement based on the above factors.



*Children’s play area at West Park.*



**Existing Parks - Service Areas**


- Existing Parks

**Proposed Parks - Service Areas**

- 1 Community Park - 2 Mile Service Area  
Proposed Location: Morris Park
- 2 Community Park - 2 Mile Service Area  
Proposed Location: Benz Visco Youth Sports & Cultural Park
- 3 Neighborhood Park - .5 Mile Service Area  
Proposed Location: To be determined as development occurs
- 4 Neighborhood Park - .5 Mile Service Area  
Proposed Location: To be determined as development occurs

**Existing and Proposed Parks & Facilities**

Figure 7.11



March 2013 | Data Sources: Kern County GIS, Calif. Spatial Data Library, USGS Nation Map and ESRI USA

The plan recommends new parks in the following three areas:

**Morris Park**

The Morris Park location is ideal in that the land is already owned by the District. As a multi-use community park, it is recommended that this park include the entire 20-acres of available land.

**Benz Visco Youth Sports and Cultural Park**

Purchasing land adjacent to this existing sports park or partnering with the current owner to take over existing parkland are both viable future opportunities for the District. The location is easily accessible from Hwy 58. A community park of 5-20 acres is recommended for this location.

**Community or Neighborhood Parks - Golden Hills**

There are two potential sites for new parks in the Golden Hills Community Service District. Both sites are currently owned by the Tehachapi Unified School District (TUSD) and could serve as future sites for community or neighborhood parks. Since one site is nearly 27 acres in size and the other 16 acres, one location could be developed as a community park with neighborhood park amenities, and a portion of the other as a neighborhood park.

The former Golden Hills Golf Course was also considered as another

possible site for a community park; including one featuring neighborhood park amenities to serve nearby residents in Golden Hills. However, legal issues associated with the site, as well as challenging terrain preclude this possibility.

The above facilities represent a total of 30 to 60 acres of additional local parkland for the District. The District can meet it's current goal of 3 acres per 1,000 residents, by developing an additional 40.37 acres of parkland.

**Goal 7: Improve efficiency and function through proper planning that adheres to general policies of good park design.**

**Recommendation: Adopt the following general park design polices to provide a guideline for how future parks are located, designed and developed and how existing parks should be treated when a redesign process is initiated.**

The following general park and facility design policies should be implemented to ensure proper park design at all future parks, as well as during the redesign of exiting parks.

*Policy 1: Strive to streamline and simplify the park planning and review process. Review and update the existing process for planning, designing and constructing new parks.*

- Develop an internal process for resolving conflicting views, issues and ideas. It is important that the



*Cinco de Mayo youth dance performed at the West Park Activity Center (Photograph by Nick Smirnoff).*

District communicates with the builder/ developer with one unified voice.

- Avoid prolonged delays in processing park plans. In general, the total District review period, inclusive of plan checks, landscape plan review, Technical Committee review, bidding for and selecting a landscape architect and issuance of mass-grading permits should generally take four to six months. Longer delays may occasionally be necessary for controversial or extremely complicated projects; however, the District should strive to review and approve park plans in less than six months.

***Policy 2: Prepare conceptual site master plans for each existing, planned and future park.***

- Ensure that the placement of buildings, open air facilities, and landscape plantings are unified, functionally-related to, and compatible with adjacent uses.
- Coordinate the locations and species of plants with architectural and site designs.
- Confirm that the program and facilities of each park are compatible with its location and role as identified in the district wide Recreation and Parks Master Plan.
- Consider the context of local history and culture when developing the park theme. Utilize available historic artifacts and other resources where possible.
- Design and build all parks and recreation facilities to be fully accessible to all park users.
- Develop a site plan that ensures optimum comfort and security for all park users.

- Achieve a creative balance of functional and aesthetic criteria in the design of each park.
- Ensure that the design is compatible with previous planning documents, such as the Recreation and Parks Master Plan, City of Tehachapi's General Plan, the Greater Tehachapi Area Specific and Community Plan and meets budget requirements.
- If development agreements call for developers to build District parks under their Quimby requirements, then the District should have direct control over park design and construction.

***Policy 3: Retain clearly defined criteria for determining appropriate park maturity level before acceptance of a park for public use.***

Continue to require the developer or builder of each new turnkey park to maintain the newly completed park for a one-year period. At the end of this mandated period, the District should meet with the developer's or builder's representative(s) to inspect the park and evaluate its condition. The District may then elect to either accept maintenance and operation of the new park, or issue a detailed letter to the developer or builder that identifies all items requiring replacement, adjustment or improvement. The developer or builder should have up to 60 days to address the District's concerns; then another inspection should be scheduled with District staff.

**Policy 4: General criteria and guidelines for locating parks and facilities.**


Use the following criteria and guidelines in locating and orienting new parks:

- Require proposed park locations to be reviewed by the appropriate appointed officials prior to TVRPD action on acquisition, dedication or acceptance of parkland, open space and trails.
- Community parks should be located at the juncture of major and/or collector streets to provide for safe, efficient, and convenient vehicular access, and to allow for easy surveillance by law enforcement.
- Locate community park-type athletic field complexes adjacent to major arterials to allow for ease of traffic ingress and egress.
- Use community/neighborhood parks as focal points for community development. Locate community parks to be highly visible and easily accessible.
- Consider community/neighborhood park locations adjacent to middle or elementary school sites when possible.
- Provide appropriate buffers between community/neighborhood parks and adjacent residential development to help minimize noise and glare from lighted fields.
- Locate neighborhood parks and mini parks adjacent to collector streets for safe, efficient, and convenient access. Access (vehicular access) off arterial streets should be discouraged.
- Orient neighborhood and mini

parks to encourage convenient and safe pedestrian access.

**Policy 5: Establish criteria for selecting land for potential parks (not including future parks sited within recorded Specific Plans)**

Require that any land identified for possible parkland possess the following attributes:



*Bun Run 2012 Participants  
(Photograph by Nick Smirnoff).*

- Land acquisition for park purposes must be of minimum size and general configuration to serve the purpose it is intended to serve, i.e., if a neighborhood needs sports fields the park size should be large enough to accommodate the fields without sacrificing area for standard neighborhood park amenities.
- Parcels should preferably be vacant and undeveloped, although redevelopment or reconstruction opportunities should be considered as well.
- Avoid land that requires extensive hazardous material clean up. However, land that has already been cleaned up may be highly desirable for recreation and park uses.
- Consider the topography, soils, soil stability, drainage, and location of land in subdivision available for dedication.
- Evaluate the size and shape of the subdivision and land available for dedication.
- Review the location of the site with regard to accessibility by neighborhood residents and contribution to neighborhood security.
- Avoid land/parcels with an average gradient of more than 5% (rough grade).
- Avoid sites with drainage structures (box channels, swales, etc.) designed for less than a 10-year storm event or in a flood way.
- Determine if any structures on the identified sites could be reused or retrofitted to meet TVRPD recreation needs. It is generally less expensive to reuse or retrofit existing buildings. All potential buildings should be evaluated for seismic and structural safety.

***Policy 6: Provide parks and recreation facilities that complement one another and are evenly distributed throughout the District.***

Locate new neighborhood and community parks when possible to complement the location of existing community and neighborhood parks. Community parks should be located centrally with neighborhood and mini parks distributed around the community park.

Recognize that various other factors influence the location of parks and recreation facilities. Service areas are just one of several factors that should be used in determining the location of new parks in the District. These factors include:

- Land use availability.
- Landform and land usability.
- Compatibility with surrounding land uses.
- Location – Is the park easily accessible to residents of the surrounding neighborhood(s), either by walking, biking or public transportation?

***Policy 7: Identify community/subdivision design features that are ineligible for park credit.***

Prohibit park credit for community or subdivision design features which do not provide recreational functions.

Design features not eligible to receive park credit may include, but are not limited to, the following:

- Planning area edges.
- Landscaped community or subdivision entries or medians.

- Meandering streams, fountains or other water features.
- Paseos, greenbelts, trails, walkways, setbacks and other similar features that are used for transportation and are not destinations in and of themselves.
- Streetscapes.
- Slopes greater than 3:1.
- Easements.
- Sites with an average gradient of more than 5% (rough grade).
- Sites with drainage structures (box channels, swales, etc.) designed for less than a 10-year storm event or in flood way.

**Goal 8: Improve the capacity of existing parks by providing quality maintenance and operations of existing parks and facilities to a standard acceptable to the community; providing a safe and pleasant environment for recreation activities.**

**Recommendation: Adopt the following general park maintenance quality standards to provide a level of park and facility maintenance TVRPD residents said they desired.**

Providing clean and safe facilities was also a high priority for the community during the public outreach. The communities willingness to pay for activities, support District plans, and volunteer in District programs is directly related to their perception of how clean, well maintained, and safe the District keeps its facilities.

The Quality Standards contained in this document define the desired conditions of park features, fields, and facilities and are designed to

provide a standard of maintenance satisfactory to the community and clearly attainable by maintenance staff. The public expectations derived from the public outreach process served as the basis for these Quality Standards and provides a road map for staff to maintain parks and facilities to acceptable performance ratings.

**Ornamental And Athletic Turf**

Ornamental turf refers to those lawn areas serving primarily as visual attractions. Athletic turf refers to turf that is used as a playing surface for sports activities. Because different types of grasses serve different functions, the methods used to maintain them, the dollars allotted for their maintenance and the criteria used to evaluate them are also different. On athletic fields, for



*Tehachapi Valley scenic open space.*

example, usability is more important than attractiveness.

No other structure, fixture or landscape feature has a greater impact on the appearance of the park system than that of the ornamental and athletic turf. Indeed, the quality of it often overshadows all else. For many observers, it is the primary indicator of overall park quality. A well-managed field or lawn can effectively draw attention away from shortcomings in other areas, while impressions of even the best facility can be quickly ruined by poorly-managed turf.

In regard to attractiveness, the quality of turf in lawn areas shall be judged by a review of five factors – color, height, density, texture, and edging.

In regard to usability, the quality of turf in lawn areas shall be judged by a review of one factor – utility.

### ATTRACTIVE

#### *Color*

There is no doubt that color is one of the most obvious and widely-used (if not the most valid) indicator of turf quality. So great is its influence that it can leave a lasting impression (good or bad) on those who may never do more than view the park from a passing automobile.

It is intended that only the color of existing turf will be evaluated. That is, a lack of color due to an inoperative sprinkler or chemically treated Kikuyu

grass would affect the rating, but a lack of color due to non-existent turf (bare patches) would not. Such problems would be identified and rated under a separate category (e.g., density).

- Quality Standard: Overall color is uniform and quite green despite occasional small (in proportion to overall size of lawn) spots of discoloration (yellowing/browning, etc.) noticeable from a distance.

#### *Height*

The importance of uniform height to turf is easily demonstrated by the visual impact of a newly mowed one that has not been maintained for several days. Height also can affect the utility of the turf.

- Quality Standard: Turf is kept at a uniform height.

#### *Density*

The density of turf is as important as its height. A thick stand of turf provides a more functional surface for park users, a healthier, groomed appearance and greater protection against texture variations (by allowing fewer weeds to germinate) than does a thin stand. It is intended that the overall density of designated lawn areas will be evaluated, not just that of existing grasses. That is, there is where the impact of bare spots is taken into account.

- Quality Standard: Turf appears extremely dense from a distance. Closer inspection reveals that while



*West Park.*



it is quite dense, the soil surface can be identified without great difficulty.

### **Texture**

The importance of uniform texture when judging the overall quality of a lawn is subtle but considerable. Often, for example, it is the different texture of weeds which makes them offensive to the eye in a stand of turf. Degrees of difference in texture account for the fact that broadleaf weeds are generally more noticeable, and hence more offensive, than grassy weeds.

- Quality Standard: Texture from a distance is quite consistent as characterized by lawns comprised solely of grass blades. Slight or patchy variations in grass blade texture may be evident. Close inspection may reveal occasional, broadleaf weeds.

### **Edging**

The aesthetic qualities of turf are generally enhanced by clear, purposeful contrasts to surrounding differences in material, texture and color. This is achieved by clearly defining the borders of designated turf areas. The more obvious the border, the sharper the contrast will be. Allowing grasses to stray from their designated boundaries may impact not only the overall appearance of the turf, but the utility of surrounding park surfaces as well.

- Quality Standard: Designated

turf boundaries are obvious and sharply defined throughout the park.

### **USABLE**

#### **Utility**

Park visitors use lawn areas for a variety of purposes, including such activities as picnicking, informal ball games, kite flying and passive recreation. While the five factors previously mentioned may influence the utility of a lawn, other constraints affect it as well. An uneven soil surface, for example, can make it more difficult or dangerous for users to jog or to play ball; a soggy or deeply-rutted lawn is of little use to picnickers.

- Quality Standard: Entire lawn area is capable of supporting all reasonable lawn activities. There are no areas unsuitable for use.

#### **Trees**

TVRPD maintains an urban forest throughout its park system because it recognizes the vital roles that trees play in landscape beautification. Trees provide the area with various colors, shapes and textures – with natural grace and beauty. They camouflage unsightly scenes and break the monotony of man-made materials such as concrete and asphalt.

TVRPD also realizes that trees contribute a great deal more than their natural beauty to the quality of people's lives. They help to keep the

air supply fresh by producing oxygen and absorbing the carbon dioxide the industries and automobiles produce. Their leaves trap and filter dust and pollen. Trees act as natural air conditioners, providing shade in the summer and insulation during winter months. Trees slow strong winds, function as effective sound barriers, give shade and privacy, and increase surrounding property values.

The large number of trees comprising the park systems forest makes it difficult to perform a detailed, time-consuming appraisal of each tree on a tri-annual basis. Indeed, a thorough evaluation would require that each tree be climbed and inspected by a qualified arborist – an unwarranted task requiring thousands of hours. While initial observations of specific trees may prompt such detailed evaluations on occasion, the routine inspection of each tree on a tri-annual basis shall be performed from ground level and in the following manner.

**ATTRACTIVE**

- Quality Standard: Trees should display at least some semblance of the form common to the species. Some allowance shall be made for natural “character”, but grossly misshapen trees will not pass muster.
- Quality Standard: There should be no stubs, dead “flags” or other unsightly distractions.
- Quality Standard: Stumps should

not be visible. They should either be removed to at least twelve inches below ground (e.g., in open turf) or hidden by existing vegetation (e.g., planter beds).

**USABLE**

- Quality Standard: Trees planted for a specific reason (e.g., to serve as visual screens, noise barriers, or to provide summer shade) should serve the intended purpose.
- Quality Standard: Tree limbs should not interfere with buildings, utility wires, etc.
- Quality Standard: Limbs and/or foliage should not obstruct park signs. Tree roots should not interfere with the utility of surrounding facilities or fixtures.

**Ground covers and shrubs**

Ground covers vary widely in height, leaf color, texture and form. Although technically most any plant which covers the surface may be called ground cover most plants within the park system designated as ground cover are low-growing evergreen plants which are encouraged to form a fairly dense mat.

A shrub can be generally defined as a woody perennial plant, often with many stems, which measure 8” or less. This is a useful working definition, but is rather arbitrary, as distinctions between ground covers

and shrubs and between shrubs and trees can blur. Certain shrubs can be designated as ground cover while others can be trained as trees.

Both ground cover and shrubs serve several landscape functions. Ground Cover is a relatively low maintenance portion of the landscape, which can help suppress weeds and aid in soil retention. Ground Cover/Shrubs may be planted to route traffic or camouflage unsightly objects (vacuum breakers, poles, etc.) They also provide visual interest and contrast to expanses of turf areas by varying heights, shapes, and seasonal color.

**ATTRACTIVE**

- Quality Standard: There are no inappropriate bare areas in ground cover areas. One may see bare ground in a close view, but the planting presents an overall dense appearance.
- Quality Standard: Flowering Ground Cover/Shrubs display good distribution of flowers (in appropriate season) across entire planting.
- Quality Standard: No evidence of pests or debris from normal viewing distances. Close inspection reveals minor signs of pests/disease.

**USABLE**

- Quality Standard: Plants conform to height consistent with species and intended function.

**Ball Fields (skinned infields)**

Turf areas of sports fields are maintained in accordance with the Quality Standards for turf. However, the condition of the ball field skinned infields is integral to use of the sport fields for hundreds of park visitors of all ages. The following Quality Standards apply specifically to the infield area of ball fields throughout the park system.

**ATTRACTIVE**

- Quality Standard: Areas are free of litter and debris.
- Quality Standard: Areas are free of weeds.
- Quality Standard: Bleachers and backstops are properly painted/sealed/cleaned where appropriate.

**USABLE**

- Quality Standard: Areas are reasonably level, free of holes, depressions, rocks and debris.



*Brite Lake Recreation Area.*



*Ollie Mountain Skate Park*

- Quality Standard: Areas have clearly defined boundaries.
- Quality Standard: Areas are free of compaction.
- Quality Standard: Lights are functional.

**Tennis and basketball courts**

Tennis and basketball courts are maintained through combined operational and capital efforts. Court surfaces are sealed and striped periodically and staff/contractors provide the tasks of litter removal, net repair/replacement and court washing on a routine basis.

**ATTRACTIVE**

- Quality Standard: Areas are free of litter and debris.
- Quality Standard: Areas are free of vandalism and graffiti.
- Quality Standard: Surfaces are painted where applicable.

**USABLE**

- Quality Standard: Areas are smooth without large cracks.
- Quality Standard: Have clearly visible and well-defined lines.
- Quality Standard: Nets, rims and backboards are set at the proper height and/or tension.
- Quality Standard: Lights are functional.

**Tot lots/playgrounds**

The relatively high standards by which it is judged, the quality of the playgrounds is a reflection of their importance in several respects. First, they are depended on by both children and guardians on a regular basis. It should be kept in mind that while one inoperative piece of play equipment may seem a minor problem when compared to the total park responsibilities, to any number of children it may be a catastrophic loss as their scope of concern is extremely narrow and tends to focus on immediate gratification.

Second, related safety issues become paramount when one considers that while children are among our most precious natural resources, they cannot be expected to search for or to recognize many threats to their own well-being. For this, they are largely dependent on District maintenance staff.

The quality of playgrounds and tot lots (defined below) shall be judged

on the basis of their safety, utility, and attractiveness, with the following description serving as the general quality standard:

Designated playgrounds and tot lots shall be maintained to be safe and attractive, and to provide school-age children with a variety of skill and sensory activity opportunities, such that the qualities of safety, aesthetics, and utility are in superior condition throughout the year.

**Definitions**

**Pre-School Age Tot Lots (designed for ages 2 to 5 year-old children)**

Tot Lots are designed with very young children in mind. Base material is generally a rubberized surface with areas of washed plaster sand, which serves as the primary medium for tot activity. There are play fixtures designed in height and form to satisfy the needs of pre-school age children.

**Elementary Age Playgrounds (designed for ages 6 to 10 year-old children)**

Elementary age playgrounds are designed with older children in mind. Base material is generally a rubberized surface with areas of washed plaster sand capable of withstanding heavy foot traffic and cushioning minor falls. Fixtures/ structures are planned to stimulate children’s imagination and to provide a variety of skill and sensory experiences.

**Safety**

Safety is by far the most important standard by which to evaluate the quality of the playgrounds. It is expected that safety will always be the staff’s highest priority, and that he/she will pay close and special attention to areas frequented by children.

Informal (unscheduled) safety inspections of playground areas should be performed often by staff, and hazards identified should be eliminated immediately (within 48 hours). Equipment which cannot be repaired immediately should be removed from service whenever possible.

The following list of quality standards should be used as a general guide during playground safety inspections. They are meant to serve as basic foundations on which to build – they are not substitutes for close scrutiny or common sense.

**ATTRACTIVE**

- Quality Standard: Are free of vandalism (damage, graffiti, glass, trash, etc.).
- Quality Standard: Surfaces are bright and colorful.

**USABLE**

Playground utility refers to the ability of individual pieces of equipment to perform their intended function.

- Quality Standard: Equipment

contains no loose or missing hardware, all components are secure.

- Quality Standard: Swing equipment contains no kinked, twisted or broken chains; no cut, cracked or missing seats.
- Quality Standard: Surfaces (including walkways, platforms, and steps) are clean and swept.
- Quality Standard: No exposed footers or standing water present.
- Quality Standard: Surface material is adequate and free of foreign objects.

Note: When repairing swings located in Tot Lots and Playgrounds, tot swings and belt swings shall not occupy the same swing bay, per Consumer Safety Product Standards.

**Picnic sites**

The District’s parks attract thousands of picnickers each year. Companies and residents use these facilities extensively, especially during the warmer months of April through September. It is essential that staff prepare picnic sites for this intense use and hold to the Quality

Standards noted below so the picnic users experience will be positive and memorable.

**ATTRACTIVE**

- Quality Standard: Are free of litter and debris.
- Quality Standard: Are free of vandalism and graffiti.
- Quality Standard: Surfaces are painted where applicable.

**USABLE**

Quality Standard: Are functional according to their intended purpose.

Quality Standard: Used briquettes are emptied from barbecues.

**Restrooms**

Ornamental turf areas are key to the public’s general perception of park conditions; however, the condition of park restrooms can destroy even the most positive opinions of park conditions. Properly or poorly maintained restrooms are both noted by park visitors. Many visitors use the restroom condition as their criteria for which park to visit. Few tasks provide staff an opportunity (when properly done) to make such a positive impact on the perception of parks. The restroom Quality Standards are as follows:

**ATTRACTIVE**

- Quality Standard: Toilets, urinals, sinks, floors, walls and partitions are clean.

- Quality Standard: Toilets, urinals, sinks, floors, walls and partitions are free of graffiti.

- Quality Standard: Rest rooms are odor free.

**USABLE**

- Quality Standard: Toilets, urinals, sinks and drains are functional.

**Hardscape/parking lots**

Park hardscape areas (pathways and walkways) and parking lots facilitate many activities throughout the parks system. Movement from one park activity center (building, sports field, etc.) to another is just one purpose of hardscape. Other important uses include patios, parking lots, and walkways. No other portion of the parks system holds as great a potential for visitor injury. It is critical that staff familiarize themselves with, and provides support actions for the following hardscape and parking lot Quality Standards.

**ATTRACTIVE**

- Quality Standard: Are free of weeds, graffiti and debris.

**USABLE**

- Quality Standard: Displaced hardscape, concrete or asphalt should not have unintended differentials greater than one-half inch in height.
- Quality Standard: Hardscape, concrete or asphalt should be

free of severe cracking and/or unintended separations greater than one-half inch wide.

- Quality Standard: Parking lines should be clearly visible
- Quality Standard: Surfaces should not be slippery under normal weather conditions.

**7.4. ORGANIZATIONAL CAPACITY**

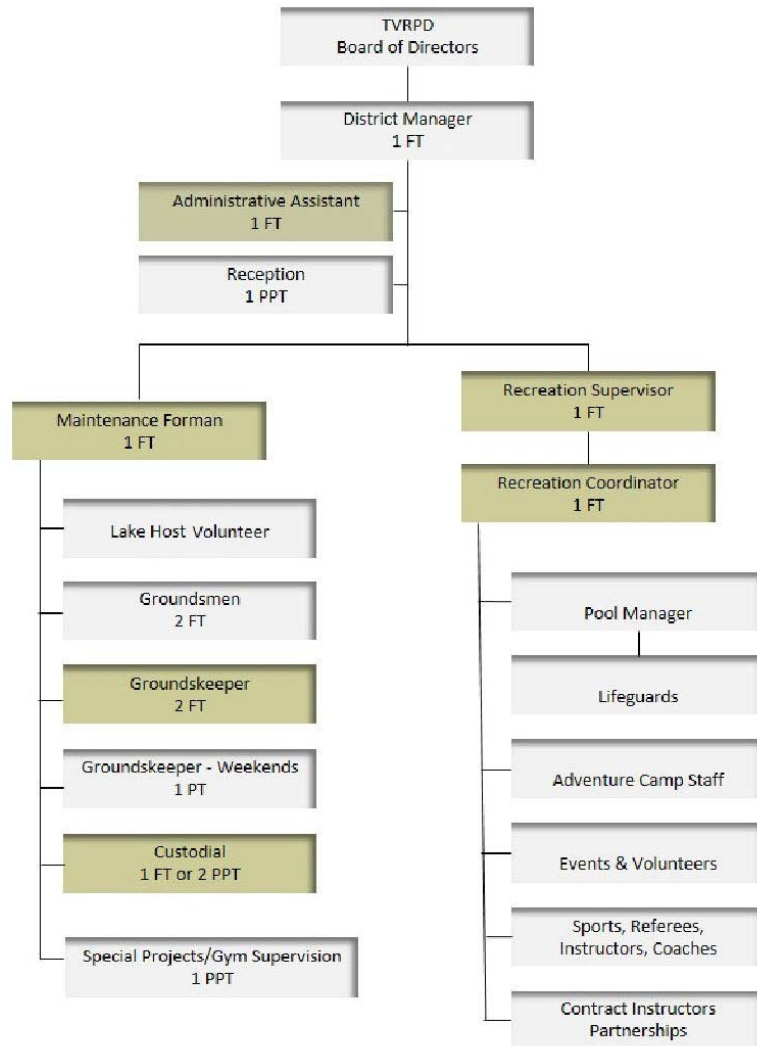
**Goal 9: Seek to improve operational efficiency by adjusting organizational capacity to meet the level of service required to deliver recreation programs and to maintain facilities in a manner that meets community expectations.**

**Recommendation: Continue to recruit positions and implement the recommended organization structure shown in figure 7.4.**

**Staffing Levels, Structure**

The amount of staff resources and types of positions is a good indicator of a Districts ability to deliver services to its population. TVRPD operates with full time positions, permanent part time positions, and seasonal part time positions. Contract instructors, volunteer coaches, referees, and other specialty positions are also used to supervise and manage programs and services. Figure 7.5 reflects the staffing levels for TVRPD as of the Fall of 2012.

This organization structure represents 30.75 Full Time Equivalent (FTE) to develop, manage and supervise all TVRPD operations. TVRPD has



FT = Full Time, PPT = Permanent Part Time, PT = Part Time.

Figure 7.4. Recommended TVRPD Staff Organization

significantly less managers per facility and per program than other Recreation and Park Districts. TVRPD also has a much higher ratio of residents to staff than do other Districts. These factors combine to make delivery of services difficult and staff resources stretched thin. Of course, the amount of staff TVRPD can recruit and hire is directly related to funding and financial resources.

The following recommendations are policies and strategies that will help the District make the most of its existing staffing levels, keep staff trained and informed, make good use of volunteers, and provide a staffing structure best suited to delivering the facility and program recommendations contained in the master plan.

***Recommended Management, Supervisor and Office Staffing***

Quality facilities and programs are dependent on the quality of management, supervision, and administrative support in the District; consequently, it should be a first priority for the TVRPD Board of Directors to recruit and retain a qualified full-time District Manager, Maintenance Foreman, Recreation Supervisor, along with a full-time Administrative Assistant and Permanent Part Time Administrative Assistant for the office. It is recommended that the TVRPD administrative staff organization consist of the positions shown in figure 7.6.

The District Manager, Maintenance Foreman, Recreation Supervisor, Administrative Assistant, and Receptionist make up the administrative management team that implements policy, tracks and secures funding and oversees all TVRPD operations. The District Manager implements Board policy direction along with being responsible for implementing the capital improvement program; grant writing; city and county relations; partnership development; community feedback; and safety and training programs.

The Maintenance Foreman oversees all park and facility maintenance and security, facility rentals, event set-up and safety programs and inspection.

The Recreation Supervisor oversees all recreation activities and community services, including directly operated programs by the District, coordinating partnership operated programs, overseeing special events, recruitment of volunteers, school district liaison, and marketing/promotional activities.

The Administrative Assistant, along with the receptionist, oversees accounting and bookkeeping; activity registration; facility scheduling; records keeping; agendas; and correspondence.

The above recommended administrative organization will provide the District with the administrative oversight and management it needs to



deliver existing and recommended quality facilities and programs to the District's clients.

**Operations and Support**

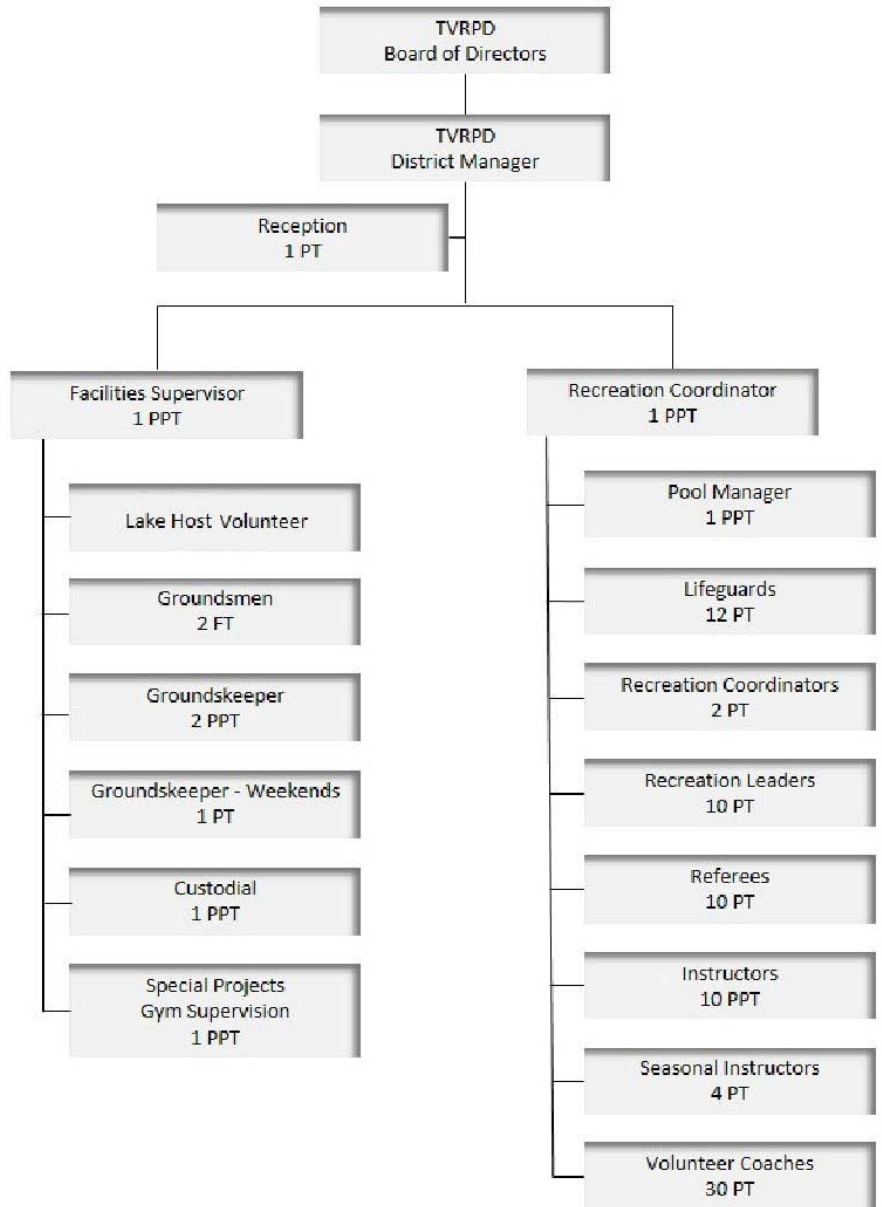
**Organization**

Operational and support staff are the front line people the community deals with on a daily basis and are therefore the face of the District. In order to provide quality programs and good customer service that will create positive feedback from the community, the District must recruit, train, and retain qualified operations and support staff.

The District needs to have the right organizational structure to operate and support the facilities, programs, and services the District provides. A review of TVRPD's current operations and the recommendations for future facilities and programs, forms the basis for recommending the following operations and support organizational structure:

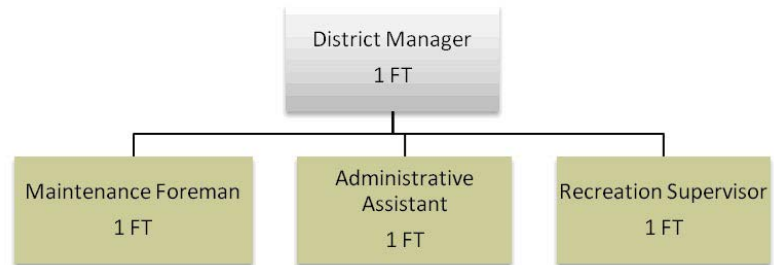
**The Maintenance Division**

Organizational Structure shown in figure 7.7 increases 2 PPT Groundskeepers to 2 FT Groundskeepers and Custodial from 1 PPT to 1 FT or 2 PPT. The District needs full time custodial, so the recommendation is for two 20 hour PPT working split week schedules to provide 7 day a week coverage for cleaning facilities or a 40 hour FT working Tues-Sat, plus overtime for events that are on Sundays. The District will have to decide if it is



FT = Full Time, PPT = Permanent Part Time, PT = Part Time.

Figure 7.5. Fall 2012 Staff Organization Chart



FT = Full Time

Figure 7.6. Recommended TVRPD Administrative Staff Organization

Note: Olive color boxes indicate recommended new positions or increases from PPT to FT and show where the staffing changes that are recommended are taking place within the organization chart.

better to have two people working 5 hours per day (4 days each, one Wed - Sat and the other Sun - Wed) or one person 8 hours a day Tues - Sat. The recommendation is a minimum of 40 hours per week to clean facilities, based on the current number of facilities, to provide a level of cleanliness and care needed to maintain customer satisfaction with the facilities they are participating in, as the current 1 PPT is not sufficient to accomplish this.

Note: Additional custodial hours would be needed if any new or additional facilities recommended in the Capital Improvement Program are added to the District's inventory.

**Recreation Division**

The number of recreation program staff, both permanent part time and part time, will vary with the season and with the programs the District offers. The level of year round programming recommended requires two full time recreation division employees in order to insure adequate program staff recruitment and supervision; program development; site coverage; staff training; marketing; event coordination; and adequate record keeping and reporting.

**Entire Recommended Organization Chart**

The administrative positions, maintenance division staffing, and the recreation division recommendations will be dependent on the District's financial capabilities; but efforts to implement the recommended organization should be a priority in order to address the facility and program recommendations contained in the master plan. Without the proper amount of staff to meet the workload the recommendations will invoke, the District will continue to struggle with maintaining facilities and meeting community expectations for quality programs and services.

The entire recommended staff organization chart is as shown previously in figure 7.4. The recommended staffing levels reflect the current size of the population now served by the District, as well as the amount of park acreage and

the number of recreation facilities and programs that are now being maintained and operated by TVRPD staff. However, when additional park acreage, facilities and programs are added to the park and recreation system, the District will need to further expand its organizational capacity by adjusting staffing levels upward to maintain an optimum ratio of staff to park acreage. This will help ensure the continued effective operation and maintenance of all parks, facilities and programs.

As of this writing, TVRPD is already moving in this direction and is planning to employ the Maintenance Foreman, Recreation Supervisor, Recreation Coordinator and Administrative Assistant as soon as possible.

Increasing the maintenance staff FTE from 4.25 to 6.25 (8.25 counting

|                            | 2012-13 TVRPD Budget | Budget Needed for Recommendations | Estimated Increase |
|----------------------------|----------------------|-----------------------------------|--------------------|
| Administration             | (2 FTE) \$125,768    | (3 FTE) \$155,768                 | (+ 1 FTE) \$30,000 |
| Recreation Division        | (1.5 FTE) \$64,500   | (2 FTE) \$78,000                  | (+.5 FTE) \$13,500 |
| Maintenance Division       | (4.25 FTE) \$121,891 | (6.25 FTE) \$179,251              | (+2 FTE) \$57,360  |
| Benefits                   | \$167,740            | \$221,791                         | \$54,051           |
| <b>Est. Total Increase</b> |                      | <b>+ 3.5 FTE</b>                  | <b>\$154,911</b>   |

Table 7.9. Estimated Increase Cost for Implementation of Recommended Organizational Structure  
 Note: Funding strategies for implementing the recommended organization chart and staffing levels are outlined in Chapter 8 Financial Plan & Capitol Improvement Program.

Volunteer Lake Host and District Manager) will reduce the number of acres to maintain per employee from 18.85 to 16.25 (includes all District maintained parkland, including Brite Lake Recreation Area), which is much closer to the average of 15.50 in the comparison Districts and will result in a higher level of maintenance and more resident and participant satisfaction.

Increasing the two Groundskeepers from PPT to FT and having them work a split week schedule (one works Wednesday–Sunday and the other Monday–Friday, trading schedules monthly) will provide full weekend coverage and increase the level of facility maintenance. Increasing Custodial from 1 PPT to 1 FT or 2 PPT will increase customer satisfaction by more frequent cleaning and better facility care.

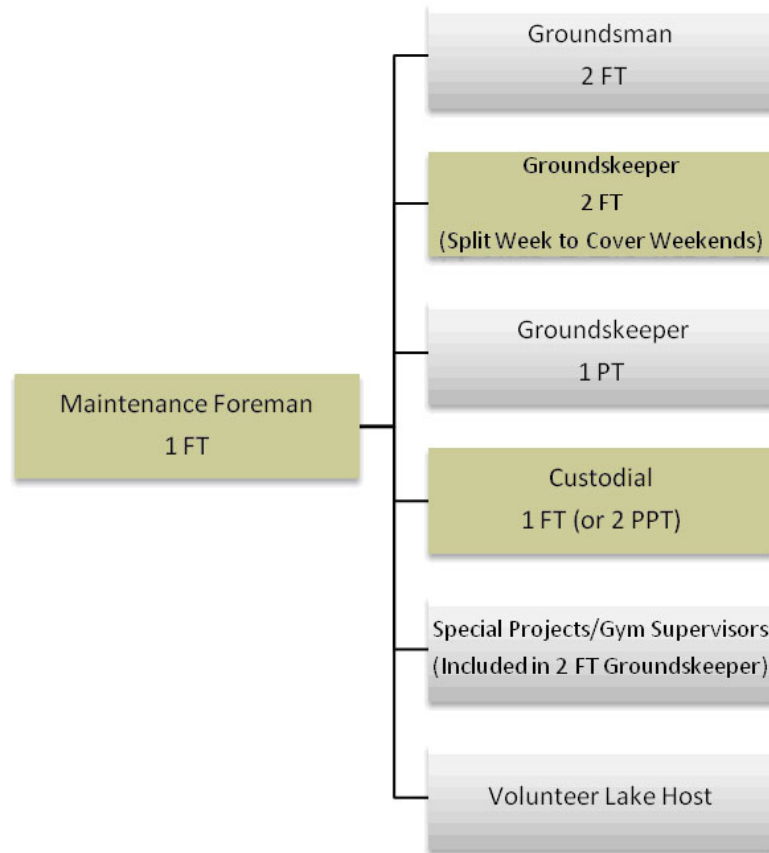
The estimated increase in costs for implementing the recommended organizational structure is as shown in table 7.9.

**GOAL 10: Continue to implement policies and programs that increase employee supervision, training and safety**

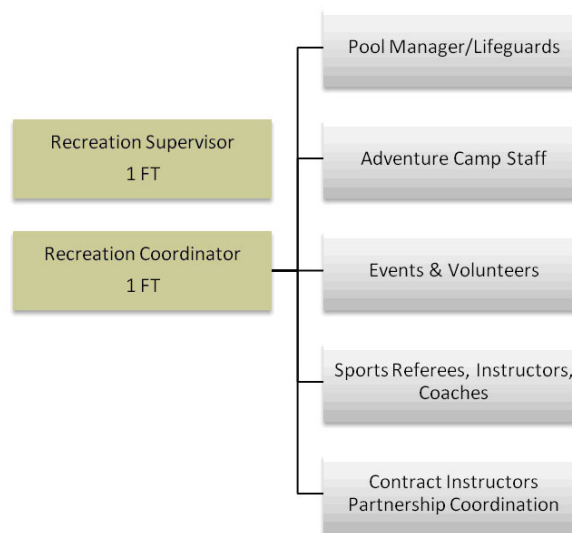
**Recommendation: Adopt the following general employment policies to provide a guideline for how employees are trained and how safety is addressed**

**Staff Training**

The process begins with the recruitment and in depth interviews



FT = Full Time, PPT = Permanent Part Time, PT = Part Time.  
 Figure 7.7. Recommended TVRPD Maintenance Division Organization



FT = Full Time, PPT = Permanent Part Time, PT = Part Time.  
 Figure 7.8. Recommended TVRPD Recreation Division Organization

which are intended to attract the brightest and most enthusiastic staff as possible. The following are steps the District should use to ensure well trained staff:

- 1) When hired, employees should learn about the District through written policies and procedures which help guide and govern them.
- 2) Employees should be provided ongoing in-service training that covers job responsibilities, expectations and customer service.
- 3) Recreation staff working with youth should receive training in developmental principals as an important part of the recreation training process as it will make them better prepared to build relations and make a difference in a young person's life.
- 4) Recreation employees working with adults and seniors should be given training dealing with how to give their clients a voice in how their recreation needs can be met.
- 5) All employees should be given training to familiarize them with the vision and policies for the District contained in the Master Plan.
- 6) The department should make an effort to cultivate youth volunteers to work in recreation programs as training for future recreation employment.

### **Safety Program**

The District is committed to a healthy community which also includes safety. The TVRPD staff operates a formal safety program to ensure safe recreation services and facilities. This program also focuses on the safety and general welfare of all employees and users of District facilities. The program should include the following:

- Monitoring the safety training programs.
- Reviewing and investigating accidents.
- Coordinating regular inspections.
- Making safety recommendations.
- Making safety planning, prevention, and awareness a priority for TVRPD employees.

## **7.5 STRONGER PARTNERSHIPS**

**GOAL 11: Create a parks and recreation delivery system where equitable partnerships are developed and managed with other public agencies, including the Tehachapi Unified School District, not-for-profit organizations, commercial recreation providers, and independent contractors to maximize the District's resources in meeting the community needs for recreation and park services.**

**Recommendation: Use the following guidelines to deliver programs and facilities through coordinating with other service providers to broaden both the quality and quantity of programs and facilities available to Tehachapi Valley residents and visitors.**

- 1) Use memorandums of understanding (MOUs) to establish

partnerships with other public agencies that own parkland in the Greater Tehachapi Area. Each MOU will clarify the roles and responsibilities for each agency in the provision of parks, while also ensuring that each agency continues to own, maintain, and operate their own parks and are not assuming the risk of the other agencies properties.

2) Annually review all joint use agreements with the Tehachapi Unified School District for use of facilities to ensure equitable use and each party's commitment to the terms of the agreement.

3) Establish and measure the impact and cost benefit of all partnership agreements the District has entered into and make any adjustments necessary to meet the expectations for the partnership agreements.

4) Meet at least annually with each partner to review the results of the partnership agreement for the past year and develop a report to the TVRPD Board of Directors with any recommended changes for the following year.

5) Establish a regional approach to partnerships that will help the District achieve its master plan goals for land use, facility development and program delivery.

6) Meet with the City of Tehachapi, County of Kern and the State of California representatives on a regular basis, but at least annually, to discuss



*Above: Volunteers rebuilding a dugout at Meadowbrook Park (TVRPD Facebook page)*

mutual issues and future plans.

7) Continue to monitor the development and possible joint use of the Tehachapi High School property and ensure that the final site amenities and possible joint use terms and conditions are consistent with the Parks and Recreation Master Plan for development of facilities and delivery of programs.

8) Develop a financial plan for how the TVRPD and TUSD could develop or enhance existing facilities to meet the facility deficits in the parks and recreation master plan.

9) Continue to provide staff support and coordination to the Chamber of Commerce to ensure future coordination of events and use of District facilities.

10) Explore possible new agreements with the “Artist” community and cultural organizations in the Tehachapi Valley to provide facilities and support for community art events and to explore other opportunities for jointly providing cultural arts activities for the community.

11) Continue the regularly scheduled meetings with the Sports Groups to ensure equitable access to facilities for all groups, to resolve conflicts between groups, and to solicit input from the sports groups on proposed changes to fees and facilities.

12) Continue to recruit independent contract instructors to work on a percentage of class fee basis to deliver life-long learning programs, self-improvement classes, fitness programs and general recreation classes.

13) Continue to monitor and coordinate agreements with commercial recreation providers such as Martial Arts Studios, Bowling Center Developers, Dance Studios, RV/Campground Operators, etc. to meet programming demand.

14) Monitor all agreements and review on an annual basis during budget development in order to eliminate unnecessary or entitled partnerships that no longer serve a purpose or meet the District’s vision and mission for recreation and park services, so as to free up resources that could be used for new activities or programs.

**Goal 12: Engage the community to increase public awareness, interest and support of TVRPD programs and facilities.**

**Recommendation: Consider pursuing the following new partnerships and possible concessions.**

***Ollie Mountain Skate Park***

Consider soliciting proposals for a concessionaire to provide and operate a modular snack bar/pro shop on site.

***Inline Hockey Rink (Currently owned by TUSD and not operated by TVRPD)***

This facility is in poor shape and is currently designed for a single purpose program of in-line roller hockey. The site has the potential to be replaced with a multi-purpose outdoor arena that could program in-line hockey, box lacrosse, “Five-a-Side” youth/adult wall soccer, and



*Softball field at West Park*

outdoor fitness classes, such as, morning Tai Chi. Consider working with the in-line hockey group and negotiating a new agreement with the TUSD that would allow the TVRPD to solicit proposals from commercial operators to develop a “pay for play” multi-purpose outdoor arena to run leagues and host tournaments for in-line roller hockey, box lacrosse, “Five-a-Side” soccer and other arena sports.

### **Community Partnership Examples**

The outreach effort in Tehachapi indicated a strong desire for community volunteer opportunities and involvement in developing and maintaining TVRPD. Tapping into this community spirit requires setting up an organizational structure capable of recruiting volunteers and developing projects for them to do that help the District and provide the volunteer with a rewarding experience. The best example in the nation is the “Partnerships for Parks”, an innovative joint program of City Parks Foundation & NYC Parks Department.

Founded in 1995, this program helps New Yorkers work together to make neighborhood parks thrive. Ultimately, the project work supports a culture of collaboration among people and government that recognizes that parks are vital centers of community life.

This partnership program received the prestigious “Innovations in American Government Award in 2000” and is

called upon to share best practices with counterparts from cities, both large and small, all over the nation. Using the template developed by New York’s “Partnerships for Parks” to establish community partnership projects in the greater Tehachapi area, would allow the District to tap into the community spirit and desire to get involved so many residents said they wanted to do during the community input process.

Another example of a highly successful and award winning partnership is the one between Oregon City and its local high school. Since 2003, Oregon City High School has offered an advanced construction class that works on projects throughout the City – particularly at local parks – during class time, after school and on weekends.

Students have helped build or refurbish city park bridges and walkways, volleyball courts, stairs at the municipal pool, and an outdoor event center.

The program teaches students new skills and helps them give back to the community as they participate in every stage of the construction process. A teacher guides them in planning the concept and design, creating models of the proposed project, developing a business plan, and leading on-site implementation in partnership with contractors.



*New York City Partnership for Parks program.*

In addition to obtaining in-kind donations from local architects and engineers, students apply for grant funds to pay for materials and conduct presentations to potential donors, city staff and the Parks and Recreation Advisory Committee. Project ideas originate from both the parks department and students who choose one major project to complete each year.

## 7.6 PROGRAM OFFERINGS

**GOAL 13: Broaden direct programming and help facilitate partner program offerings for youth.**

**Recommendation: Establish dedicated programs for teens focusing on creative and performing arts, social activities, mentoring and education enhancement, extreme sports activities and media/computer labs.**

Addressing the needs of teens, especially middle and high school ages was a consistent theme throughout the public input process. Organized programs provide safe places for teens, reduce the incidents of juvenile crime, and encourage youth involvement in interacting in community life.

TVRPD has a number of challenges in dealing with delivering services to teens. They include the fact that the youth population is spread out over a large area of the District and facilities are mainly centralized within the Tehachapi city limits; and, the

median income of families with teens is in a range that provides very limited discretionary money for teens to pursue recreational pursuits.

This age group is still considered at risk and one of the most important age groups to address in terms of programming and services. Promoting healthy lifestyles and positive experiences that create lifelong skills and self-esteem are important.

Emphasis for services needs to be primarily on academic support, health and wellness, mentoring with an emphasis on college, career and job preparation, as well as civic and volunteer involvement. The following actions should be undertaken to address these issues:

Work closely with the educational community to monitor youth through the California Healthy Kids Surveys conducted every two years. Utilize data to align recreation programs to address any issues identified in this survey.

Explore, expand and establish opportunities for youth to participate in the ongoing identification, development and delivery of programs, services and events.

Expand programming to provide targeted volunteer opportunities for this age group to support the park system and gain experience and self-esteem through the feeling of accomplishment.



Strengthen existing or facilitate the development of a District youth employment program that utilizes teen interns in delivery of programs and supervision of facilities.

Pursue the creation of “alternative” sports programming that is of interest to youth in this age group. Examples noted in the focus group included wall soccer, box lacrosse, and in-line skating.

Explore and work with City and County officials to propose commercial and retail developments to include venues where middle and high school teens like to connect to friends such as movie theatres and bowling centers, etc.

Consider “Teen Nights” at the roller hockey arena with music, entertainment and food.

Increase the contract class offerings for teens in the area of creative arts, like singing, dancing, acting, media, film making, and music production classes.

Explore the possibility of including a dedicated “Teen Wing” that would include a dance studio, a music room, a media/computer lab, multi-purpose room for social events, counseling rooms, outdoor activity area, and a gymnasium and food concession area within the plans for a new community center.

Before proceeding with any capital project to develop facilities for

teen programs, the District should establish a “Teen Center Advisory Committee” to help the TVRPD work through various options and to advise on the amenities and programs that should ultimately be included in development of a facility for teens.



*Above: The Tehachapi Railroad Depot Museum ([www.tehachapinews.com](http://www.tehachapinews.com))*

**GOAL 14: Address the growing demand for senior programs and services.**

**Recommendation: Seek to offer programs specifically geared toward the growing senior population.**

Technology, living independence, education, health, self-improvement, social interaction and environmental concerns will dominate what the senior population will desire in choosing activities to participate in and services they will need in the next decade.

“The New Retirement Survey” released in 2010 by Merrill Lynch focused on how baby boomers, who are quickly approaching retirement age, will have a noticeable impact on all aspects of senior living, including housing. In fact, because baby boomers will fundamentally reinvent retirement by living longer and remaining engaged and employed beyond age 65, the impact will influence all trends in senior programs, social services, and community activities. The survey describes the “turning point”: 76% of boomers intend to keep working and earning after retiring from their current job and even exploring entirely new careers.

This desire to continue working is motivated by earnings and by a desire for “continued mental stimulation and challenge which will motivate them to stay in the game.” This finding provides additional

evidence of the need to provide for programs specifically geared toward the growing senior population.

The 2011 Mather LifeWays survey shows the demand among seniors for wellness offerings, including classes and recreation, are projected to grow 52% by 2020. The 2011 Mather LifeWays survey also shows that seniors are paying more attention to environmental considerations and want to get involved in “green” activities, such as efforts to preserve the environment, tree-planting programs, and producing locally grown food in community gardens.

26% of the greater Tehachapi area residents are over the age of 55, and this percentage is expected to increase in the next decade, so TVRPD needs to design its program offerings to meet the needs of its senior population if it wants to be successful in engaging the entire community in recreation and social programs.

During the master plan outreach process seniors who responded to the community survey said the programs they participated in most included exercise classes, swimming, walking/hiking, golf, arts and crafts, music, and reading.

Based on the data above, it is recommended that the TVRPD look for ways to expand programs specifically geared towards seniors in the areas of health/fitness (exercise

and fitness classes); technology (computer classes, digital cameras/ phone classes); green activities (tree planting, volunteer park improvement projects, community garden); special events (cultural events, health fairs, concerts); and, more lifelong learning and self-help classes (book club, arts and crafts, stop smoking classes, weight loss classes, etc.)

## 7.7 NATURAL AND CULTURAL ASSETS

### GOAL 15: Expand and improve multi-use trails systems.

#### Recommendation: Add more walking, hiking and biking trail opportunities.

One of the priorities identified in the community workshops was to add more walking, hiking and biking trail opportunities. A comprehensive multi-use trail system provides more than just recreational opportunities; it provides valuable links to civic, retail and education destinations. It offers community members an alternative form of transportation that can benefit them both economically and physically. The environmental impacts of increased walking, hiking and biking and decreased vehicle use are measurable benefits to the community. An expanded trail network also has economic development potential by offering tourists and other visitors a compelling reason to extend their visits by providing an accessible way to explore the beautiful, open landscape that exists within and around the community.

### *Provide a Multi-Use Trail System with Access Points and Connections*

It is recommended that a Trails Master Plan be developed and implemented in partnership with the TVRPD, City of Tehachapi, Kern County and in coordination with the Tehachapi Mountain Trails Association and the other special districts in the Tehachapi Valley. This Plan can be included in both City's General Plan and the Greater Tehachapi Area Specific and Community Plan, or it can be created as a stand alone document. The Plan should consider and possibly incorporate bikeways from the recently developed Bicycle Master Plan. The District should utilize this document for the planning of all future trails, connection points and related amenities.

Trail recommendations include the following:

- Enhance the local trail network in Tehachapi.
- Promote access to nearby wilderness and open space areas.
- Develop regional trail linkages
- Provide safe access.
- Provide access to parks and facilities.
- Provide access to public schools.
- Provide access to areas of interest.
- ADA compliant where feasible/ appropriate.
- Consider low impact development techniques.
- Design for maintenance efficiency.

**GOAL 16: Seek to preserve open space and the rural environment. Recommendation: Provide future access to Jamison Mountain Park and develop trails and possibly campgrounds, but keep the overall area open space.**

The preservation of the rural environment and surrounding mountain areas of the Tehachapi Valley was a high priority in the list of things the community wanted TVRPD to focus on in the future. TVRPD has secured the 60 acre Jamison Mountain Park site which is currently undeveloped with no public access. The strategy for this site, at some point in the future, should be to provide access and develop trails and possibly campgrounds, but keeping the site largely open space.

**GOAL 17: Look for opportunities to acquire additional open space parks, but not at the expense of local parkland types**

**Recommendation: Look for land donation opportunities and use incentives to accomplish this.** TVRPD's funding is limited and its first priority for land acquisition should be for neighborhood and community parks. If the opportunity to accept the donation of open space land arises, then the District should accept those donations and land bank the property to preserve it.

TVRPD can take the lead in pursuing land donations by networking with property owners and offering tax benefits for land donations; however,

the District should pursue a strategy of working with Kern County and the State of California to see if land acquired to preserve open space and the rural environment can be transferred to one of those agencies for regional park purposes. The District may even be able to negotiate in-kind help with neighborhood and community park development in exchange for regional park property transfer to the County or State.

Another strategy should be to work with the utilities and flood control people to use utility right of way and flood control channels for trail purposes and greenbelts that would help preserve green space and provide recreational uses of what otherwise might be considered unsightly areas.

The Brite Lake Recreation Area is a precious resource for open space and rural environment. The District should continue to nurture its relationship with the Tehachapi Cummings County Water District and continue securing a long term lease to operate and maintain the Brite Lake Recreation Area to insure this property remains available for park and recreation purposes and preserves the lake and open space.

There is also significant open space within the Golden Hills Community Service District, including the site of the former Golden Hills Golf Course and at a second site, the canyon area located near the golf course. In

particular the canyon has potential for a variety of passive recreation uses, especially trails for hiking and biking.

**GOAL 18: Build on arts and culture of the community**

**Recommendation: Consider Developing a Greater Tehachapi Area Cultural Partnership**

The greater Tehachapi area has a wealth of local talent in the arts, which was brought out in the community outreach effort. During the community outreach it was stated over and over that Tehachapi residents understand that the quality of life and economic prosperity in the greater Tehachapi area are linked and is best built on community assets and by developing its cultural assets. People take such factors as a sense of place, local character and diversity of amenities into account when making decisions on where to live and carry on business. Culture is one of the key building blocks of a healthy and sustainable community. The creation of a TVRPD Cultural Strategy and consequent development of a Greater Tehachapi Area Cultural Partnership is the first step towards integrating culture into all aspects of community planning and development.

The benefits of developing a TVRPD Cultural Strategy to form a GTA Cultural Partnership include:

- Creation and implementation of local cultural programs that attract residents and visitors alike.
- Recognition of TVRPD's culturally rich community.
- Creative enhancement of natural resources.
- Better coordination of fragmented community groups and cultural groups now working in isolation.
- Rejuvenation of community pride and spirit.
- Economic development through Cultural businesses and jobs.
- Enriching the education of youth.
- Population retention by building "A Sense of Place."



*Above: High school and elementary school student volunteers (www.tehachapinews.com)*

By developing a Greater Tehachapi Area Cultural Partnership that includes the areas performing and visual arts groups, historical groups, natural resources supporters, public agencies, schools, business community, and individual artists, the TVRPD could be the lead agency in preserving and enhancing Tehachapi's cultural resources leading to accomplishing the benefits listed above.

Consequently, it is recommended TVRPD take the lead to meet with all of these groups and begin the process of seeking funding for a TVRPD Cultural Strategy that would outline the steps and organization structure to initiate a Greater Tehachapi Area Cultural Partnership.

## 7.8 COMMUNITY SPIRIT

### GOAL 19: Encourage community volunteers.

**Recommendation:** In addition to pursuing community partnership programs discussed in section 7.5, use the following policies and strategies to enhance the TVRPD's volunteer programs.

Volunteers provide support to TVRPD programs and activities and training opportunities for future employees. Residents have come together in the past to volunteer their time to create recreational opportunities for the community. This community spirit should be embraced and encouraged. General strategies for encouraging community volunteers are as follows:

- Develop a program outlining effective training and use of volunteers.
- Continue to provide a range of volunteer opportunities for people and organizations that want to share their time, energy, and resources to improve recreation programs and parks.
- Evaluate the need to coordinate volunteer management across programs and services.
- Develop a database to organize volunteer contact information and volunteer history.
- Develop consistent volunteer orientation and/or training programs to be implemented prior to volunteer activities.
- Expand the existing volunteer recognition program to fully recognize the contributions of individuals and groups.
- Create a department-wide strategy for youth volunteering, including service learning projects.
- Evaluate opportunities, where legally appropriate, to provide more volunteer experiences for adults who have the skills and resources to engage with youth.

### GOAL 20: Engage community.

**Recommendation:** Use the following marketing and communication strategies to make the community more informed of TVRPD's mission, programs, and facilities.

Marketing TVRPD programs and activities and informing the community of what is available to them should be a priority for staff and budget resources. No matter how great an instructor or program

is or how healthy an activity can be for residents, if they don't know it's available they can't take advantage of it.

Traditional methods of promoting programs and activities, such as, news releases, flyers, posters, banners and activity guides are being replaced by social media connectivity. For example, it may be a better use of financial resources to spend on promoting the Districts web site, Facebook and Twitter accounts to keep the public informed instead of spending advertising dollars on promoting individual programs and events with flyers and posters.

### *Marketing and Communications to Improve Public Awareness*

The strategies for marketing and communication expenditures should be:

- To promote the TVRPD's facilities, programs and services.
- To increase participation each program session.
- To discover new customers.
- To build awareness.

When considering on how to spend advertising and marketing dollars the District should make sure the vehicle used to advertise or market the District will accomplish one or more of these goals.

### *Promoting TVRPD's Facilities, Programs and Services*

Effectively communicating recreation and park services to the District's target audiences requires a strategic

communications plan. Maintaining data bases of people who use District programs and identifying people who do not use the District's facilities and programs is the bases for developing the communications plan.

Defining target markets for the facilities, programs and events the District provides and determining the best way to communicate to those markets is the next step in developing the communications plan.

Finally, the development and implementation of the plan should be assigned to the Program Manger as his or her responsibility. They in turn should involve all District staff in getting feedback and modifying the plan to enhance meeting the above goals for marketing and communication to the public.

General strategies for a communications and promotion plan include:

- Encouraging innovative marketing activities that keep traditional patrons engage and attract new ones.
- Ensure that all facilities have information available about district offerings through signage, brochures, catalogs, and flyers.
- Developing and distributing maps of park trails through the activity center, points of interest, educational centers, and the District's website.
- Partnering with the City, non-profits, and local service clubs to post signage and distribute brochures with District

program information.

- Developing a relationship with the local media, including newspapers, blogs, websites, radio, and television to do public service announcements and editorials informing the public of TVRPD activities available to them.
- Seek opportunities to communicate with and reach youth through local schools and social networking sites.
- Use data bases to send e-blast notices to all registered participants and those patrons who have provided email addresses on weekly happenings in the TVRPD.
- Improve the District's website in both style and content to provide broader and more effective communication by continuing to make the website inclusive, user friendly, and easily searchable.
- Continue to expand online registration capabilities and participant feedback capabilities through the District's website.
- Regularly update capital project status, introduction and background of staff and contract instructors and actions of the District's board on the website.
- Use direct mail questionnaires and surveys on an annual basis to ask the community what programs and activities they would like to see offered through the TVRPD and what park improvements would get them to use TVRPD facilities. Direct mail feedback is the only reliable way to reach non-users of District facilities and programs and to engage their interest.



*Social networking through Facebook.*

### Branding and Image

Developing a brand and an image is a major initiative and requires that the District consistently delivers on the brand at all points of contact. Developing the TVRPD brand and image will require an integrated marketing strategy that consistently conveys the brand. The District has already created its own logo as the primary marketing brand for advertising throughout the community. They also plan to integrate the California Park and Recreation Society (CPRS) branding program for “Parks Make Life Better” where appropriate.

The District’s marketing budget should be weighted toward the beginning of program sessions for fall/winter, spring and summer. Consumer advertising to attract regional markets and enhance visitation and participation at the campgrounds and for special events should be placed in late spring early summer media vehicles, while online advertising should be continuous throughout the year.

The branding image TVRPD should pursue is that of a destination area with scenic, natural and cultural landscape with experiences that encompass overnight camping, outdoor recreation as a day visitor, spending time with family and getting away from life’s usual demands.

This strategy will emphasize the positive attitudes and images about


Tehachapi expressed during the community outreach for the master plan. The use of logos and taglines expressing this image in all TVRPD marketing and communications will reinforce the TVRPD brand and lead to better consumer awareness.

### Customer Service Standards

Staff should strive for excellence in their relationships with patrons. The District administrative team should continually communicate to all staff that they are ambassadors for TVRPD. Management should also provide staff training in customer service for all new employees and contract workers. Staff training should include determining appropriate responses to challenging situations and dynamics. Staff should also be trained in how to respond to Non-English speaking community members. Good customer service is also being aware of the special needs of people with disabilities and creating opportunities for their inclusion in District programs. Finally, management should identify employees who are multilingual and are willing to serve as translation resources.

The following are general strategies for creating excellent customer service standards:

- Clearly identify appropriate channels for the public to obtain information and provide feedback, opinions, and perspectives.
- Establish avenues for “open door” public communication, including designating a comments email



Current TVRPD logo.



Marketing graphics used for TVRPD events.



address, phone line, mail address, web form, and paper form at each facility.

- Update Parks and Recreation Frequently Asked Questions for posting to the website.
- Assess and identify needed improvements to telephone customer service protocols.
- Develop and implement a two-way communication policy for TVRPD to acknowledge and respond to all customer comments.
- Assess internal policies, procedures, common practices, and behaviors to ensure they result in excellent customer service.
- Clearly communicate response timelines and who is responsible for responding to public requests for information.
- Identify how other organizations deliver information in non-traditional and creative ways and best practice approaches.
- Build public engagement and customer service duties and expectations into employee job descriptions and contractor agreements.
- Increase awareness and consistency in public engagement activities by maintaining a user friendly master calendar for internal and external use.
- Do follow up publicity to share TVRPD success stories which identifies the people involved and the benefits to the community.

## 7.9 SUMMARY

The goals and recommendations in this chapter provide ways for TVRPD to address park deficits, in terms of meeting the guidelines for parkland acreage; the maintenance of parks to increase their ability to better handle their capacity for use; the ideal organization structure to deliver quality services; strategies and examples of how to develop stronger partnerships; ways to broaden program offerings; ways to take advantage of cultural and natural assets, and strategies to capitalize on community spirit.


Chapter 8 addresses the financial costs and resources it will take to implement the recommendations, the priorities for capital improvements, and the funding methods TVRPD can consider to accomplish the recommendations it wishes to pursue.

financial plan & capitol  
improvement program

---

CHAPTER EIGHT





# financial plan & capital improvement program

## OVERVIEW

This chapter provides strategies and recommendations for funding capital improvements. It also contains financial options for funding ongoing operations and programs. The following sections are included in this chapter:

- 8.1 Introduction
- 8.2 Background
- 8.3 Financial Plan
- 8.4 Capital Improvement Program
- 8.5 Summary

## 8.1 INTRODUCTION

This section addresses the recommended financial policies and action strategies for TVRPD to pursue to develop the funding and revenue sources necessary to provide the desired level of programs and facilities to its residents and visitors that will result in meeting the community expectations derived from the Needs Assessment Report.

In addition to general best practices financial policies the District should follow, this chapter also contains a “20 Year Capital Improvement Program” with recommendations and costs for existing parks and facilities and new facility recommendations.

Finally, this chapter contains specific action items for funding the master recommendations.

## 8.2 BACKGROUND

For the last two decades the Tehachapi Valley Recreation and Park District has struggled to find the funding to maintain its parks and facilities and deliver programs and services at a level desired by residents in the community. Financial struggles have resulted in deferred maintenance items and difficulty in delivering new programs.

Making a concentrated effort to develop new sources of revenue will be important to retain qualified



*Top: Swing set at Meadowbrook Park*

*Bottom: Monument sign at Philip Marx Central Park*

staff, address deferred maintenance issues and meet the program needs for the future.

Seeking funding for needed capital improvements, additions to existing parks, and the acquisition of more local parks to meet its park standard goals will also be important in order to deliver a successful park and recreation system.

The TVRPD was originally established to be the provider of recreation and park services in the Tehachapi Valley. This core mission is still valid today and the key to meeting this mission is to find the funding necessary to implement this mission at a level that will keep people from seeking alternatives to the TVRPD for recreation and park services.

As part of the analysis process, the MIG project team looked at possible

alternatives for keeping the TVRPD as the provider of choice for recreation and park services. The alternatives looked at, but not recommended, included:

1. Divesting the park assets and maintenance responsibilities of TVRPD and having the District provide recreation services only, while the City of Tehachapi owned and maintained all parks within its boundaries and Kern County owned and maintained all parks in unincorporated areas.
2. Having the TVRPD contract out all recreation and park services and just remain a contract agency with administrative staff only to administer the contracts.
3. Dissolving the TVRPD and returning the tax income to the City and County for them to provide park and recreation services within their respective boundaries.

While an in depth financial analysis and pro-forma was not conducted on each of the alternatives (which is beyond the scope of MIG's contract), the MIG project team looked at the probable Level of Service that would be provided under each alternative and concluded that none of the alternatives would result in additional resources for delivery of park and recreation services and the estimated LOS for the Tehachapi Valley overall



*Picnic Pavilion at Brite Lake*

would be less than it is currently under the TVRPD.

With regards to Option 1 - District becomes a Recreation District Only and turns parks and facilities operation and maintenance over to another agency, we talked to the city and county and neither said they had the resources or the desire to take over the parks and facility maintenance. Both city and county maintenance staff salaries and overhead were higher than the Districts (at that time), so it would actually cost more for those agencies to take over the maintenance and operations than it was costing the District and if the District turned over the percentage of tax amount it currently spends on maintenance and operations, the level of service would actually go down if the city or county took it over and did not increase the spending for maintenance, the city or county would have to pick up more costs, so the overall effect to the tax payer is increased costs. Consequently, it was opinion that this option is not a good option to pursue.

Under Option 2 -TVRPD becomes a contract agency with administrative staff only, contracting out all maintenance and program services. While this approach eliminates personnel costs for maintenance and program staff, it would take a minimum of 4 full-time positions (Manager, accountant, contract

compliance officer and secretary) to develop, administer and oversee the various landscape maintenance, facility maintenance, and program contractors to provide the same level of service.

To keep programs and use of facilities affordable to the community the District would have to subsidize contracts to cover the difference between the contractors cost and profit margin and the fees the community can afford to pay; consequently, any cost savings the District would make by laying off all maintenance and program staff would be negated by the subsidies it would have to provide to keep the programs affordable.

In addition, contractors would not be as flexible or responsive as District employees to change or substitute their scope of work to meet the needs of the community organizations changing schedules, special events, and changes in participation rates.

Finally, we don't believe there is one public agency that the District could contract out all maintenance, operations and programming to, so there would have to be multiple private contractors, and possibly other public agencies, so the administration of contracts will require the same or even greater level of administration than the current operations.

Under Option 3 - Complete dissolution of the District and turning

the tax increment back to the City and County. First, the city and county indicated they do not want to get into the business of providing local parks and recreation services and taking over the ownership and maintenance of the District's facilities, so they would not support the dissolution of the District. Second, even if they would provide recreation and park services, we do not believe there would be a cost savings or an increase in the service levels if the city and county divided up the District's facilities and tried to operate them. However, we did not do a complete financial pro-forma, so this is a subjective opinion. Dissolution of the District would more than likely result in a reduction or even elimination of programs and facilities because it is doubtful the city or county can provide the same level of service with the same tax increment the District receives.

If the TVRPD is unwilling or unable to implement the funding and financial recommendations and strategies contained herein, then one or more of the alternative delivery systems could be studied in more depth to determine if any are financially sustainable as an option.

If the TVRPD Board of Directors feels they no longer want to continue on their own, it could form a Joint Powers Agreement with other agencies, such as the Golden Hills Community Services District, City,

or other providers in the area, and develop a master association. This association would be responsible for delivering parks and recreation services to the Tehachapi area. Pursuing this would take further study and analysis.

### **8.3 FINANCIAL PLAN**

#### **Financial Goal**

It is the Tehachapi Valley Recreation and Park District's goal to be financially sustainable by operating in a transparent manner, efficiently as possible, and to be accountable for the public funds and private support it receives to deliver a quality recreation and parks system.

To attain this goal the District should seek to implement the following financial policies:

- Annually adopt and continually monitor a budget that is consistent with the District's mission.
- Continually update fee schedules and seek cost recovery wherever possible.
- Incorporate cost efficient practices.
- Follow established bidding and purchasing procedures.
- Look at new ways of developing revenue for ongoing operations and improvements to existing assets.

#### **Financial Objectives**

The following are general objectives

the District should implement to accomplish the above goal and policies:

**1) Future Park Acquisition and Development** - Continue to require developers of residential subdivisions to provide land or in-lieu fees based on the TVRPD’s standard formula of 3 acres per 1,000 projected residents for local park purposes and that the fee per acre include the current market cost of land, infrastructure improvements and the cost of providing typical neighborhood facilities. The Park-In-Lieu Fees should be reviewed at least every three years to make sure they are kept current.

**2) Identify New Sources of Revenue for the Park Fund**

- a. Continue and expand mechanisms by which the District may accept gifts and dedications of parks, open space and facilities.
- b. Consider using District property to generate revenue from advertising and naming rights opportunities that may be identified at a future date for park development and maintenance.
- c. Consider a policy to annually transfer a specified amount of tax revenue annually to the Park Fund from the General Fund to address deferred maintenance

**Capital Improvement Program**

| Meadowbrook Park                  |                    |                            |
|-----------------------------------|--------------------|----------------------------|
| Tier I                            |                    |                            |
| Project                           | Estimated Cost     | Recommended Funding Source |
| Upgrade Turf Irrigation           | \$75,000           | General Fund               |
| Rehabilitation of Outfield Turf   | \$30,000           | General Fund               |
| Replace Existing Water Fountain   | \$3,000            | General Fund               |
| Rehabilitation of Parking Lot     | \$40,000           | General Fund               |
| <b>TOTAL TIER I</b>               | <b>\$148,000</b>   |                            |
| Tier II                           |                    |                            |
| Children’s Play Area Improvements | \$175,000          | Part of Bond Package       |
| ADA Access Improvements           | \$60,000           | CDBG Grant                 |
| New Digital Scoreboard            | \$80,000           | Donation/Sponsor           |
| <b>TOTAL TIER II</b>              | <b>\$315,000</b>   |                            |
| Tier III                          |                    |                            |
| Add Two Drinking Fountains        | \$12,000           | Park Fund                  |
| Additional Concrete Walkways      | \$225,000          | Part of Bond Package       |
| Frisbee Golf Course               | \$50,000           | Health & Fitness Grant     |
| Par Exercise Course               | \$40,000           | Health & Fitness Grant     |
| Splash Pad                        | \$225,000          | Part of Bond Package       |
| <b>TOTAL TIER III</b>             | <b>\$552,000</b>   |                            |
| <b>TOTAL SITE COST</b>            | <b>\$1,015,000</b> |                            |

| Meadowbrook Park - Dog Park   |                  |                                |
|---|------------------|--------------------------------|
| Tier I  |                  |                                |
| Project   | Estimated Cost   | Recommended Funding Source     |
| Add Two Shade Structures with Benches                               | \$25,000         | General Fund                   |
| Add Drinking Fountain with Doggie Bowl                              | \$15,000         | Donation/Sponsor               |
| Add Additional Trees and Landscaping                                | \$20,000         | General Fund                   |
| <b>TOTAL TIER I</b>   | <b>\$60,000</b>  |                                |
| Tier II   |                  |                                |
| Replace Existing Fencing with Powered Coated Green Chain Link Fence | \$30,000         | General Fund                   |
| <b>TOTAL TIER II</b>  | <b>\$30,000</b>  |                                |
| Tier III  |                  |                                |
| Replace Existing Surface with Porous Turf Block                     | \$55,000         | Park Fund/Sponsor Fund Raising |
| <b>TOTAL TIER III</b>   | <b>\$55,000</b>  |                                |
| <b>TOTAL SITE COST</b>  | <b>\$145,000</b> |                                |



projects recommended for the Park Fund in the Capital Improvement Program. This would require an increase in the District’s property tax base in order not to impact the District’s ongoing operations.

- d. Consider the use of Revenue Bonds and Park Bonds with a voter approved assessment to fund specific facilities that would serve the entire District.

**3) Cost Effective Measures -**

When remodeling or adding to recreational facilities, make sure the improvements are functional and are designed for cost effective maintenance and are energy efficient.

**4) Development Partnerships -**

Establish agreements wherever possible between the District and other public agencies for the purpose of development, operation, use, and maintenance of recreation facilities. (See Chapter 7 for recommended options)

**5) Risk and Liability -** Plan recreational facilities to limit liability to the District and to protect the health and safety of citizens utilizing those facilities.

**6) Staffing Levels -** Recognize that proposed new parks, facilities and programs will require additional staffing for maintenance and operations, and that additional funding will then be needed to cover

**Capital Improvement Program (Cont.)**

| Phillip Marx’s Central Park             |                  |                                |
|---|------------------|--------------------------------|
| Tier I                                  |                  |                                |
| Project                                 | Estimated Cost   | Recommended Funding Source     |
| Rehabilitation of group picnic pavilion | \$25,000         | General Fund                   |
| Repair drinking fountain                | \$3,000          | General Fund                   |
| Refurbish children’s play areas         | \$50,000         | General Fund                   |
| <b>TOTAL TIER I</b>                     | <b>\$78,000</b>  |                                |
| Tier II                                 |                  |                                |
| Remodel & improve Scout Hut             | \$100,000        | Part of Bond Package           |
| <b>TOTAL TIER II</b>                    | <b>\$100,000</b> |                                |
| Tier III                                |                  |                                |
| Add amphitheater shell with stage       | \$125,000        | Park Fund/Sponsor/Fund Raising |
| Add two new drinking fountains          | \$15,000         | General Fund                   |
| <b>TOTAL TIER III</b>                   | <b>\$140,000</b> |                                |
| <b>TOTAL SITE COST</b>                  | <b>\$318,000</b> |                                |

| West Park                        |                  |                            |
|----------------------------------|------------------|----------------------------|
| Tier I                           |                  |                            |
| Project                          | Estimated Cost   | Recommended Funding Source |
| Rehabilitate parking lot         | \$140,000        | General Fund               |
| Improve dugouts                  | \$20,000         | General Fund               |
| Resurface basketball court       | \$25,000         | General Fund               |
| <b>TOTAL TIER I</b>              | <b>\$185,000</b> |                            |
| Tier II                          |                  |                            |
| Add 10 additional parking spaces | \$50,000         | General Fund               |
| <b>TOTAL TIER II</b>             | <b>\$50,000</b>  |                            |
| Tier III                         |                  |                            |
| Add new permanent restrooms      | \$250,000        | General Fund               |
| Add new sports field lighting    | \$250,000        | Energy Grant/Fund Raising  |
| <b>TOTAL TIER III</b>            | <b>\$500,000</b> |                            |
| <b>TOTAL SITE COST</b>           | <b>\$735,000</b> |                            |

staff costs generated by this expansion.

### 8.4 CAPITAL IMPROVEMENT PROGRAM

The Recreation and Park Master Plan recommended facility improvements will be implemented as opportunity arises and funding becomes available. Funding for these projects may take the form of park in-lieu fees (Quimby Act Park Fund), general fund, donations, grants, a voter-approved bond measure, or a combination of these.

Quimby Act Funds (Park Fund) and general tax revenue to the District may be insufficient to implement the recommended improvements and park additions contained in the proposed Capital Improvement Program (Table 7.1) to meet anticipated demands. Other funding sources will have to be identified in order to address the recommendations.

Projects such as the proposed Elijah Morris Community Park development, recommended Dye Natatorium improvements and the rehabilitation of Meadowbrook Park are likely to have the highest appeal to residents and potential donors. The District may want to consider proceeding with conceptual designs to confirm project scope and budget, develop focused materials for project promotion and fundraising, and assess the community's willingness to approve some kind of park bond to

### Capital Improvement Program (Cont.)

| West Park Gymnasium      |                  |                                |
|--------------------------|------------------|--------------------------------|
| Tier I                   |                  |                                |
| Project                  | Estimated Cost   | Recommended Funding Source     |
| Refurbish gym floor      | \$25,000         | Park Fund/Sponsor/Fund Raising |
| <b>TOTAL TIER I</b>      | <b>\$25,000</b>  |                                |
| Tier II                  |                  |                                |
| Add new air conditioning | \$35,000         | Energy Grant/Fund Raising      |
| <b>TOTAL TIER II</b>     | <b>\$35,000</b>  |                                |
| Tier III                 |                  |                                |
| ADA improvements         | \$55,000         | CDGB Grant                     |
| <b>TOTAL TIER III</b>    | <b>\$55,000</b>  |                                |
| <b>TOTAL SITE COST</b>   | <b>\$115,000</b> |                                |

| Dye Natatorium              |                  |                                |
|-----------------------------|------------------|--------------------------------|
| Tier I                      |                  |                                |
| Project                     | Estimated Cost   | Recommended Funding Source     |
| Tier II                     |                  |                                |
| Increase spectator seating  | \$10,000         | General Fund                   |
| <b>TOTAL TIER II</b>        | <b>\$10,000</b>  |                                |
| Tier III                    |                  |                                |
| Multipurpose room expansion | \$150,000        | Part of Bond Package           |
| Additional storage space    | \$15,000         | General Fund                   |
| Add outdoor pool complex    | \$750,000        | Park Fund/Sponsor/Fund Raising |
| <b>TOTAL TIER III</b>       | <b>\$915,000</b> |                                |
| <b>TOTAL SITE COST</b>      | <b>\$925,000</b> |                                |

complete these projects.

Park-in-lieu fees (Quimby Fees) are intended to be spent to provide park space to serve the populations in the subdivisions in which they are collected. The Park Fund may be used to develop new parks, or improvements to existing park and recreational facilities that serve the areas where the fees were collected.

The following recommended Capital Improvement Program (CIP) is meant to be a long range strategy for doing improvements to existing parks and developing new facilities within the District. The sites and projects listed in the CIP come from the facility recommendations in Chapter 7. They are divided into three tiers that correspond to the categories used in Chapter 7 to separate recommendations into those that are maintenance or deferred maintenance related; those that are recommended for improving programming; and those that are additions to existing sites or are new park developments.

The cost estimates shown are not engineering estimates of labor and materials costs from plans and specifications. Estimates are derived from data published in July 2012 from the United States

Office of Construction and Facilities Management (Los Angeles Area) pertaining to construction costs

### Capital Improvement Program (Cont.)

| Brite Lake Recreation Area               |                    |                                |
|--|--------------------|--------------------------------|
| Tier I                                   |                    |                                |
| Project                                  | Estimated Cost     | Recommended Funding Source     |
| Improvements to existing hook-ups        | \$75,000           | General Fund                   |
| Remodel & expand restroom/showers        | \$110,000          | Facility Surcharge             |
| <b>TOTAL TIER I</b>                      | <b>\$185,000</b>   |                                |
| Tier II                                  |                    |                                |
| Expand multi-purpose trails              | \$300,000          | Trails Grant                   |
| Improve ADA access and parking areas     | \$50,000           | CDBG Grant                     |
| <b>TOTAL TIER II</b>                     | <b>\$350,000</b>   |                                |
| Tier III                                 |                    |                                |
| Create large group site                  | \$200,000          | Park Fund/Sponsor/Fund Raising |
| New facility for arts and crafts         | \$500,000          | Part of Bond Package           |
| Refurbish & expand children's play areas | \$150,000          | General Fund                   |
| Add 6 new shade structures               | \$120,000          | General Fund/Fund Raising      |
| <b>TOTAL TIER III</b>                    | <b>\$970,000</b>   |                                |
| <b>TOTAL SITE COST</b>                   | <b>\$1,505,000</b> |                                |

| Ollie Mountain Skate Park              |                    |                            |
|--|--------------------|----------------------------|
| Tier I                                 |                    |                            |
| Project                                | Estimated Cost     | Recommended Funding Source |
| Modular restroom                       | \$75,000           | General Fund               |
| <b>TOTAL TIER I</b>                    | <b>\$75,000</b>    |                            |
| Tier II                                |                    |                            |
| Spectator seating improvements         | \$35,000           | General Fund               |
| Two new drinking fountains             | \$12,000           | General Fund/Fund Raising  |
| <b>TOTAL TIER II</b>                   | <b>\$47,000</b>    |                            |
| Tier III                               |                    |                            |
| Reconfigure into two concrete sections | \$800,000          | Sponsor/Naming Rights      |
| Modular snack bar/pro shop             | \$80,000           | Concession                 |
| <b>TOTAL TIER III</b>                  | <b>\$880,000</b>   |                            |
| <b>TOTAL SITE COST</b>                 | <b>\$1,002,000</b> |                            |

during 2006 thru 2011 for the typical types of public facilities as shown in the CIP. Estimates include site preparation, grading, mobilization and set-up. However, these estimates do not include the costs of infrastructure, such as roads, curbs, sidewalks, sewer and water, at the site of a new or improved park. Such costs could be substantial if they are included in park development costs, rather than having future development projects pay for the necessary infrastructure improvements. Finally, the estimates do not include financing costs, if any.

The cost to comply with the American Disabilities Act (ADA) are not included in the CIP cost estimates. ADA compliance costs depend on multiple factors particular to each park and facility. Determining these costs requires the development of a separate ADA Compliance Report.

Actual costs may vary significantly depending on final design, types of materials used and current market conditions at time of construction. Estimates are intended to be used for budgeting purposes to set priorities and to determine possible construction phasing.

The funding sources listed are suggestions, and may or may not be the actual funding used when and if the District proceeds with the projects. They should be considered guidelines or potential funding

### Capital Improvement Program (Cont.)

| Elijah Morris Park Development |                    |                            |
|--------------------------------|--------------------|----------------------------|
| Project                        | Estimated Cost     | Recommended Funding Source |
| <b>Tier III</b>                |                    |                            |
| 10,000 sq.ft. community center | \$4,000,000        | Part of Bond Package       |
| Lighted sports fields          | \$2,000,000        | Part of Bond Package       |
| Passive turf picnic area       | \$275,000          | Part of Bond Package       |
| Children's play areas          | \$500,000          | Part of Bond Package       |
| Two lighted basketball courts  | \$300,000          | Part of Bond Package       |
| Perimeter walking path         | \$150,000          | Part of Bond Package       |
| Park restrooms                 | \$350,000          | Part of Bond Package       |
| Parking lots                   | \$750,000          | Part of Bond Package       |
| <b>TOTAL TIER III</b>          | <b>\$8,325,000</b> |                            |
| <b>TOTAL SITE COST</b>         | <b>\$8,325,000</b> |                            |

| Inline Hockey Rink (Not owned or operated by TVRPD) |                  |   |
|---|------------------|---|
| Project   | Estimated Cost   | Recommended Funding Source                  |
| <b>Tier III</b>                                     |                  |   |
| Replace with multi-sport outdoor arena              | \$500,000        | Sponsor/Naming Rights/<br>Retail Concession |
| <b>Total Tier III</b>                               | <b>\$500,000</b> |   |
| <b>TOTAL SITE COST</b>                              | <b>\$500,000</b> |   |

| TOTAL ESTIMATED FOR ALL SITES & PROJECTS |                  |                  |                     |                           |
|--|------------------|------------------|---------------------|---------------------------|
| Recommended Funding Options to Pursue    | Tier I Projects  | Tier II Projects | Tier III Projects   | Totals by Funding Options |
| TVRPD General Fund                       | \$606,000        | \$137,000        | \$550,000           | \$1,293,000               |
| TVRPD Park Fund                          | \$25,000         | \$0              | \$1,142,000         | \$1,167,000               |
| Future Park Bond                         | \$0              | \$275,000        | \$9,425,000         | \$9,700,000               |
| Sponsors/<br>Concessions                 | \$15,000         | \$0              | \$1,380,000         | \$1,395,000               |
| Potential Grants                         | \$0              | \$445,000        | \$395,000           | \$840,000                 |
| Fees/Surcharges                          | \$110,000        | \$0              | \$0                 | \$110,000                 |
| <b>TOTAL BY TIER</b>                     | <b>\$756,000</b> | <b>\$857,000</b> | <b>\$12,892,000</b> |                           |
| <b>TOTAL ALL PROJECTS</b>                |                  |                  |                     | <b>\$14,505,000</b>       |

sources the District may pursue, but does not have to actually use, when seeking funding to implement the CIP projects.

Generally speaking, priorities for spending dollars on capital improvements should first be for maintenance or deferred maintenance projects (Tier I) in order to maintain existing facilities in a safe and usable condition. Second priority (Tier II) should be for improvements that increase the programming capability or enjoyment of participants at existing facilities. Finally, the third priority (Tier III) for CIP projects should be new additions to existing facilities or new park development projects.

However, specific funding sources, such as, grants, donations, possible concessions, specific project fund raising, etc. that can only be used for a certain project may cause the District to fund a Tier III project before a Tier I project if the opportunity arises.

Consequently, the recommended CIP should be viewed as a roadmap of what improvements and new additions are needed or desired and that the District may take different routes to get projects completed.

### **Capital Improvement Program Suggested Funding Sources**

**General Fund** - If the District is successful in getting a voter approved

additional tax assessment, then it should automatically set aside a portion of it each year to fund Tier I projects.

**Energy Grants** – Several recommended projects may qualify for Federal Stimulus funding through reducing energy consumption grants.

**Park Fund** – Quimby could fund eligible projects. The Park Fund is currently funded from park-in-lieu fees collected from new residential development projects, but additional revenue streams for the Park Fund should be developed.

These could include additional park impact fees (Development Impact Fees that are in addition to developer Quimby fees and are designed to provide improvements or add facilities to off-set the impact residential development has on the community recreation system, in addition to the Quimby fees for neighborhood impacts); dedicating future concession lease income to the Park Fund; and allocating a portion of a voter approved tax base increase to the Park Fund.

**Trail Grants** – There are several State and Federal trail grant programs depending on the type of trails being developed. Several of multipurpose trail expansion projects may be eligible for these grants.

*Scout Hut at Philip Marx Central Park*



**Donation/Sponsor** – The projects listed for this funding source are mostly special interest or special use projects that may have an organization that could support the project or a commercial sponsor interested in naming or advertising rights in exchange for funding the project.

**Fund Raising** – The projects listed as a suggestion for this funding source are good candidates for setting up a “Friends of Tehachapi Parks Foundation” to put on fund raising activities and solicit donations to implement over time.

**CDBG** – Community Development Block Grants are administered through Kern County and are Federal funds designated for ADA improvements or other improvements that serve low income areas. There are several ADA projects recommended that may qualify for CDBG funding.

**Health & Fitness Grants** – There are a number of private health foundations that will fund projects that help people live healthier life styles by giving people opportunities to exercise and keep fit. There are also Federal grants through the Department of Health and Human Services that fund projects in areas with low income or high youth obesity.

**Concessions** – Some of the recommended projects may be opportunities to seek concessionaires for development and operation and thus provide the District with an income stream in addition to providing a recreational facility or special use facility to the community.

**Naming Rights/Advertising** – Several of the recommended new projects or additions to existing sites may be able to generate interest from local or even national sponsors for naming rights or on-site advertising opportunities.

**Bond Packaging** - The suggested funding source “Part of Bond Package” is a grouping of capital improvements the MIG project team believes has the best chance of being funded by a future park bond or assessment bond. These were the projects that had the widest community support from all of the community outreach tools used in the community input process. They include:

- Children’s Play Areas, a splash Pad, and Additional Walkways at Meadowbrook Park.
- Remodeling and improving the Scout Hut at Philip Marx Central Park.
- Adding a multipurpose room at Dye Natatorium.
- Building a new facility for crafts and summer day camps at Brite Lake.

These projects total \$1,375,000 and are improvements that serve all parts of the District so they should garner widespread support. Since it is not cost effective to float a bond issue for just \$1.3 million, the strategy should be to combine these improvements with the recommended development of the Elijah Morris Community Park for \$8,325,000; making the total proposed bond issue \$10 million. Payments on a 30 year bond at 5% interest rate (current bond rates are around 3%, but 5% is a historic average for municipal bonds) would be an estimated \$420,000 per year. This would require a tax assessment of \$68 per year on each residential property in the District (commercial, agricultural, farming, and mobile home parks would be exempt). Because all of these improvements would serve the entire District, future Quimby revenue or a Developer Impact Fee (DIF) could also be used to make bond payments and reduce the residential tax assessment. Further study of this option needs to be undertaken, but it should be explored as a possible option for desired park improvements and development.

### **Explanation of Possible Funding Strategies**

As the Chapter 6 Needs Assessment section of the master plan points out, TVRPD takes advantage of 10 possible funding mechanisms out of 23 funding sources that were

identified as being used by other Recreation and Park Districts. Among the possible funding mechanisms other Districts use that TVRPD may want to explore are:

#### **1) Additional Property Tax**

**Assessment** – The District wide statistically valid phone survey that was performed as part of the community outreach process indicates that residents within the District are willing to pay an additional \$10 to \$20 per year to have the level of service for recreation and park facilities be at the level they desire. This action could produce up to an additional \$165,000 per year to fund the staff organization recommendations recommended in the master plan. Further study is recommended as to the type of assessment, actual amount, what it would be used for and how to inform the public of the need for such an assessment.

#### **2) Maintenance Assessment District**

– The priorities in the recommended Capital Improvement Program include; addressing maintenance or deferred maintenance items; recommendations for staffing to increase maintenance personnel to reduce the number of acres each maintenance person has to maintain; and improving maintenance supervision, inspection and safety programs. These priorities create a compelling argument that can be made for the need for an additional

maintenance assessment to meet residents expectations for operations and maintenance of District parks and facilities. Again, further study is recommended to determine the best vehicle to use for a new maintenance district, what the assessment should cover, how the existing maintenance levels would be improved, what the fee should be, who should be subject to the assessment, how to present the idea to the public, and if there are any other partners that may be interested in joining with the TVRPD to implement such a program.

**3) Asset Management** (Use of public property for private purpose for public benefit) – Asset management includes things like generating revenue from cell phone tower leases on park property; contracting for information kiosks that also contain commercial advertising; naming rights programs for facilities and trails; food concession leases; commercial advertising in the Districts Activity Guide and web site; allowing promoters to run special events like bike races, X-Games competitions, music concerts, etc. in exchange for a percentage of gross income. Additional asset management strategies include partnering with commercial recreation companies for development of special interest facilities, like pre-schools, sports complexes, bowling center, and swim parks. If the

staffing recommendations can be implemented it will free up some of the District Manager’s time to pursue these endeavors to see if there is any interest in them. The District could also look into firms that specialize in public enterprises to develop an asset management feasibility study and pro-forma to get the data and financial information necessary to determine if an asset management program will produce a significant revenue stream to the District.

**4) Foundation Fund Raising** – It is very difficult for staff to participate in fund raising activities, unless there is a position within a District specifically assigned to develop and implement fund raising activities. Instead, most Districts that pursue fund raising activities do so through establishing a non-profit foundation to conduct fund raising activities for specific projects.

There are several benefits to having a non-profit foundation to do the fund raising activities; including volunteers, not staff, doing the planning and implementation of the fund raising activities. Having a non-profit parks foundation provides the ability for donors to give to a charitable foundation instead of directly to a public agency.

The main reason donors like this is that when public agencies accept public donations they must deposit them into the General Fund and then allocate the money through the



*Signage in Downtown Tehachapi*

budget process for specific projects.

A foundation can assure the donor their donations will be used for the intended purpose and not be subject to political budget pressures. Foundations can also build political support for projects, do marketing campaigns to inform the public of the need for projects, and provide the layer of transparency the public wants when it gives funds for public projects.

“Friends of the Parks” foundations are key funding mechanisms used in special districts, city, county and state park and recreation agencies. A separate strategic plan to establish a “Friends of Tehachapi Parks Foundation” needs to be undertaken to define the purpose, determine the fund raising activities and financial goal, define how to recruit the right people, and develop the process for establishing the foundation. Another alternative to this theme is to develop specific support groups for specific facilities. A “Friends of the Dog Park” could adopt the dog park and maintain



and improve it. A “Tehachapi Trails Organization” could be established to adopt the trail system for development and maintenance. (See recommendation in Chapter 7, section 7.5 Goal 2 for examples of “best practices”).

**5) Public and Private Grants** – In the past, the District has participated in submitting state grants for projects, but for one reason or another has not been successful in obtaining funding. The same is true of CDBG (Community Development Block Grants) administered through Kern County. The TVRPD boundaries contain a significant number of

unincorporated County areas, and as such, should be eligible for County Park and Recreation funding to serve those areas. Making the Districts needs known to the County; networking with County officials; building local support for County funding; and keeping informed of the County budgeting process, are the first steps to securing funding from the County in the future.

The same holds true for state and federal funding; being aware of what programs are being funded by the state and federal governments; knowing the funding cycles; being familiar with the application process; and the lobbying effort necessary to make the projects a priority, are steps that have to be taken to secure public agency funding.

The primary responsibility for doing all of this lies with the District Manager with help from the Board of Directors. However, the recommended staffing levels need to be accomplished in order to allow the District Manager to focus efforts on these functions instead of having to run the day to day programs and supervision of the District’s operations.

**6) Transit Occupancy Tax Increment** – TOT tax is a tax on hospitality facilities like hotels, motels and RV parks. As the Tehachapi area grows as a tourist attraction and more hospitality facilities are built,



*Sunset over Brite Lake*

consideration should be made to set aside a certain portion of the TOT tax generated to fund TVRPD operations and activities; especially events that draw visitors and offer things that result in extended stays at the hospitality facilities. Producing diverse quality regional events and maintaining campgrounds, lakes, trails and open space sites is the basis for a thriving tourist industry. This funding mechanism should be pursued as soon as possible in coordination with the City and County and put in place so that as the tourism in the area develops the TVRPD can be the provider of choice for regional events and destination attraction facilities.

## 8.5 SUMMARY

This chapter has looked at alternatives to TVRPD being the provider of recreation and park services to the Tehachapi Valley and has determined that TVRPD is the best agency to deliver a comprehensive parks and recreation system to the greater Tehachapi area. This chapter also provided ways and options to increase revenue streams to provide the level of service residents expressed they wanted during the public outreach process. Some of these include income generated from use of property (fees, rentals, facility charges, etc.); pursuing strategies that increase revenue from offering

recreation activities that bring in more revenue than they cost to operate; pursuing partnerships with the city, county, school district, and non-profits; developing agreements for concessionaires; soliciting sponsorships to off-set costs; and making use of grants, donations, and volunteers to fund programs; which will help the District to not rely so heavily on tax revenue alone for operations.

If the District is going to be successful in convincing the public to vote for additional tax assessments it must first show the public it has pursued all available non tax revenue options and is making the best use of its current tax dollars that it possibly can. By pursuing the policies and action strategies presented in this chapter the District should be able to accomplish that goal and position itself to get voter support for park improvements and new facilities the community has said they desire through the master plan public outreach process.

appendices

---





appendix a

---

COMMUNITY OUTREACH







**Tehachapi Valley Recreation & Parks District (TVRPD) Master Plan  
Summary of Community Leader Interviews – Draft  
Date of Interviews - March 27 - 28, 2012**

The following is a summary of the community leader interviews conducted by MIG staff during the first phase of the parks and recreation master plan process. The interviews were conducted in order to better understand the issues facing TVRPD and the park and recreation system from the perspective of key leaders in the community. Interviews were conducted with representatives from the following groups and organizations;

- Arts Community
- City of Tehachapi
- County of Kern
- Golden Hills Community Services District
- Smart Growth – Tehachapi Valleys
- Tehachapi Unified School District

Every effort has been made to accurately represent the varied perspectives of those interviewed; all of whom were forthcoming in sharing their concerns and hopes for the TVRPD park and recreation system. The views expressed here are their own. This summary is presented in terms of the major themes and topics that emerged from these two days of conversations.

**Observations about Master Plan Process**

- All were glad to see the TVRPD take the initiative to develop a master plan for the park system. This is seen as very positive and significant step.
- Many stated in one form or another that this could be a new beginning for the park system and all involved; and that this is the time to forget about past differences and work together to create a more positive future.
- In the context of developing the Master Plan, there is a strong desire to craft a shared vision for the Tehachapi park system that all can support.
- The Master Plan should establish a community-wide vision and be functional regardless of which agency is responsible for implementing the plan.
- The Master Plan needs to be grounded in financial reality. It should establish realistic, short-term goals that will strengthen TVRPD as an organization.
- Maintenance, improvement and beautification of existing parks and recreation facilities should be the first priority. TVRPD should not move forward with developing new parks until the needs of existing parks are addressed.

**Opportunities and Suggestions for New Parks and Recreation Facilities**

- The City and TVRPD have jointly applied for Proposition 84 funding to create a new neighborhood park and community center at Cherry Lane, on property currently owned by the School District.
- A secluded natural area in the center of Golden Hills, the site of an abandoned golf course, Tom Sawyer Lake and an arroyo area of approximately 200 acres is envisioned as a natural regional park with walking trails, campgrounds and botanical gardens.

- There is a scarcity of walking and biking trails but the ones that do exist, like Freedom Trail in Golden Hills which are car free and relatively flat, are very popular. In response the City and County are jointly developing Antelope Run, a new north/south walking/bike trail that will parallel Tucker Avenue. A bikepath and walking trail around the boundary of Golden Hills, including scenic overlooks was also proposed.
- The re-routing of the Pacific Crest Trail should be done in a way that it will encourage hikers to stay in Tehachapi for a few days before resuming the rest of their journey along the trail
- Meadowbrook Park needs more picnic area pavilions in different areas of the park, horseshoes, basketball courts and the return of Frisbee golf.
- The school district has two large open areas within Golden Hills that may not be appropriate for new school buildings but are potential sites for new parks. .
- The school district would like to see all of its athletic facilities fully developed, including synthetic turf for the sports field, all weather tracks and a swimming pool large enough for tournaments. It is believed that if all the athletic facilities originally planned for the school district were built along with upgrades to its existing sports fields, that Tehachapi would have the capacity to host summer tournaments.
- Morning Cloak Ranch- currently a private botanical garden with a unique array of flora adapted to the 4,000 foot elevation of Tehachapi; a potential retreat area that could be come a part of the local Tehachapi park system
- The site for a new 2 to 3 acre mini- park in Golden Hills has been identified.
- The City is exploring the concept of developing a regional indoor/outdoor sports center to help generate revenue that could feed into the rest of the park system. Potential locations have been identified.
- Other suggestions included night lit basketball courts and rebuilding the track at the Wells School site.

### **State of Recreation Programs**

- The current set of recreation programs are seen as successful and popular with the members of the community they are designed to serve, especially younger children and their families.
- At the same time there is a desire to see a broader array of recreation programs designed to serve other segments of the community, especially adolescents and seniors.
- Adolescents who are not into team sports or whose parents cannot afford to pay the required fees find the community has few other options to offer them in the way of safe, creative outlets for their time and energy.
- There is a crucial need for more after school programs. There is a hope that TVRPD will be able to offer recreation programs that can help compensate for the loss of arts, drama and music programs which were once provided by the school district but no longer due to budget cutbacks.
- Most seniors and older adults support the parks even though the TVRPD does not offer them many recreation programs or services. The Old Timers Picnic is one of the few events that caters to the older adults in the community and is very popular with seniors. The TVRPD is encouraged to do all it can to keep seniors happy by continuing to offer this annual event.
- Seniors would like to be offered a variety of classes and recreation programs designed to keep them active, including exercise classes (e.g. tai chi), games (e.g. bridge, bingo) and bus tour excursions, among other activities.

### **Community Center(s)**

- Many observed that there is insufficient space for meetings and other community activities throughout the Tehachapi Valley, both within the city and in the unincorporated areas.



- GHCS D initiated plans for a community center to serve a very strong demand for meeting space in Golden Hills and the surrounding unincorporated areas but due to financial considerations these plans were not supported by the City.
- There is also a plan to develop a new community center as part of a joint effort of the City and the TVRPD to develop a new park within the city at Cherry Lane, if they receive funding through a Proposition 84 grant.
- Some expressed the belief that there is most likely already sufficient space for meetings, recreation programs and other community activities within a number of abandoned or under-utilized public and private buildings. This includes but is not limited to the Wells School and the Veterans Building, which was recently returned to the City by the County. It was recommended that an inventory be undertaken of all the empty spaces available in Tehachapi today that could be used for recreational programming and other community-wide purposes, rather than wait years for the construction of a new community center or other venues. They also saw this as an initiative that the TVRPD could take the lead on.

### **Performing Arts Center**

- There is strong desire within the community for the establishment of a performing arts center but no consensus among the separate entities and the City about possible locations, about who should run it, and what it should look like.
- A performing arts center was planned as the centerpiece of the new Tehachapi High School complex but had to be abandoned when seismic safety issues required that additional funds be spent on the construction of the high school building. The designated area for the center is still available.
- A performing arts center located in or near the historic downtown area is being proposed as the anchor for a local arts district.
- Some suggested that a joint use agreement between the groups now competing to establish a performing arts center would be the best way to generate the community-wide support and resources required to fund the facility.

### **Developing Overall Potential of Tehachapi – Cultural, Economic and Recreational**

- Given its unique locale, many commented that Tehachapi should be a community that offers residents a wealth of diverse outdoor recreational and sports opportunities. They believe the situation has improved as a result of the emergence of new, private groups such as the Tehachapi Mountain Trails, but that TVRPD should be taking much more of the lead by offering hiking clubs, mountain biking, upward bound sports and the like as well as adult flag football, golf, soccer teams and other recreational opportunities for older youth and adults.
- Tehachapi also has the potential to become a regional tournament city. Its high elevation enables Tehachapi to enjoy four seasons providing it with the opportunity to host summer season baseball and softball tournaments while the rest of the region is blazing hot. Although frequently asked, the concern expressed is that Tehachapi does not yet have the sports facilities or the organizational capacity needed to pull it off.
- Tehachapi is home to a large, thriving art community, including many local artists with national reputations, but that little has been done by the city or the business community to build upon this asset. Advocates assert this is a huge overlooked cultural and economic resource that could attract far more tourists to Tehachapi and become a major, new revenue generator for the community. They envision the creation of a downtown arts district filled with art galleries, antique shops, and many more cafes and restaurants.
- There is the belief that given both its natural and cultural assets that Tehachapi could become a major tourist destination, one that people will want to frequently return to because there is simply too much to do in any one trip. They believe the TVRPD working in partnership with the City

and other organizations in the community could play a key role in generating more recreational opportunities and help bring about this overall vision of Tehachapi as a new resort Mecca.

### **Marketing and Fundraising**

- More aggressive, creative and organized marketing is needed to reach everyone in the Tehachapi community. It was frequently stated that TVRPD needs to do a much better job letting the public know who they are and what they do.
- North of the River Recreation and Park District (NOR) near Bakersfield is frequently cited as a model for what the TVRPD could be doing. NOR uses strong marketing and self-sustaining fee-based programs to bring in revenue to support free recreational programs for people in the community that otherwise could not afford them for themselves or their children.
- Corporate sponsorships and branding opportunities were proposed as a way to generate both funds and publicity for TVRPD programs. It will be important to approach many of the major employers for contributions and be more aware of the local business fundraising calendars to know when it is the optimum time to seek financial contributions.
- It was proposed that TVRPD do more to tap into the energy and excitement of local events, by hosting special events designed to generate funds while also benefiting the local community. Antique and motoring car rallies were cited as one example, where TVRPD could raise funds through raffles and other means.

### **Community Bonds and Divisions**

- A majority of the population lives outside the City of Tehachapi, but regardless of whether they live inside or outside the town, all residents in the Valley see themselves as Tehachapians. This shared community identity is forged by many factors including the fact that most people who grew up here and their children have all attended the same high school and junior high.
- It was not too many years ago that Tehachapi was small enough for most people to know each other. After its rapid growth, perhaps too fast for past institutional arrangements, the ad hoc cooperation between organizations and groups no longer sufficed as it did when the community was smaller.
- Cooperation has been difficult because Tehachapi is filled with a lot of independent people and thinkers. It is also the most active community in Kern County. However, in a time of crisis like the 2011 Tehachapi Mountain Fire, the entire community will pull together to donate their time, money and food.
- Some see a progressive arts community at odds with a more socially conservative population which does not fully understand nor appreciate the value that each other bring to the community. Tentative efforts to bridge this divide have taken place.
- An influx of economically successful corporate leaders, entrepreneurs and other talented individuals have been drawn to Tehachapi but some believe that local business and civic leaders have not taken sufficient initiative to welcome them into the community as a source of new energy, ideas, inspiration and investment.

### **Inter-Organizational Collaboration and Partnerships**

- Many observed that there is significant amount of duplication between organizations in Tehachapi, which is wasteful and inefficient in a time of diminished public resources (e.g. maintenance, recreation programs/activities)
- A frequent complaint is that there are a multitude of organizations now operating in the recreational arena (TVRPD, school district, little league, sports, clubs, etc.) but all are operating largely independently of each other. Efforts are duplicated and scarce resources are being wasted.

- There is agreement that it would be better if these groups could work together to pool resources, coordinate schedules, and share facilities but at the same time there is a “persistent willingness to not play together.”
- Others express the concern based on past experience that inter-organizational cooperation sets the stage for a later take over by larger, stronger partners, who don’t really know how to collaborate effectively to the mutual benefit of all partners.

### **Perceived Inequities**

- By taking with them their park tax revenue, the pull out of Stallion Springs and later Bear Valley not only severely hurt the financial viability of TVRPD but has also led to a situation where residents from these communities can continue to use TVRPD parks without having to pay their fair share for the ongoing care and maintenance of these recreation facilities.
- There is a perceived lack of equity between what TVRPD is collecting in park tax revenue from Golden Hills and what they are actually receiving in park services. Despite a smaller population a majority of parks and recreation programs are provided within city limits and the one park that Golden Hills does have is seen as poorly maintained and neglected.
- There is real concern that the same dynamic which led Stallion Springs and Bear Valley to leave the TVRPD is now underway with both Golden Hills and the City of Tehachapi. Neither expressed an interest in wanting to become directly engaged in delivery of parks and recreation but it is considered a likely option if they continue to perceive they are not receiving the park service they deserve.
- It was noted that the Tehachapi Mountain Festival, the biggest annual event in the Tehachapi Valley and originally started by the City of Tehachapi was turned over to the Chamber of Commerce, which uses it to generate revenue for the Chamber and not for the community at large. Local artists and craftsmen have been priced out of the event and so cannot afford to participate. Some believe the event should have been turned over to the TVRPD which would have run it for the benefit of the community. The question was asked as to whether the Chamber pays the TVRPD for the use of its parks during the festival.

### **TVRPD Finances**

- The financial strength of TVRPD has grown increasingly fragile over the past years, beginning with the loss of revenue from Stallion Springs and later Bear Valley Springs.
- Both the County and the City currently hold revenue generated by the parks and recreation taxes for the TVRPD but they both have to agree on how those funds will be used.
- It was reported that the total budget for TVRPD has declined over the past several years. They also believe it is operating without a reserve and that there is little if any margin left to sustain another financial shock, whether in the form of additional loss of revenue or a major unplanned maintenance expense.
- TVRPD recently loss \$90,000, or approximately one fifth of their annual property tax revenue, as a result of the recent value reassessment of the local cement plants. The \$90K represents the past three years of tax revenue but all three years have been taken out of this year’s budget.
- The TVRPD currently receives “free” water from both Golden Hills (for Meadowbrook Park) and from the City of Tehachapi (for all TVRPD parks within city boundaries). The total cost from Golden Hills alone is estimated to be \$30,000 annually. This arrangement has been beneficial for TVRPD but given increasing demands placed on local groundwater supplies may not be sustainable in the future.
- To begin the process of placing TVRPD on a firmer financial footing, an up to date analysis of current TVRPD finances is required including three to five year projections

## **Organizational Capabilities**

- Current TVRPD staff has been stretched thin in an effort to respond to all the demands placed on them during a time period when each year they have fewer resources to work with.
- Some assert that TVRPD staff have done a remarkable job overall despite having to work with severely diminished funds. This is especially true of efforts by TVRPD staff to sustain the remaining recreation programs even though many wish to see a more comprehensive set of recreation programs.
- The recent successful efforts undertaken by new TVRPD management to repair the interior of the Dye Natatorium and to restore the outdoor skate park were applauded.
- Others believe the constraints under which TVRPD operates are more than financial but that a lack of long term planning, weak leadership in the past and too little professional staff development has over time gradually eroded its organizational strengths.
- Several commented that the TVRPD maintenance staff should update their knowledge and expertise by providing them with training in more current landscape maintenance practices. It was also recommended that they acquire a more professional looking appearance, including a wardrobe suitable for field staff.

## **Public Confidence and Trust in TVRPD**

- Residents in Golden Hills are unlikely to support plans by TVRPD to build new facilities as long as Meadowbrook Park remains in its current condition and is not receiving the remedial work they believe it deserves. In addition, there will be little support to develop new funding options for the park district by Golden Hill residents until they see something more tangible that can be pointed to as a result of their past and continuing financial contributions to the TVRPD.
- The School District would like to partner more with the TVRPD, as well as local sports clubs, but due to past episodes, assurance is needed to make certain TVRPD maintenance staff has acquired the necessary skills and the commitment to follow security procedures and take steps to guard school property/recreation facilities from damage due to accidents or other improper usage.
- TVRPD was described as an organization that has not moved forward because it has not understood how it could take advantage of the growth and other changes experienced by Tehachapi over the past decade to better serve the community. While other organizations were flourishing, the TVRPD was seen as falling behind and during this time period lost the confidence of some of its supporters in the community
- The TVRPD was viewed as reluctant to receive input and advice from the City of Tehachapi but also from others in the community who would like to partner with the TVRPD with the goal of improving parks and recreation programs. This resistance is apparently not unique to TVRPD as it was frequently observed that many organizations in Tehachapi, both public and private, are accustomed to working independently of each other.

## **Organizational Options Proposed for TVRPD**

- Some stated the strong belief that TVRPD should remain an independent organization focused on both parks and recreation. However, these same advocates also believe the TVRPD needs to do a better job reaching out to the rest of the community for support, including partnering with community-based organizations such as local churches and service clubs.
- Others propose that TVRPD be restructured as a recreation only district. Under this scenario the ownership and management of existing parks and recreation facilities would revert to the jurisdictions in which they are located – the City and County. This would allow the district to focus a larger proportion of its scarce resources on the development and management of a more comprehensive recreation program, while also serving as the central coordinator of schedules and facilities among all other public agencies and sports groups participating in recreation. Advocates

of this position express concern that far too much of the current TVRPD budget is consumed by staff salaries, overhead and maintenance, at the expense of recreational programs.

- There is also the perspective that TVRPD become a department within the City of Tehachapi, rather than remain an independent organization. They believe that this institutional arrangement would be a better use of tax dollars, significantly reduce the high overhead which now burdens the agency, and enable current TVRPD staff to enjoy the benefit of much more support from within the City. The existing TVRPD Board would become a Commission.
- Complementary to all these alternative arrangements is the proposal to centralize and coordinate all public agency maintenance services and facilities in Tehachapi. Rather than have the City, TVRPD, the School District and the County continue operating and maintaining their own separate maintenance operations, they would form a joint partnership to share and maximize maintenance equipment and personnel operating together out of a central facility. A maintenance fee incorporated into the local property tax would support a community-wide maintenance district serving the city, school district and the TVRPD.



**Moore, Iacofano, Goltsman Inc.**  
109 W. Union Ave  
Fullerton, CA 92832  
P: (714) 871-3638  
F: (714) 871-1188

**PROJECT:** Tehachapi Valley Recreation & Parks District (TVRPD)  
Master Plan

**DATE OF MEETING:** May 18, 2012

**LOCATION:** Tehachapi – TVRPD Office

**PRESENT:** Community Activists  
  
Mark Sillings – MIG  
Jim Pickel – MIG  
Holly De La Torre – MIG

**PURPOSE:** Community Activists Focus Group

### **Overview**

*Many expressed the view that existing parks and recreation facilities are not being adequately maintained, making the parks less family friendly. This is primarily attributed to insufficient funds in the wake of Prop 13 which impacted special districts throughout the state and the departure of Stallion Springs and Bear Valley. Given these circumstances, TVRPD needs to do a better job managing its limited resources through more professional cost accounting, application of life cycle asset maintenance standards, partnering with other agencies to share resources, and contracting out services to reduce expenditures. Park maintenance could also be improved through a revamped marketing and volunteer program that will raise the profile of the TVRPD while also encouraging community residents to assume a shared responsibility for the parks in their local neighborhoods. It was also stated that the District needs to operate more like a business, including raising user fees to cover more of its program operating costs. When looking to the future most expressed the view that the immediate priority is to improve existing parks before developing new ones, although with the exception of Meadowbrook, the lack of parks in unincorporated areas remains a concern. Opportunities for improving the park system include a region-wide multi-use trail system, observation points around Brite Lake, development of a natural, open space park at the site of the Golden Hills Golf Course, and possible acquisition of the Morning Cloak Botanical Gardens.*

## **I. Current Park System**

### **General Park and Facility Issues**

- Overhaul of parks needed
  - Lack of maintenance; drinking fountains & play surfacing in need of repair
  - Parks not welcoming to families; need better restroom facilities, more shaded seating
  - Meadowbrook is only park in County
- Management and money
  - Prop 13 had major impact on special districts
  - Management in need of improvement
  - Need to look at total cost of park maintenance – because of an inadequate cost accounting system the District does not know what it truly costs to maintain its parks.
  - Multiple agency efforts are being unnecessarily duplicated
- Improve overall marketing
  - Revamp marketing efforts, raise District profile within community
  - Community uncertain of which agency owns and maintains the parks in the City
  - Lack of community ownership of parks

## **II. Future Park System**

### **What Does Success Look Like?**

- Better utilization of resources and an increase existing funds:
  - Partnerships; School District, Equitable Partnerships with non-profits, other agencies & organizations
  - Require user fees to be able to provide a higher quality of programs, 'pay for play'
  - Sponsorships
  - Create ownership/adoption of parks from surrounding community
- Proper maintenance of all parks
  - Contract maintenance of parks
  - Assessment of current maintenance & life span analysis
  - Bring playground equipment up to code
  - Share maintenance tasks to avoid redundancy
  - Bring in a for-profit organization to take on park/facility maintenance and generate revenue
  - Consider turning TVRPD into a recreation district
- Enhance existing assets:
  - Greater desire for existing parks to be maintained over the development of new parks

- Old golf course in Golden Hills as possible site for a new natural open space area.
  - Develop and implement a plan for Morris Park
  - Restore Mourning Cloak Ranch Botanic Garden
  - Develop a plan to improve connections between trails with the goal of developing a region-wide trail system (non-motorized)
  - Establish observation points at Brite Lake
  - Incorporate par course equipment at parks/along trails
  - Build an outdoor swimming pool with retractable roof
- Provide proper return for Senior investments
    - Most seniors probably not willing to support an additional assessment given relative lack of senior programs
    - Address recreation opportunities/programs; Learning Annex, art, dancing, bocce ball





**Moore, Iacofano, Goltsman Inc.**  
109 W. Union Ave  
Fullerton, CA 92832  
P: (714) 871-3638  
F: (714) 871-1188

**PROJECT:** Tehachapi Valley Recreation & Parks District (TVRPD)  
Master Plan

**DATE OF MEETING:** May 18, 2012

**LOCATION:** Tehachapi – TVRPD Office

**PRESENT:** Jim Wood – TVRPD *General Manager*  
Tehachapi Youth – Middle & High School Students

Mark Sillings, MIG  
Jim Pickel – MIG  
Holly De La Torre – MIG

**PURPOSE:** Youth Focus Group

### **Overview**

*Organized team sports play a central role in the lives of many students in Tehachapi. Both parents and children appreciate the values of playing team sports, and a wide variety of team sports are available throughout the year. With just one middle school and high school in Tehachapi, local young people tend to play with the same group of friends from childhood through adolescence. The longevity of playing on the same teams together creates cohesion and unity between the players and coaches. Parents also value the availability of team sports as a way to keep their children busy and out of mischief. There are also many non-sports related activities such as the increasingly popular robotics club at Tehachapi High School but it was not known whether these other extracurricular activities in the community were sufficient for all students not able to or interested in playing team sports.*

## **I. Current Park System: Extracurricular Activities**

### **Most Popular Sports**

- Baseball
- Football: Youth Tackle Football, Tehachapi Youth Football (T.Y.F.)
- Basketball
- Swimming/Diving
- Volleyball
- Soccer: Girl's Travel Ball, High School girls and boys

- Inline Hockey
- Golf

### **Popular Alternatives to Traditional Sports**

- Robotics Club: US First
- Dance Studios
- Gymnastics Club
- Video Games: XBOX
- Bike Riding
- Zumba/Jazzercise
- Tai Kwon Do
- 'Upward Sports' – Church of the Nazarene
- Skateboarding/Long boarding
- CSF/Key Club
- Interact Club
- Habitat for Humanity
- Drama Club
- Art Club

### **Current Conditions**

- The overall condition of Dye Natatorium has been greatly improved but it is not tall enough to accommodate diving boards and platforms,
  - There is far too little space for spectators, which limits its use for swim tournaments.
- Baseball Fields suffer from a gopher infestation problem,
  - There is a need for additional fields; fields are currently at capacity,
  - additional bleachers desired at fields,
  - batting cages
- Shortage of soccer fields in District/City
- Riding bicycles is common. However, it is not desirable to do so from outlying communities especially during 'shift change' at the state prison which causes a sharp increase in vehicular traffic
  - Majority of parents drive the youth to their activities;
  - Regional public transportation is minimal
- Many of the youth travel to Bear Valley to use the outdoor pool
- No Boys and Girls Club in the City/District
- Parking issues at recreation facilities; shortage of spaces and poor pavement conditions.

## Opportunities and Successes

- Potential facilities/programs for development:
  - Bowling Lanes
  - Amphitheater/Gathering Space:
    - Shakespeare in the Park,
    - Movies in the park,
    - Jazz Festival
  - Community Center: provide variety of activities,
    - Youth dances, classes,
    - independent place for youth,
    - stage for performing arts,
  - Technical classes: shop, electrical, welding, woodworking
  - Develop a facility similar to Woodward West in Stallion Springs (extreme ramps, training for youth and professional skaters) but open to the public.
  - A strong desire to see a Sports Complex for baseball that could host tournaments
  
- Other sports options desired:
  - Badminton
  - Dodgeball
  - Olympic type sports; archery, javelin, gymnastics
  - Obstacle Courses
  - Cross Training
  - Lacrosse
  
- Successful Programs
  - Barracudas Swim Team
  - TVRPD Summer Programs; provides a good alternative to daycare
  - NASA & Robotics Club
  - High School sports; CIF Championships
  - Fishing Events



**Moore, Iacofano, Goltsman Inc.**  
109 W. Union Ave  
Fullerton, CA 92832  
P: (714) 871-3638  
F: (714) 871-1188

**PROJECT:** Tehachapi Valley Recreation & Parks District (TVRPD)  
Master Plan

**DATE OF MEETING:** May 19, 2012

**LOCATION:** Tehachapi – TVRPD Office

**PRESENT:** Jim Wood – TVRPD *General Manager*  
Youth Sports Community Representatives

Mark Sillings, MIG  
Jim Pickel – MIG  
Holly De La Torre – MIG

**PURPOSE:** Youth Sports Focus Group

## Overview

*For generations, sports have played a major role in the life of the Tehachapi community. Today, a majority of youth and their families are involved in some type of organized team sports. Although a wide variety of recreational facilities are available through TVRPD, TUSD and private organizations like the Benz Youth Sports and Cultural Park, demand exceeds supply. Competition for limited space has pushed the Tiny Tots program out of its preferred space into temporary quarters in Central Park. A need exists not only for additional practice fields but additional recreational facilities would also enable Tehachapi to host sports tournaments, especially during summer month when the community enjoys relatively cool weather. However, limited funding prevents this needed expansion and also impacts the maintenance of what currently exists. Cultural activities are also available but there is a need for a community center or even a performing arts center to expand upon the limited base of current offerings.*

## I. Current Park System

### Park and Facility Issues

- Tiny Tots/Mommy & Me groups are in need of better facility; they were re-located from the building in West Park, which is now TVRPD headquarters.
  - Currently using Scout House at Central Park, which they hope will only be temporary. The other programs that use the same facility are not compatible with needs of very young children.

- Significant growth in the number of youth involved in sports activities
  - AYSO – 800 youth
  - Little League – 500 youth in 24 teams
  - Tehachapi Football – 200 youth
- Demand exceeds the capacity of existing recreation facilities
  - Practice space for all sports is insufficient
- Additional facilities are needed
  - AYSO left West Park due to lack of field space; currently using Benz Youth Sports & Cultural Park; it provides 12 acres for soccer, 4 acres for football, and 10 acres is undeveloped.
  - Little League left Meadowbrook and moved into West Park; it is a good central location for the Little League, but additional baseball field is still needed
  - Football League has difficulty finding practice space
- Little League baseball fields at West Park in need of upgrades/maintenance
  - Lighting for evening games
  - Better parking
  - Additional bathrooms
  - Existing bathrooms in need of better security and maintenance
- Dye Natatorium is not big enough to host meets, standing room only for spectators
- Alternatives to traditional sports are...
  - Lacking in variety
  - Cost prohibitive for parents; e.g. music lessons are typically more expensive than sports fees.
- Community support is not what it used to be

### **General Park and Facility Opportunities and Successes**

- Sports play major role in Tehachapi community
  - Small town tradition of sports;
  - Football is multigenerational
  - Sports act as a positive activity to keep the youth busy in a community where there is not much else to do.
  - Majority of youth are involved in a sport (estimate of 70% of all youth in the Valley)
  - Seasons overlap but leagues work together to accommodate players, i.e. soccer and football
- Non-sports alternatives are also available but not to the same extent due to a lack of facilities and fewer available programs
  - Tehachapi Pops Orchestra (T-Pops) involves a wide age range of participants

- Private dance studios & art studios provide alternative to sports but are more expensive (e.g. \$125 to play Little League for 3 months vs. \$100 per month for music lessons)
- Strong need and desire for a community center and/or a performing arts center
- Expansion of sports/ parks and recreation options
  - Mini golf, bowling, etc.
  - Expand programs and facilities into summer months
- Fund raising is essential
  - Sports registration fees don't cover costs
  - AYSO relies on corporate fund raising to cover maintenance costs

## **II. Future Park System**

### **What Does Success Look Like?**

- Overhaul of entire system:
  - District, facilities, parks, revenue/marketing
  - Demand is there for more facilities but need funds and space to make it happen.
  - District should stay intact and not be dissolved
- Fields accessible year round
- Leagues available for adult soccer and adult softball
- Aquatic Center
  - Expand upon existing pool facility; bigger building, more spectator seating
  - Is it financially practical to renovate an existing facility vs. building a new facility?
- Establish a community center/ performing arts facility
- Utilize old golf course in Golden Hills as multi-use facility
  - Baseball fields
  - Lighted soccer fields
  - Pool
  - Nature trail
  - Centrally located
- Create home for a specific sport (i.e. soccer)
  - Morris Park available
  - Single use facility would be governed by District
- Find a better home for Tiny Tots
  - Considered using Monroe High School but facility needs rehabilitation

- Veterans Building owned by County but not being used, currently in limbo
- Create strong pride of ownership within community
  - Develop more community involvement with District programs/events
- Quality recreational facilities are provided for our youth



**Moore, Iacofano, Goltsman Inc.**  
109 W. Union Ave  
Fullerton, CA 92832  
P: (714) 871-3638  
F: (714) 871-1188

**PROJECT:** Tehachapi Valley Recreation & Parks District (TVRPD)  
Master Plan

**DATE OF MEETING:** May 19, 2012

**LOCATION:** Tehachapi – TVRPD Office

**PRESENT:** Jim Wood – TVRPD *General Manager*  
Trails & Open Space Community Representatives

Mark Sillings, MIG  
Jim Pickel – MIG  
Holly De La Torre – MIG

**PURPOSE:** Trails & Open Space Focus Group

## Overview

*Tehachapi has very valuable untapped natural and outdoor recreational resources which can be much better utilized and developed to enhance the Tehachapi Valley as a major tourist, recreational destination. Successfully doing so will enable TVRPD to better meet the recreational needs of local residents while also providing a significant boost to the local economy. This dual economic/recreation development strategy also has the potential to generate new revenues sources for the TVRPD park system, enabling TVRPD to provide a more comprehensive range of recreation services (facilities and programs) designed to serve all citizens, regardless of age. A prime example of these under developed assets offering tremendous potential as both a local recreation resource and tourist attraction is the now only partially developed network of biking, hiking and walking trails in and around Tehachapi.*

## I. Current Park System

### General Park and Facility Issues

- District land not being used to its full potential
- Residents are comprised of commuters, families, people over 50
  - Because people enjoy living in Tehachapi they want to see recreation and parks improve and thrive



- Many residents work in other communities like Bakersfield, Lancaster, Mojave, and Palmdale but choose to commute in order to enjoy the quality of life that is found in Tehachapi.
- Trails in Tehachapi
  - Tehachapi Mountain Park has a trail that belongs to the County and it's primary use is as a fire road
  - Freedom Trail gets frequent use; and is a model for what can be done throughout the area.
  - The trails that do exist do not adequately link the community; instead there are pockets or sections of trail that need to be connected in order to encourage and facilitate widespread use.
  - Tehachapi Mountains Trail Association has mapped out trails in the area around Golden Hills and other locales – trail segments, gaps, and identified areas where access through land easements will be needed to close gaps to develop a complete system of trails.
- Plan for Dog Park at Meadowbrook was not executed properly and remains under-utilized as a result

### **General Park and Facility Opportunities and Successes**

- A vision is in place for how to create an interconnected, complete network of trails in and around Tehachapi:
  - Water District owns 30' wide spinal easement from Sand Canyon to Cummings Valley – potential for bike trail that can serve as a direct connection between these two communities with City of Tehachapi in between
  - Complemented by a loop trail which can be added as a lane to the east/west artery roads that run to the north and south of Tehachapi.
  - Potential to tie into Pacific Crest Trail (PCT); although difficult to execute because of multiple easement access issues in the mountains south of Tehachapi.
  - Decomposed Granite would be ideal paving material
  - Railroad easements – Rails to Trails
  - Tehachapi Mountain Trails Association (TMTA) has mapped out west end of Golden Hills
- Involve community
  - Engage local Boy Scout troops
- Establish partnerships with for-profit organizations to build or improve facilities
- Community has great interest outdoor activities
  - Horseback riders, bikers, hikers, trail runners, dog walkers
- Brite Lake

- Popular destination, but can be improved upon; another example of the untapped potential in existing recreational resources.
- Potential for Fair Grounds near Creosote bushes
- Bicycling Community is very strong and active
  - Use International Mountain Bicycling Association (IMBA) as reference
  - Need sustainable trails for all
  - More bike racks located throughout town
  - Trail markers

## II. Future Park System

### What Does Success Look Like?

- Create incentives for future business
  - Bring in bike shops, micro brewery, etc.
  - Provide 'friendly' business environment
- Increase draw for tourism
  - Cummings Mountain Downhill Resort w/ lift service
  - Zip lines along trails; Could partner with private enterprise to fund
- Community awareness of sharing the road with cyclist
  - Need to better educate community and more effectively enforce traffic laws
- Better use of/Improve upon existing land and facilities
  - Improved maintenance of existing parks and facilities
  - Brite Lake – competition archery
  - Convert Golden Hills golf course to open park space
  - Create more sustainable parks, community gardens
  - Parks should serve needs of the community
  - Train viewing platform at north end of Meadowbrook Park could be a tremendous tourist and residential recreation asset; a good place for TVRPD to demonstrate its capabilities to develop and manage new recreational resources.
  - For similar reasons, it will be important for TRVPD to clean up and finish the dog park and fully develop the rest of Meadowbrook Park
- Trail Systems
  - Create regional trail system; develop a master plan for trails
  - Connecting trail system; from residences to sustainable parks, from Tehachapi to Stallion Springs, more safe connections into Golden Springs (i.e. Class I and Class II trails)
  - Trails will utilize latest design techniques which are sustainable and easy to maintain over the long term
  - Expand Freedom Trail through acquisitions of easements
  - Develop spinal easement in Cummings Valley

- Utilize developers to create Master Trails Plan for land that is developable through County (follow example of communities in Colorado that required developers to set aside land for new trails)
- Create meandering trail through Tehachapi Mountain Park
- Officially map and mark rough trails
- Highline and 202 become Class II trail & spinal trail between Highline and 201 becomes Class I trail



## **Tehachapi Valley Recreation & Parks District (TVRPD) Master Plan Summary of Stakeholder Interviews Date of Interviews – June 2012**

The following is a summary of the stakeholder telephone interviews conducted by MIG staff during the first phase of the parks and recreation master plan process. The interviews were conducted in order to better understand the issues facing TVRPD and the park and recreation system from the perspective of key stakeholders in the community. Interviews were conducted with representatives from the following groups and organizations;

- M&M Sports
- Organized Sports/Exercise Instructors
- Tehachapi Main Street
- Business/Chamber of Commerce
- Tehachapi News
- Benz Sports Park

Every effort has been made to accurately represent the varied perspectives of those interviewed; all of whom were forthcoming in sharing their concerns and hopes for the TVRPD park and recreation system. The views expressed here are their own. This summary is presented in terms of the major themes and topics that emerged from these interviews.

### *1. What do you see as the principal challenges or issues that need to be addressed to ensure a successful outcome for the recreation and parks master plan process?*

#### Partnership / Engagement

- The District needs support from the other agencies to collaborate and combine their efforts. An ideal partnership could take place between the District, School District and City.
- Engagement of the community for the master plan needs to be worthwhile to get an accurate description of the current challenges and issues. The district needs to do a better job of advertising their request for public input. There are many experts in the community but if people don't know about the issues, they can't weigh in.
- The TVRPD needs to have continued engagement and a commitment from the City to ensure funding.
- Get more people involved to raise money and participate in events through volunteering and increased community participation with parks and recreation.

#### Communication

- The District needs to improve communication with the community. They're limited in their resources so it is difficult to routinely update the community.

#### Funding

- Funding for parks and facilities is an ongoing issue for the District. They are currently operating on a very limited budget.

- The current staff is strong and is comprised of are hard working people, but they are limited in number, have a lack of support, have a lot of red tape to deal with and are under-funded which in turn makes the parks suffer and reflects poorly on the staff.
- TVRPD took a financial hit with the state budget cuts and when Stallion Springs and Bear Valley left.
- Not having enough funding to do what they need to do, plus some of their facilities need a lot of work.
- Lack of funds to keep everything going is their single biggest problem; disappointed when Bear Valley pulled out and took their funds with them; and yet those residents still participate in TVRPD sports facilities and programs.

#### Programs Offered

- The recreation programs offered by the District should be preparing the youth to be ready to compete in high school on the same level as other city's youth.
- As the community continues to grow, the District needs to provide more varied activities for youth, adults and especially seniors.

#### Maintenance

- The number one issue has been inadequate maintenance, which is largely due to the fact that their maintenance help has not been up to par. In an effort to keep costs down, TVRPD has made the mistake of hiring maintenance staff with the lowest possible salaries, but they end up with people who do not have the knowledge, experience or expertise to do the job well, which costs them far more than what they think they are saving. They need people with enough intelligence to figure things out.
- TVRPD needs to hire a competent, quality maintenance supervisor who can figure things out and direct the rest of the maintenance crew.

#### Other Challenges / Issues

- Since Bear Valley pulled out of the District, TVRPD's relationship with the City has become tenuous.
- The TVRPD used to cover an entire area until Bear Valley and Stallion Springs pulled out of district. In order to keep those that are still in the district on board TVRPD has a responsibility now to meet everyone's needs.
- District needs to run the parks and recreation facilities, programs and events more like a business.
- The TVRPD should stay relevant but has been challenged to do so with the passing of time.

2. *What do you see as the primary benefits of park and recreation services for the community? (or how do they contribute to the quality of life)?*

#### Valued by Community

- Most would agree that recreation & programs should cater to people of all ages and add to the overall quality of life of the community; Recreation and parks is one way to bring about this infrastructure.
- Parks and recreation services are definitely needed in the community. They do a decent job; some senior stuff, most of what they do is for the kids and they do a great job.
- There is a nice blend of small town events and activities for everyone.

### Programs Offered

- The programs offered by the District are generally less competitive, more inclusive and more affordable than programs offered by private organizations.
- The current parks and recreational programs provide an overall sense of wellness in the community.
- There appears to be an increase in the number of people participating in programs.
- A nice variety of community activities.
- Opportunities to exercise; there are so many activities they do beyond just team sports like jazzercise classes, karate, etc. They give people a lot to do.

### Beneficial for Youth & Families

- Giving the youth a place to go, something to do.
- The facilities and programs are family oriented.
- After school activities.
- TVRPD is just about the only thing in Tehachapi that has something for the kids; without parks there would be nothing in Tehachapi for the kids to do. There is nothing else - no amusement park, miniature golf, bowling alley, water park, etc.
- There are other places providing art related activities, so I disagree that it is lacking. I would like to see others step up and start providing additional recreational activities for the kids, not just TVRPD
- The bowling alley used to be the only place in town where kids would hang out but with TVRPD and local soccer you see all youth involved in activities.
- The majority of the kids getting picked up by sheriff patrol cars are the ones who are not involved in TVRPD activities. These are kids who lack proper parenting support or they come from families which cannot afford to pay the fees required to participate. For families with a larger number of kids – a discount is offered for each extra child that plays in sports - \$65 for the first boy, \$50 for the 2nd, etc. However, some families are not willing to make the necessary financial tradeoffs and will use the money for a one week family vacation rather than year round sports activities.
- We have CIF champion teams because kids here grow up together playing on sports teams from the time they are in grade school through high school; so they know each other well and how to play well together; much better than kids from other larger towns where kids get split up to different schools. It will be weird if we ever get a 2nd high school. It will split up the town.

3. *What do you see as the strengths of the existing system of parks and recreational programs in the Tehachapi area?*

### District Operations

- Jim Wood is good man to have in charge of the District; superior to his two predecessors; they were not hands on; as a contractor he brings the kind of experience and expertise that the TVRPD needs at this time.
- The District has done a decent job of maintaining the pool to meet needs of users.
- The District has a lot of potential. They have the opportunity to offer stronger programs that will help the community to grow and remain united.
- The TVRPD is meeting needs of most people despite its limited amount of resources.

- Staff is a real strength. Can't say enough about how good they are; they are at our beck and call; they go beyond what is required, especially during events like the Mountain Festival.

#### Programs Offered / Facilities

- The District offers a broad range of programs & they are doing the best they can with the funds they have available.
- The District offers 'good, worthwhile' programs. They could fill in with bigger and smaller programs.
- There are a number of facilities and programs for children.
- The District offers a number of classes for both adults and youth.
- The District's Fishing Derby is a very popular event.
- The Skateboard Park is very popular and receives heavy use.
- The gymnasium is heavily used.
- The District offers a variety of sports programs.
- The existing facilities allow families to recreate together.

#### Community Involvement

- The In-Line Hockey facility is an example of people in the community working together to makes things happen. Community volunteers worked together to both raise the funds and to build the hockey facility. They raised \$8,900 through the auction of a 69 Porsche. **For ten years he supported this project "out of the goodness of his heart," which is what motivates parents and other volunteers to make things happen in this community.**

4. *In your opinion, what are the most pressing demands or priorities for:*
- a.** *Parks and recreation facilities in Tehachapi?*

#### Maintenance

- The District needs to concentrate on growing as well as maintaining what they have. Their current facilities and maintenance of those facilities is suffering.
- The facilities need to be updated and renovated, including the pool.
- Safer parks.
- Wear and tear on existing facilities is severe; it will be less expensive to properly repair existing facilities opposed to having build new and expensive ones

#### Programs Offered / Facilities

- The TVRPD facilities need to be readily available and open at convenient hours for community use.
- More classes and programs for seniors.
- Seniors need to utilize the pool on a more regular basis.
- Expansion of the skateboard park.
- Provide the older children with a motocross facility.
- Providing facilities for the underserved areas in the greater Tehachapi area.
- A community building.
- Facilities for family events.
- There's a need for more sports fields.

- The District needs more open space.
- They seem to be getting a handle on their problems at Brite Lake; electricity up there has been a disaster.
- Central Park has been used for the Mountain Festival which draws 40K people over a 3 day period. Over the past 12 years the electrical system in Central Park has grown increasingly unreliable. It is now so bad that vendors are required to bring their own power sources/generators and the electrical system in the park is reserved for the performance sound stage, and nothing else. Central Park is a gorgeous park but the power problem severely restricts its use and value.
- West Park Activity Center – the Chamber uses it two or three times a year, including the Fall Business Showcase in September. The air cooling system is wholly inadequate (relies on water coolers, no real AC), and major events always seems to happen on very hot days. The gym becomes extremely hot and uncomfortable.
- Meadowbrook Dog Park is a weakness. A small group pushed for it, TVRPD stepped up to make it happen and now people complain it is not being properly maintained. Volunteers to maintain the dog park could be recruited from its original advocates.

#### Funding

- There is a need to bring in new resources, although this has been met with resistance.
- Increase fund raising.

#### **b.** *Recreation programs in Tehachapi?*

#### Location

- Tehachapi is a mountain town that is isolated from other communities; people don't want to have to travel outside of town for their recreation. Quality recreation programs need to be offered locally.

#### Funding / Resources

- The District needs to do what they can to make the parks and programs the best they can be while working within the means they have available.
- The District should consider partnering with Stallion Springs to use their community facility.
- TVRPD collects \$15 fee from non-District users – people from Stallion Springs and Bear Valley and they have the nerve to complain.

#### Programs Offered / Facilities

- The community is crying out for more programs.
- The District needs more art programs.
- The District needs a performing arts facility.
- More adult/ senior programs and events.
- Crime has become issue at the skate park which is reflecting poorly on other District programs.
- We need more things for youth to do. However, this should not just be a TVRPD responsibility; they are already doing a great job with what they have.
- Other recreational outlets are needed like boomers, mini golf, miniature race cars, bowling alley, etc. In the past, many business people propose bringing these into town but encounter too many permitting and regulatory hurdles, so they give up.



5. *Looking out five years from now, how would you define success for Tehachapi and its parks and recreation system? (or what does success look like?)*

#### Programs Offered / Facilities

- Success for the parks and recreation system would mean facilities that are open and in good shape and that there are resources in place to maintain these facilities.
- A successful future will have bigger, nicer facilities, more enrichment programs available for youth and seniors and strong local businesses.
- There is a desire for more educational programs, not just athletic.
- Establishing innovative ways to restructure the facilities and programs they currently have.
- Creating new ideas for using the current facilities.
- A successful future would include more youth programs.
- More indoor recreation opportunities, especially during the winter months.
- Greater participation in recreation activities during the winter season.
- Continue providing adult recreation and programs.
- Provide more park land.
- Benz Visco is in the TVRPD park system; utilize its football and soccer fields.
- Band clamshell in City Park. Performers prefer the acoustics of the band shell to the gazebo.
- A big event center would be a huge revenue generator; where conferences and seminars could be held. We do not have any appropriate place to hold large events. Area hotels at most can provide rooms for 20 to 25 people max. At this time there is nothing available other than West Park Activity Center which is not really appropriate. A large conference facility could be part of the community center everyone is asking for. Meeting facilities at the GE Energy Center and also at Villa La Paz/Cesar Chavez Center in Keene have been used in the past but only accommodates max of 90.
- There is a real need for a softball complex like they have in Bakersfield and Lone Pine; A softball field complex will bring in people from Bakersfield and other communities, especially during the hot summer months. The one in Lone Pine attracts 500 to 600 people to each softball tournament.
- Need a snack bar at Meadowbrook Park – if a building was available it could then be opened up to a volunteer group to operate.

#### District Operations

- The District needs to respond to the changes in the community's needs and interests; there is a need for the District to be aware, in touch and flexible to respond to those changes and make decisions that are based on what makes sense economically.
- People live Tehachapi, work in Tehachapi and want to play in Tehachapi. The District needs to be deep and wide by offering programs to all ages, to all groups and to a variety of people.

#### Maintenance

- More attractive, clean and safe parks and facilities.

#### Collaboration / Engagement

- Greater involvement by the community.
- Taking advantage of all partnering opportunities, i.e. partner with local churches in providing facilities, programs and events.

- More opportunities for the community to participate in non-organized play at a park.
6. *What do you see as the best opportunities for improvements to the existing park and recreation system to help bring about this success?*

#### District Operations

- The community has a sense that things have become too parochial and close between board members; some of the previous board members are related to current ones. There is a sense of nepotism being perceived by the community. This is seen as a weakness and undermines the programs offered by the District.
- The District outreach online needs to be better. The newspaper currently has to contact the District in order to get information on upcoming events.
- Better outreach (beyond what is available on the TVRPD website and at the office) is needed to inform community.
- The response back from District to inquiring patrons is not reliable and needs improvement.

#### Collaboration / Engagement

- There are good people in key positions that should be utilized: specifically Lisa Gilbert, Michelle Vance, Sandy Chavez, Jim Wood & Greg Garrett.
- An important collaboration/partnership needs to take place between the School District/City/ and District to provide stronger bonds and share resources. This can only happen if the existing barriers between the three agencies come down.

#### Programs Offered / Facilities

- Expand the existing skateboard park.
- Renovate the existing pool and pool building.
- Update the park system.
- Expand existing facilities to serve the greater Tehachapi area.
- Like to see Benz Visco Park come under TVRPD rather than remain a private entity. They have a huge football and soccer field complex that would be a tremendous asset for the District. And once it became a part of TVRPD it would no longer be subject to taxes, which the current private organization running it is.
- Would like to see Morris Park developed as soon as possible rather than remain unused. It does not have to be a fancy park with slides, trees, etc. Keep it simple. A big wide-open grassy field is all that is needed at this stage. The site used to be a turf farm and there is already agricultural water available on site. As time goes by and more resources become available then it could be further developed. But in the meantime, a wide open field that is mowed regularly will be a great place for kids to play pick up softball games, play catch, run around, etc. Believes local turf farms would willingly donate turf to help make this possible.
- Brite Lake could be an even more valuable asset as a revenue generator from camping, etc.
- Central Park is beautiful but electrical infrastructure needs substantial help.
- Biggest gap – need a facility manager on the ground during baseball and other events who has the clear authority to address problems in the crowd; now they end up distracting the sports officials and scorekeeper; on the ground leadership is required. Problem is that many people think this is the Beer League – get intoxicated –liquid courage – attitude of some young bucks in today's society who play like there is

someone scouting from the Dodgers as opposed to just having a good fun time; a facility manager will help maintain a family atmosphere during these events.

### Maintenance

- Improving the maintenance and tree trimming in the parks.
- Establish relationships and partnerships in order to continue maintaining the parks and facilities.

## 7. *How should parks and recreation be funded in the future?*

### Taxes / Fees

- The District needs to take inventory of the taxes and user fees that they receive from community. With the hardships of the current economy, people will likely not support an increase of taxes. An example of this is when Bear Valley attempted to raise taxes to add locks to mail boxes but the initiative was voted down by community.
- The school tax initiative on the ballot in November will be good indicator of whether people would be willing to approve an increase in taxes for recreation and parks or not.
- The District should try not to increase fees for programs or use of the facilities.
- Consider a Bond.
- Consider increasing the sales tax and program fees.
- A tax override similar to what was done for the local hospital and schools
- Consider charging more for facility use – i.e. rental fees for private use of their facilities.
- They should resist increasing fees for their regular programs as that might deter some families from using their programs.
- Bear Valley and Stallion Springs residents should be asked to pay more into the system than they are now.

### Fundraising

- Pursue more grants opportunities.
- Fundraising event – the Chamber has the Mountain Festival and Main Street has the Chili Cook Off. TVRPD should sponsor its own annual major fundraising event.

### District Operations

- Public perception of the TVRPD is hurting the District which in turn impacts their funds.

### Collaboration/Partnership

- The TVRPD needs to strengthen partnerships with other agencies, live within their means and provide programs that can support themselves financially.
- The City has access to District's funds. TVRPD was not pleased with City's recent decision to make a deal with the Rodeo Grounds.
- Corporate sponsors.

### Facilities

- There is a lot that TVRPD does to try to keep costs down – Little League encouraged to finish all their games before nightfall; so they don't have to turn on the field lights which are very expensive; long term solution would be to purchase and install new energy efficient field lights that use much less electricity.

8. *In what ways can TVRPD work more closely with you (organization, community, etc.) to better fund, manage and provide parks and recreation services in Tehachapi?*

District Operations

- The District is currently operating on a reactive manner and needs to be more proactive; the District should be reaching out to organizations/agency's that are willing to help them get the word out about programs, events, etc.
- Already partner very well with TVRPD; we in turn try to promote them given all they have done for us in the past

Engagement / Partnership

- Better outreach & informing of the community is needed to stay successful and viable.
- Consider more partnership for providing programs.
- The District should partner with the City of Tehachapi in providing more programs.

Programs Offered / Facilities

- More profitable programs—programs and events that generate revenue.
- A more proactive approach to planning community events.

We are already working closely with the District. We would love to work with them on getting Morris Park up and running. It does not have to be perfect; don't let "Bear Valley Syndrome" stop us from doing something good when the ideal is not financially feasible.

9. *Is there anything else you would like to add?*

District Operations

- Hopeful that the recent changes on the Board will have a positive impact, but there are concerns over how long the City will hang in there.
- District has made great progress with youth.
- The District is doing a very good job with the resources they have.

Engagement / Partnership

- Lots of people would love to be a part of the planning process and be more involved.
- If the District is partnering or sharing facilities owned and operated by local community organizations, the District should consider not charging fees to those local organizations for the use of District facilities.

Additional Comments

- People perceive us as a retirement community but the reality is that we have a lot of families living here – we just need to offer more things for youth to do which will keep them out of trouble and this is not just a TVRPD responsibility.
- Many people in town like to gripe and complain but it is getting better than it used to be; easier to deal with today; people are more open to change
- It is not cost effective to shop in Tehachapi; even with the high cost of gasoline it is cheaper for people to drive to Bakersfield for their groceries; the reason many small shopkeepers in town have been opposing the Walmart so they can keep gouging the rest of us as they have been doing for years.

TEHACHAPI VALLEY

RECREATION & PARKS DISTRICT

please Join Us!

at the **Recreation & Parks  
Master Plan  
Community Booth**

share your thoughts,  
your opinion matters!

- What would you like to see in the District's Parks?
- What recreation programs are you interested in?
- What parks and recreation facilities does the community need?

June 16th  
11:00 am - 5:00 pm  
@ the Chili Cookoff  
Downtown Tehachapi  
Green St. & Tehachapi Blvd.



### Questions?

Contact Jim Wood  
TVRPD General Manager  
(661) 822-3228



Parks  
Make  
Life  
Better!

## Community Intercept Event #1 – Chili Cookoff

June 16<sup>th</sup>, 2012

### BOARD #1 - What do you want to experience at local parks?

#### ACTIVITIES

Basketball: 8  
Soccer: 7  
Swimming: 6  
Fishing: 5  
Hiking: 4  
Golf: 3  
Biking: 2  
Walking/jogging: 2  
Karate: 2  
Archery: 2  
Mountain biking: 2  
Water Play: 2  
Softball/baseball: 1  
Badminton: 1  
Football: 1  
Picnics: 1  
Tennis: 1  
Volleyball: 1  
Other: 1  
Skate Boarding: 0  
Skiing: 0  
Inline hockey: 0

#### PROGRAMS

Adult sports: 0  
After School: 2  
Children: 3  
Community events: 2  
Computer: 1  
Cultural arts: 2  
Educational: 1  
Exercise: 1  
Extended daycare: 2  
Senior: 0  
Social gatherings: 0  
Teen: 3  
Cooking: 5  
Nature centers: 3  
Gymnastics: 1  
Cross training: 0  
Performing arts: 5  
Community gardens: 2  
Other: 2

## **BOARD #2 (1 of 2) - What's missing from Tehachapi Parks?**

### GOLDEN HILLS

Splash Pad: 3  
Teen Center: 1  
Aquatic Center: 1  
Recreation Center: 1  
Tennis: 1  
Horseshoes: 1

### CITY OF TEHACHAPI

Pool: 1  
Splash Pad: 3  
Soccer Field: 1  
Bowling Alley: 1

### OUTSIDE TEHACHAPI CITY

Teen Center: 2  
Recreation Center: 1  
Splash Pad: 1  
Aquatic Center: 1

## **BOARD #2 (2 of 2) - What's missing from Tehachapi Parks?**

### GOLDEN HILL

Golf course: 1  
Fairground event: 1  
Pickle ball: 1  
Bowling alley: 3  
Multi-generational: 1  
Tennis: 1  
Amphitheatre: 1

### CITY OF TEHACHAPI

Teen center: 2  
Tennis: 1  
Bowling alley: 1

### OUTSIDE TEHACHAPI

Bowling alley: 3

## **BOARD #3 – Water Cooler Comments**

- For kids and teens
- We need a senior softball league
- A community pool with water slides
- A water or spray park for the kids
- Create a new path out of old golf course in golden hills
- An active teen center downtown would be more than desirable

## **BOARD #4 - What other recreation activities & programs would you like to see in Tehachapi?**

### ART

- Kids art classes
- Art classes for kids and teens
- Art classes for kids & teens
- Craft classes for kids

### ROBOTICS

- Aviation/space/science camps
- Robotics or computer clubs/classes for teens
- Science camp

### THEATER

- Less musicals

### HIKING

- More hiking paths
- Map of paths & hiking club
- Geo caching (I don't know what that means)
- A nature center would be great

### DANCE

- Boy oriented dance classes
- Dancing classes geared to boys not just girls

### OTHER

- Cooking classes
  - Parent child (mommy & me)
  - Adult

### BOWLING

- Bowling classes for 12-18 year olds



## **BOARD #5 - Tell us what you think about the parks & facilities in Tehachapi**

### AIRPORT PARK

- Like: people come from all over the state and come camp here. Some stay in Tehachapi hotels, eat here, etc. they fly in because of our great town and airport

### WARRIOR PARK

- Like: great park for sledding in the winter

### DEPOT PARK

- Like: museum is awesome
- Like: the depot is total awesome! Love the trains!

### PIONEER PARK

- Like: gardens and flowers

### RAILROAD PARK

- Like: love the nice area with tables and stage

### ORCHARD GLEN PARK

- Dislike: should have play equipment

### BRITE LAKE

- Dislike: swimming
- Dislike: shade trees near water
- Dislike: play equipment
- Dislike: more hookup sites
- Dislike: shade swim
- Dislike: stock with more fish

### PHILIP MARXS CENTRAL PARK

- Like: adventure camp (5)
- Like: scout hut / playground
- Like: kid friendly
- Dislike: less druggies
- Dislike: needs pavilion w/picnic tables under it
- Dislike: need pavilion stage to use, especially for mt. festival & concerts in the park
- Dislike: functioning drinking fountains
- Dislike: water toys
- Dislike: fire ring for campfires

### DYE NATATORIUM (POOL)

- Like: outside pool
- Like: life guards (3)
- Like: the pool has been fixed up
- Like: pool is well maintained & swimming lessons
- Dislike: water seems too cold (3)

- Dislike: I would like more hours to swim
- Dislike: men's restroom privacy lacking! (door open to pool) (2)

#### MEADOWBROOK

- Like: baseball/softball fields (2)
- Dislike: rodent holes in ground
- Dislike: upgrade dugouts
- Dislike: playground equipment and water toys

#### MEADOWBROOK DOG PARK

- Dislike: shade (2)

#### OLLIE MOUNTAIN SKATE PARK

- Dislike: more supervision (2)

#### WEST PARK

- Dislike: more security
- Dislike: water toys

#### WEST PARK ACTIVITY CENTER

- Like: free play basketball (2)
- Like: gym size
- Like: volleyball classes, in general good facility
- Dislike: better floor
- Dislike: more ???

#### BENZ YOUTH SPORTS & CULTURAL CENTER

- Dislike: the scoreboard (go tvf)










| Park/Facility                | DB(1) | MGV  | KP   | SV  | TC  | MG  | MS  | DB(2) | SL  | MER | HR  | JM  | JP  | JP  | AS  | KB  | RG   | DS   | DR  | DT | KS  | GW  | SB  | JK   | RR  | JB  | TOTAL (mi) | ?     | Average Distance Traveled (mi) |
|------------------------------|-------|------|------|-----|-----|-----|-----|-------|-----|-----|-----|-----|-----|-----|-----|-----|------|------|-----|----|-----|-----|-----|------|-----|-----|------------|-------|--------------------------------|
| Brite Lake                   | 11    | 8    | 12   | 4   | 6.5 | 1.8 | 2.6 | 6.7   | 4.1 |     |     |     |     |     |     |     |      |      |     |    |     |     |     |      |     |     | 56.7       | 2.7   | 6                              |
| Philip Marx Central Park     | 15    |      | 16   |     | 1.5 | 8.5 | 9.3 | 14.7  | 3.6 | 1.3 | 7   | 7.8 | 5.2 | 5.2 | 4.8 | 4.5 | 12   | 14   | 1.7 |    | 0.5 |     | 1.7 | 0.25 |     | 3.7 | 138.25     | 12.25 | 7                              |
| Dye Natatorium               |       | 1.5  |      |     | 1.5 | 8.3 | 9.1 |       | 4   |     | 7.5 |     |     |     | 5.2 | 5   |      | 14.3 | 1.5 |    | 0.3 | 2.3 |     | 0.5  | 1.3 | 4.1 | 66.4       | 6.4   | 4                              |
| Meadowbrook Park             | 14    | 4    | 14   |     |     |     |     | 13    | 1.7 |     | 6.2 | 5.8 | 3.1 | 3.1 |     |     |      |      |     | 4  |     |     | 3.6 |      |     |     | 72.5       | 6.5   | 7                              |
| Meadowbrook Dog Park         |       | 4    |      |     |     |     |     |       | 1.7 |     |     |     |     |     |     |     |      |      |     |    |     |     | 3.6 |      |     |     | 9.3        | 0.3   | 3                              |
| Ollie Mountain Skate Park    | 15    |      |      |     |     |     |     |       |     |     |     |     |     |     |     |     |      |      |     |    |     |     |     |      |     |     | 15         | 0     | 15                             |
| West Park                    |       |      |      | 3   | 1   | 7.6 |     | 14    | 2.9 | 2   |     |     |     |     |     |     |      |      |     |    |     | 1.9 | 1.8 |      |     |     | 34.2       | 2.2   | 4                              |
| West Park Activity Center    | 15    |      |      | 3   | 1   |     |     | 14    | 2.9 |     | 6.2 |     |     |     | 4.1 | 3.8 |      | 13.6 |     |    |     |     |     |      |     | 2.9 | 66.5       | 6.5   | 7                              |
| Airport Park                 |       |      | 16   |     |     |     |     |       |     |     |     |     |     |     |     |     |      |      |     |    |     |     |     |      |     |     | 16         | 0     | 16                             |
| Warrior Park                 |       |      |      |     |     |     |     |       |     |     | 5.3 |     |     |     |     |     |      |      |     |    |     |     |     |      |     | 4.3 | 11.9       | 2.9   | 4                              |
| Depot Park                   |       |      | 15.5 | 3.2 |     |     | 8.8 |       |     |     |     |     |     |     |     |     |      |      |     |    | 0.9 |     |     | 0.6  |     |     | 29         | 4     | 6                              |
| Pioneer Park                 |       |      |      |     |     |     |     |       |     |     |     |     |     |     |     |     |      |      |     |    |     |     | 1.9 |      |     |     | 1.9        | 0.9   | 2                              |
| Railroad Park                |       |      | 16   |     |     |     | 8.9 |       |     |     |     |     |     |     |     |     | 11.6 |      |     |    | 0.9 | 2   | 1.8 | 0.5  |     |     | 41.7       | 6.7   | 6                              |
| Orchard Glen Park            |       | 0.25 |      |     |     |     |     |       |     |     |     |     |     |     |     |     |      |      |     |    |     |     |     |      |     |     | 0.25       | 0.25  | 0                              |
| Brave Park                   |       |      |      |     |     |     |     |       |     |     |     |     |     |     |     |     |      |      |     |    |     |     |     |      |     |     | 0          | 0     | 0                              |
| Tehachapi Rodeo Grounds      |       |      |      |     |     |     |     |       |     |     |     |     |     |     |     |     |      |      |     |    |     |     |     |      |     |     | 0          | 0     | 0                              |
| Tehachapi Inline Hockey Rink |       |      |      |     |     |     |     |       |     |     |     |     |     |     |     |     |      |      |     |    |     |     |     |      |     |     | 0          | 0     | 0                              |
| Benz Youth Sports Center     |       |      |      |     |     |     |     |       |     |     | 9.6 |     |     |     |     |     |      |      |     |    |     |     |     |      |     |     | 9.6        | 0.6   | 10                             |
| Freedom Trail                |       |      | 14   |     |     |     |     |       | 2.9 |     | 6.2 | 5.8 |     |     |     |     |      |      |     |    |     |     |     |      |     |     | 28.9       | 0.9   | 7                              |

# Community Intercept Event #1 Chili Cookoff

**TEHACHAPI VALLEY RECREATION & PARKS DISTRICT**

## tell us what you think about the parks & facilities in Tehachapi

What do you like about the park(s) you visit? What needs improvement? Please fill out a post-it with your comments and place it next to the appropriate park.










|  |   |  |
|--|---|--|
| <p><b>Brite Lake Recreation Area</b></p>  <p>what I like: <br/> what needs improvement:</p> | <p><b>Philip Marx Central Park</b></p>  <p>what I like: <br/> what needs improvement:</p>  | <p><b>Dye Natatorium (Pool)</b></p>  <p>what I like: <br/> what needs improvement:</p>  |
| <p><b>Meadowbrook Park</b></p>  <p>what I like: <br/> what needs improvement:</p>           | <p><b>Meadowbrook</b></p>  <p>what I like: <br/> what needs improvement:</p>               | <p><b>Ollie Mountain Skate Park</b></p>  <p>what I like: <br/> what needs improvement:</p>  |
| <p><b>West Park</b></p>  <p>what I like: <br/> what needs improvement:</p>                  | <p><b>West Park Activity Center</b></p>  <p>what I like: <br/> what needs improvement:</p> | <p><b>Tehachapi Inline Hockey Rink</b><br/>Benz Youth Sports and Cultural Center</p>  <p>what I like: <br/> what needs improvement:</p> |

Tehachapi Valley Recreation & Parks District - Recreation & Parks Master Plan

**TEHACHAPI VALLEY RECREATION & PARKS DISTRICT**

## tell us what you think about the parks & facilities in Tehachapi

What do you like about the park(s) you visit? What needs improvement? Please fill out a post-it with your comments and place it next to the appropriate park.

|  |   |   |
|--|---|---|
| <p><b>Airport Park</b></p>  <p>what I like: <br/> what needs improvement:</p>               | <p><b>Warrior Park (aka Park Alta Estates Park)</b></p>  <p>what I like: <br/> what needs improvement:</p> | <p><b>Depot Park</b></p>  <p>what I like: <br/> what needs improvement:</p>                            |
| <p><b>Pioneer Park</b></p>  <p>what I like: <br/> what needs improvement:</p>               | <p><b>Railroad Park</b></p>  <p>what I like: <br/> what needs improvement:</p>                             | <p><b>Orchard Glen Park (Carolyn Ln.)</b></p>  <p>what I like: <br/> what needs improvement:</p>       |
| <p><b>Brave Park (Manzanita Ln.)</b></p>  <p>what I like: <br/> what needs improvement:</p> | <p><b>Tehachapi Rodeo Grounds</b></p>  <p>what I like: <br/> what needs improvement:</p>                   | <p><b>Freedom Trail (near Meadowbrook Park)</b></p>  <p>what I like: <br/> what needs improvement:</p> |

Tehachapi Valley Recreation & Parks District - Recreation & Parks Master Plan

**TEHACHAPI VALLEY RECREATION & PARKS DISTRICT**

## Which parks do you visit most often? Please put your initials under the appropriate parks.

|  |   |   |   |
|--|---|---|---|
| <p><b>Brite Lake Recreation Area</b></p>    | <p><b>Philip Marx Central Park</b></p>                 | <p><b>Dye Natatorium (Pool)</b></p>                  | <p><b>Meadowbrook Park</b></p>           |
| <p><b>Meadowbrook Dog Park</b></p>          | <p><b>Ollie Mountain Skate Park</b></p>                | <p><b>West Park</b></p>                              | <p><b>West Park Activity Center</b></p>  |
| <p><b>Airport Park</b></p>                  | <p><b>Warrior Park (aka Alta Estates Park)</b></p>     | <p><b>Depot Park</b></p>                             | <p><b>Pioneer Park</b></p>               |
| <p><b>Railroad Park</b></p>                 | <p><b>Orchard Glen Park (Carolyn Ln.)</b></p>          | <p><b>Brave Park (Manzanita Ln.)</b></p>             | <p><b>Tehachapi Rodeo Grounds</b></p>    |
| <p><b>Tehachapi Inline Hockey Rink</b></p>  | <p><b>Benz Youth Sports &amp; Cultural Center</b></p>  | <p><b>Freedom Trail (near Meadowbrook Park)</b></p>  |   |

**TEHACHAPI VALLEY RECREATION & PARKS DISTRICT**

## What other recreation activities & programs would you like to see in Tehachapi?


Please fill out a post-it note and attach in the appropriate book.

robotics

hiking

other

# Community Intercept Event #1 Chili Cookoff





# Tehachapi Valley Recreation & Parks District Master Plan

## Community Workshop #2

September 13, 2012

6:30 p.m. – 8:30 p.m.

West Park Activity Center  
410 W. D Street, Tehachapi

---

## S U M M A R Y   R E P O R T

---

### INTRODUCTION

This community outreach event was designed to build on other outreach tools used to determine the parks and recreation needs of the district.

Notification about the workshop was advertised on the District's website and in flyers that were posted and circulated around the community.

### WORKSHOP FORMAT

A total of 35 community members signed-in at the workshop registration table and received an agenda and workshop exercise guide. Gayle Stewart, Chairperson of the of Tehachapi Valley Recreation & Parks District (TVRPD) Board of Directors, welcomed community members and provided an introduction to the project and an overview of the purpose of the Master Plan. Mark Sillings and Jim Pickel of MIG, Inc. went over the workshop agenda and exercises. Mr. Sillings then presented a PowerPoint of the Master Plan goals and public outreach process, and a detailed description of what the community has told us to date. His presentation was interspersed by a series of four exercises during which workshop participants prioritized options derived from the prior community input.

After presenting the outreach results regarding new facility needs, Mr. Sillings paused to allow workshop participants to perform Exercise 1, which consisted of each table recording their top priorities for new park and recreation facilities. The same procedure was followed for Exercises 2 through 4, in which participants were instructed to list their top priorities for improvements to existing facilities (Exercise 2), recreation programs and activities (Exercise 3), and funding strategies (Exercise 4). Each table group was instructed to work out a consensus amongst themselves and provided with a set number of colored dots with which they could indicate the choices they had made as a group.

At the conclusion of the presentation and exercises, Mr. Sillings facilitated a discussion with participants on any comments their table groups had come up with during the evening. These comments were recorded on a large wallgraphic (a photo-reduced copy is attached at the end of this report). They are also included, where applicable, following each Exercise result below.

**EXERCISE 1. NEW FACILITY REQUESTS**

Participants were given 5 dots and were asked to place a dot next to the 5 facilities they thought were most needed. They could put more than one dot on a facility.

| NEW FACILITY REQUESTS                     | DOTS       |
|---|------------|
| Hiking & Walking & Biking Trails          | ●●●●●●●●●● |
| Activity/Recreation Center w/ Pool        | ●●●●●●●●   |
| Community Center/Performing Arts Facility | ●●●●●      |
| Teen Center                               | ●●●●       |
| Sports Fields                             | ●●●        |
| Bowling Alley                             | ●●●        |
| Basketball Courts                         | ●●●        |
| Open Space                                | ●●         |
| Dog Park                                  | ●●         |
| Gymnasium                                 | ●●         |
| Events Facility/Rodeos, Festivals, etc.   | ●●         |
| Outdoor Swimming Pool                     | ●●         |
| Senior Center                             | ●          |
| Multi Purpose Center                      | ●          |
| Non-Motorized Trails                      | ●          |
| Driving Range                             | ●          |
| Tennis Courts                             | ●          |
| Splash Pool                               |            |
| Soccer Fields                             |            |
| Skate Park                                |            |
| Other (List below and place your dot)..   |            |

**NEW FACILITY REQUESTS – PARTICIPANT NOTES:**

- Center for multiple use (arts, sports, all group activities, Junior Miss, Prom, etc.)
- Equestrian trails
- Multi-use, non-motorized biking trail
- Equestrian arena for Gymkhana’s & AQHRA events
- Activity Center: Decent sound system
- Outdoor Swimming Pool: Splash pool (recirculating), open space for children to run and play
- Basketball Courts: Outdoor, other side of town from existing two hoop courts
- Gymnasium: locker rooms and workout equipment
- Golden Hills Golf Course: old Club House could double as a community/event center
- Rodeo festival

**EXERCISE 2. EXISTING PARK PRIORITIES**

Participants were given 7 dots and were asked to place the dots on the 7 improvements they thought were most needed. They could put more than one dot per improvement.

| EXISTING PARK PRIORITIES                     | DOTS  |
|--|-------|
| <i>Brite Lake Recreation Area</i>            |       |
| Improve swimming area                        | ●●●●● |
| Add hiking trails                            | ●●●●  |
| More shade trees near water                  | ●●●   |
| More camping sites with hook-ups             | ●●●   |
| Stock with more fish                         | ●     |
| Fairgrounds                                  | ●     |
| Biking Trails                                | ●     |
| Other (List below and place your dot)        |       |
|  |       |
| <i>Phillip Marx's Central Park</i>           |       |
| Amphitheater with stage                      | ●●●●  |
| Electricity needs improving                  | ●●    |
| Group picnic pavilion                        | ●●    |
| Spray Pool                                   | ●     |
| Canopy over play area                        | ●     |
| Improve existing and add drinking fountains  |       |
| Picnic areas with fire rings                 |       |
| Remodel and improve the Scout Hut            |       |
| Other (List below and place your dot)        |       |
|  |       |
| <i>Ollie Mountain Skate Park</i>             |       |
| Rest rooms with drinking fountains           | ●●●   |
| Shaded spectator area                        | ●     |
| Concrete park                                | ●     |
| Expand the skate park                        |       |
| Other (List below and place your dot)        |       |
|  |       |
| <i>West Park</i>                             |       |
| New gym floor                                | ●●●●● |
| New air conditioning for activity center/gym | ●●●   |
| Remodel/upgrade activity center              | ●●    |
| Commercial kitchen                           | ●     |
| More outdoor basketball courts               |       |
| Other (List below and place your dot)        |       |
|  |       |
| <i>Meadowbrook Park</i>                      |       |
| Improve park amenities (play equipment, etc) | ●●●●● |
| Improve the dog park & add shade             | ●     |
| Add loop system walking trails               | ●     |



|   |     |
|---|-----|
| Volleyball & basketball court                           | ●   |
| Outdoor exercise rec. area for adults & children        | ●   |
| Other   |     |
|   |     |
| <i>Dye Natatorium</i>                                   |     |
| Add an outdoor pool with shade/grass                    | ●   |
| Additional spectator space/seating                      | ●   |
| Expand building   | ●   |
| Solar Water Heater                                      | ●   |
| Other   |     |
|   |     |
| <i>Morris Park (Currently Undeveloped)</i>              |     |
| Multi-purpose community center/performing arts facility | ●●● |
| Multi-purpose sports fields for soccer/football         | ●●  |
| Neighborhood park amenities                             | ●   |
| Open space perimeter trail                              | ●   |
| Activity & rec. center w/ pool                          | ●   |
| Driving range   | ●   |
| Tennis court  | ●   |
| Develop a plan/Open space                               | ●   |
| Joint use w/ TUSD – property nearby                     | ●   |
| Other   |     |

**PARK PRIORITIES PARTICIPANT NOTES:**

- Philosophy: Improve & expand use of the facility.
- Partner with other entities – school, City, etc.
- Brite Lake: add long-term camping & equestrian trails, 5k/10k runs
- Improve H.S. Cross Country Course
- West Park Activity Center: open court sessions, improve swamp coolers, install lockers, upgrade the P.A. system
- Dye Natatorium: Paint the outside; heat the pool.
- Phillip Marx’s Central Park: Restrooms are in terrible condition

**EXERCISE 3. PROGRAM PRIORITIES**

Participants were given 5 dots and were asked to place a dot next to the 5 programs they thought were most important. They could put more than one dot per program.

| PROGRAM PRIORITIES                              | DOTS       |
|---|------------|
| Walking, hiking and biking trail opportunities  | ●●●●●●●●●● |
| Teen center activities                          | ●●●●●●●●   |
| Senior center activities                        | ●●●●●      |
| Contract classes for hobbies & learning         | ●●●●●      |
| More fields & facilities for sports programs    | ●●●●●      |
| Community center with classroom/studio programs | ●●●●●      |

|  |      |
|--|------|
| Performing arts programs               | ●●●● |
| Camping & fishing opportunities/events | ●●   |
| Family & neighborhood programs         | ●    |
| Cultural & Special Events              | ●    |
| Outdoor pool programs                  | ●    |
| Preserve open space & nature           | ●    |
| Exercise programs                      | ●    |
| Cultural and special events            | ●    |
| Zip Line Mountain Park                 | ●    |
| Racquetball courts                     | ●    |
| Sports programs                        | ●    |
| Museums and attractions                |      |
| Other (List below and place your dot)  |      |

**PROGRAM PRIORITIES PARTICIPANT NOTES:**

- Embrace volunteer opportunities
- Technology class
- Host sports tournaments
- Horse Trails
- Family & neighborhood programs including: organized hikes, cycling, movies in the park, outreach for youth
- More fields & facilities for sports programs through specific partnerships with Benz Visco and School District

**EXERCISE 4. FUNDING PRIORITIES**

Participants were given 6 dots and were asked to place them next to the 6 funding options they thought were most important. they could put more than one dot per funding option.

| FUNDING PRIORITIES   | DOTS     |
|--|----------|
| Apply for public & private grants  | ●●●●●●●● |
| Initiate an adopt-a-park program to have volunteer organizations pay for maintenance | ●●●●●●●● |
| Apply for state & federal grants for park development                                | ●●●●●●●● |
| Do community fundraising and donor recognition programs                              | ●●●●●●●● |
| Put a vote to the community to increase TVRPD assessments \$10 to \$20               | ●●●●●●   |
| Form a new maintenance assessment district in joint venture                          | ●●●●●●   |
| Go to the voters with a Park Improvement Bond  | ●●●●●    |
| Do fundraising through donations and sponsors  | ●●●●     |
| Look for advertising & naming rights partners  | ●●●●     |
| Partner with private commercial recreation operators                                 | ●●       |
| Bond   | ●●       |

|   |   |
|---|---|
| Put a surcharge on class fees and rental fees                       | ● |
| Adopt/Increase development fees to pay for new parks                | ● |
| Outsourcing % of maintenance  | ● |
| Establish user fees for new sports fields                           | ● |
| Just live with decreased level of maintenance of parks & facilities |   |

**FUNDING PRIORITIES PARTICIPANT NOTES:**

- Endowment - Trust; later, takes expertise
- Do community fundraising and donor recognition programs
  - TOPA: Top of Mind Awareness
  - Utilize large corporations
- Ask for donations for those who use the facilities or activities
- Initiate an adopt-a-park program to have volunteer organizations pay for maintenance
- Consider inmates as a resource
- Community Registry of Talents
- Make it affordable – current programs too expensive
- Go to the voters with a Park Improvement Bond
- Need assurance bond money actually goes to assigned project
- Apply for public & private grants
- Create a grant writing team; hire grant writer if necessary



*TVRPD Master Plan Community Workshop #2 held on September 13, 2012.*

**KEY FINDINGS**

Overall findings from workshop participants show they would like to see additional trails that can be used for walking, hiking and biking. This was by far the most popular choice for new facility requests, followed very closely by the desire for a new activity/recreation center that would feature a pool. Building upon the desire to see more trails built, workshop participants indicated that the most popular recreation programs will be ones that create opportunities to use the trail system. Another program priority is to expand activities available for teens. There was a general consensus that the amenities contained at Meadowbrook Park are in need of improvement.

In order to fund future new development and improvements to existing facilities the participants would like to see the District use a greater variety of funding options. The participants highly supported the idea of the District applying for public and private grants. They brought up the idea of creating a grant-writing team and were in support of hiring a grant specialist if necessary. Community fundraising, donor recognition programs, and large corporate donors were also popular options with participants. There was also some support expressed for putting a vote before the community for a modest increase to TVRPD assessments. There was little interest in increasing fees or adding surcharges to existing programs and rentals. In addition, there was some concern that existing programs might already be too expensive for some community members. Keeping costs down while searching for creative and voluntary sources of funding were more appealing options to participants.

**NEXT STEPS**

The workshop concluded shortly after 9:00pm. The workshop participants were informed that all of their comments and contributions would be included in the Needs Assessment portion of the Master Plan document, which will be presented to the District upon its completion.

# TVRPD Community Workshop 9-13-12

# RECREATION & PARKS

# MASTER PLAN

## #1 REC. FACILITIES

- ✓  BIKE TRAILS
- COMMUNITY CENTER
- RODEO FEST.
- OPEN SPACE
- ✓  TEEN CENTER
- GYM
- ✓  OUTDOOR BASKETBALL COURTS
- TENNIS COURTS
- EQUESTRIAN TRAIL / ARENAS
- ✓  OUTDOOR SWIMMING POOL
- ✓  REC. CENTER / COMMUNITY
- NON-MOTORIZED TRAILS
- SPORTS FIELDS
- DRIVING RANGE
- MULTI-PURPOSE CENTER

## #2 PARK IMPROV'S

- AMPHITHEATER - ZIP LINE
- ✓  DEV. PLAN → MORRIS PARK - COMM. CENTER - JOINT-USE - DRIVING RANGE - OPEN SPACE
- BRITE LAKE - SMALL FAIRGROUNDS - SWIMMING AREA // LONGER TERM CAMPING - HIKING / EQUEST. TRAILS ✓ - SHADE TREES ✓
- PHILIP MARY - ELEC. - AMPH / STAGE / RESTROOMS - SWAMP FANS - NEW GYM FLOOR ✓
- WEST PARK - OPEN COURT SESSIONS - SWAMP FANS - NEW GYM FLOOR ✓
- SOLAR HEATER - DYE NAT. - SPECT. SEATING
- MEADOWBROOK - PAR COURSE - LOOP SYS. - PLAY EQUIP. UPDATE
- OLIVE MNT. - MAKE CONC. - DRINK FTN / RESTROOM
- WEST PARK BEACH - LOCKERS - UPSHADE P.A.

## #3 PROGS NEEDED

- HIKING / BIKING TRAILS ✓ // ✓
- ✓  TEEN CENTER ✓ - MENTORSHIP
- SENIOR CENTER ✓ // ✓
- EQUESTRIAN TRAILS
- CAMPING / FISHING
- ✓  MORE FIELDS FOR PROGRAMS
- ✓  CONTRACT CLASSES
- ✓  PERFORMING ARTS ACTIVITIES
- OPEN SPACE / NATURE
- CULTURAL SPEC. EVENTS
- RAGBETBALL PROG.

## #4 FUNDING STRATEGIES

- ✓  GRANTS / BONDS
- ADVERTISING SPONSORS
- ✓  COMM. FUNDRAISING
- OUT-SOURCE MAINT.
- ✓  BONDS
- ✓  FUNDING ON-GOING MAINT.
- VOLUNTEER (NOT AS STEADY)
- ✓  DONATIONS / FUNDRAISING
- COMMUNITY REGISTRY
- ✓  PUBLIC / PRIVATE GRANTS
- ✓  RECOGNITION PROGRAM
- ✓  STATE / FEDERAL GRANT
- BUSINESS / COMM. PARTNERSHIP
- ✓  ADOPT A PARK PROGRAM
- ✓  PRIVATE OPERATORS
- PARTNER WITH H.S.
- PUBLIC / PRIVATE PARTNERSHIPS
- INCREASE FEES
- ✓  JOINT VENTURES



appendix b

---

TELEPHONE SURVEY







# **Research Network Ltd**

Facts for Business Decisions

**RESIDENT TELEPHONE SURVEY  
TEHACHAPI VALLEY RECREATION AND PARK DISTRICT**

**JUNE, 2012**

Prepared for:

**TEHACHAPI VALLEY RECREATION AND PARK DISTRICT**

Prepared by:  
Research Network Ltd.  
7215 47th Street NW  
Gig Harbor, Washington 98335  
Telephone: (253) 858-2550  
FAX: (253) 851-3015

## TABLE OF CONTENTS

| <u>SECTION/SUBJECT</u>                                       | <u>PAGE</u> |
|--|-------------|
| I. INTRODUCTION  | 3           |
| II. EXECUTIVE SUMMARY  | 5           |
| III. METHODOLOGY   | 9           |
| IV. RECREATION FACILITIES OR PROGRAMS USE                    | 12          |
| Recreation Benefits: County Sub-Area 2                       | 13          |
| Frequency of Recreation Facility Usage                       | 13          |
| Reasons for No Recreation Facility Usage                     | 16          |
| Recreation Facility or Park Most Often Used in the Last Year | 17          |
| Recreation Activity Most Often Conducted                     | 18          |
| Use of TVRPD Facilities and Programs                         | 19          |
| Rating Recreation System in District Overall                 | 20          |
| Rating Recreation Facilities Maintenance                     | 21          |
| Rating Geographic Distribution of Facilities                 | 23          |
| Recreation Activities Participation                          | 23          |
| Frequency of Recreation Programs Usage                       | 25          |
| Participation in Recreation Programs by Type                 | 27          |
| V. RECREATION NEEDS  | 29          |
| One System Improvement Respondents Want                      | 29          |
| Planned Use of Proposed Performing Arts Center               | 30          |
| Planned Use of Proposed Community Center                     | 32          |
| One Recreation Facility Respondents Want                     | 33          |
| One Recreation Program Respondents Want                      | 34          |
| Preferred Method of Cost Recovery for System Improvements    | 35          |
| Willingness to Pay Additional Annual Amount                  | 36          |
| Willingness to Pay Higher Program Cost                       | 37          |
| VI. RESPONDENT DEMOGRAPHY                                    | 39          |
| Age of Population  | 39          |
| Household Composition  | 40          |
| Householder Ethnicity  | 41          |
| Household Income   | 42          |
| APPENDIX   | 53          |
| Survey Questionnaire   |             |
| Response Tabulations   |             |
| Map of Kern County Sub-Area 2                                |             |

## I. INTRODUCTION

Research Network Ltd. offers for your review the results of the resident survey conducted for the Tehachapi Valley Recreation and Parks District. The resident survey was conducted as part of the Parks and Recreation Master Plan. The purpose of the survey was to obtain statistically valid, District-wide input on a variety of issues related to the Master Plan.

The resident survey is one of many methods being undertaken to involve the community in the Parks and Recreation Master Plan process. Other methods include public workshops, interviews of stakeholders, community questionnaires, and a self-administered questionnaire on the web. The purpose of gathering community input through a variety of methods is to ensure that the Parks and Recreation Master Plan is as inclusive as possible and that it reflects the views, preferences, and recreating patterns of District residents.

This document is presented in seven sections. Sections four through six include analysis and graphics for each of the following subject areas.

### ***Executive Summary***

The Executive Summary includes a review of key findings from the survey.

### ***Methodology***

The Methodology section details the methods used to design and implement the survey.

### ***Recreation Use***

The Recreation Facilities or Programs Usage section presents a detailed analysis of each survey inquiry. This discussion includes analysis and graphics for each of the following subject areas:

- Use of District Facilities/Programs
- Satisfaction with TVRPD Facilities/Programs
- Recreation Facility Usage
- Park Most Often Used in Last Year
- Recreation Activity Most Often Conducted
- Recreation Activities Participation
- Satisfaction with Valley Parks Maintenance
- Satisfaction with Valley Parks Distribution
- Frequency of Recreation Programs Use
- Recreation Program Usage

### ***Recreation Needs***

The Recreation Needs section presents a detailed analysis of each survey inquiry. This discussion includes analysis and graphics for each of the following subject areas:

- Preferred Valley Improvements
- Planned Use of Performing Arts Center
- Planned Use of Community Center
- One New Recreation Facility Desired
- One New Recreation Program Desired
- Prefer User Fee or Household Tax
- Willingness to Pay Additional Amounts for Facility or Service Improvements
- Willingness to Pay Additional Amount for Programs

***Demography***

The Respondent Demography section presents the results of the following demographic questions included in the survey:

- Age Distribution of Population
- Household Composition
- Ethnicity
- Household Income

***Appendices***

Included in the Appendix to this report are three Appendices:

- Survey questionnaire
- Tabulations of the responses to the survey
- Map of Kern County Sub-Area 2

## II. EXECUTIVE SUMMARY

### Highlights

After a careful review of the responses to the TVRPD resident survey, Research Network Ltd. has gleaned the following highlights.

- Recreation Benefits** More than four of every ten County Sub-Area 2 households polled (41%) stated that they seek physical fitness, health and well being benefits from their recreation choices. One-fourth of respondents (26%) replied that opportunities to gather and socialize with others is the primary benefit they seek from recreation. Together, these two benefits were identified by 67% of those polled. The benefit of learning opportunities for hobby, self-improvement or career development was cited by 18% of those polled while the benefit from recreational opportunities to give back to the community through volunteer work was a priority for 15% of the County Sub-Area 2 responding residents.
- Recreation Facility Use** Three in ten (29%) of the sample of TVRPD residents described themselves as a “Frequent User” of parks and recreation facilities (patrons of facilities at least three times per month). Nearly four of every ten residents (38%) were “Moderate Users” (patrons of facilities at least two to twenty-four times annually) of recreation facilities during the past year. The remainder (33%) was labeled “Light/Non Users” (patrons of facilities once per year and non-users).
- Non-Use Reasons** One in four District respondents (23%) stated they “Do Not Need to Use/Not of Interest.” Nearly one in five (18%) volunteered that age was the reason for lack of recreation facility use. An additional 11% stated they did not use parks facilities last year due to a lack of time while 9% reported illness or physical limitations as their reason.
- Most Used Facility** The eight recreation facilities reportedly most often used by households polled included Philip Marx Central Park, West Park, Meadowbrook Park, Brite Lake Recreation Area, TVRPD Office, West Park Activity Center, Tehachapi Mountain Park, and Dye Natatorium.
- Most Frequent Activity** The activity response reported most often (18%) by District residents was Walking/Hiking/Jogging/Running. This was followed by a response group defined as those who reported no recreation activity (15%). Playground/Tot Lot use was reported by 9% of the members of polled households while Swimming in a Pool was reported by 7%. One in twenty household members (5%) reported either Baseball, Basketball,

or Fishing while Picnicking was the activity most often reported by 4% of the population surveyed and 3% of these household members identified Walking a Pet as their most frequent recreation activity.

**TVRPD System Use** Two thirds of households polled (67%) stated that they have used parks or recreation programs provided by TVRPD. The remainder of the District residents surveyed (33%) stated they had not used District services.

**TVRPD Satisfaction** More than nine of every ten District households polled (91%) stated that they are either “very” or “somewhat” satisfied with recreation facilities and programs in the District. The remainder of the residents surveyed (9%) stated they are “somewhat” or “very dissatisfied.”

**Maintenance Rating** Nearly nine of every ten District households polled (89%) stated that they are either “very” or “somewhat” satisfied with recreation facilities maintenance in Tehachapi Valley. The remainder of the residents surveyed (11%) stated they are “somewhat” or “very dissatisfied.”

**Geo Distribution Rating** More than nine of every ten District households polled (93%) stated that they are either “very” or “somewhat” satisfied with the geographic distribution of recreation facilities in Tehachapi Valley. The remainder of the residents surveyed (7%) stated they are “somewhat” or “very dissatisfied.”

**Recreation Activities** The ten tested activities cited as being undertaken by the largest portion of Kern County Sub-Area 2 residents surveyed included Walking/Jogging/ Running for Recreation or Fitness (78%), Passive Use of Open Grass/Lawn Areas in Parks or Recreation Facilities (64%), Picnicking in Developed Sites (57%), Camping, Trailer/RV Camping in Developed Sites with Toilet and Table Facilities (49%), Trail Hiking (45%), Fishing in Fresh Water (41%), Bicycling on Paved Surfaces for Recreation or Fitness (38%), Off Road Vehicle Use Including Four-Wheel Drive, Motorcycles, ATVs, or Dune Buggies (32%), Bicycling on Unpaved Surfaces for Recreation or Fitness (31%), and Use of a Golf Course (26%).

District residents were polled regarding participation in two recreation activities. Their responses revealed that 91% of the household members participated in Walking/Jogging/Running/Hiking for Recreation or Fitness and 22% participated in Golf Course use.

**Rec Programs Use** District respondents described themselves as a “Frequent User” of recreation programs (patrons of programs at least once per week) 17% of the time. Less than one of every three residents (32%) was a “Moderate User” (patrons of programs

at least once to twenty-four times annually) of recreation programs during the past year. The remainder (51%) was labeled "Non Users."

**Program Types Use** The tested programs cited as being undertaken by the largest portion of District residents surveyed were Special Community Events (41%), Music, Drama, Dance, or Performing Arts Classes (15%), Fitness or Gymnastics Lessons or Classes (11%), Arts, Crafts, or Cooking Lessons (10%), Senior and Mature Adult Services and Programs (5%), and Parenting, Early Childhood Development Lessons or Classes (2%).

**Preferred Improvement** The two tested improvement categories garnering the largest response volume were Open Space Preservation and Enjoyment preferred by 28% of those polled. With an equal response rate was Arts and Cultural, Museum, or Performing Arts Facilities and Programs. The next largest share of responses was for Classes, Lessons, and Community Events, preferred by 26% of respondents. Active Sports Facilities and Programs was deemed the type of improvement wanted most by 19% of District residents.

**Perf. Arts Center Use** Less than one in ten District households (7%) planned to be a "Frequent User" of a potential Performing Arts Center (patrons at least once per week.) One of every four residents (25%) envision themselves a "Moderate User" (patrons at least six to twenty-four times annually) of a Performing Arts Center. "Light Users" (patrons one to five times per year) represented 40% of District residents polled. The remainder (28%) was labeled "Non Users."

**Community Center Use** Approximately 14% of the sample of District respondents planned to be a "Frequent User" of a potential Community Center (patrons at least once per week.) Three of every ten residents (31%) envision themselves a "Moderate User" (patrons at least six to twenty-four times annually) of a Community Center. "Light Users" (patrons one to five times per year) represented 24% of District residents polled. The remainder (31%) was labeled "Non Users."

**One Desired Facility** The response most often reported by District residents was a desire for no additional new recreation facilities, volunteered by one of every five respondents (21%). The eight recreation facilities cited as most desired by District residents surveyed were a Performing Arts Center (12%), Swimming Pool for Recreation or Lessons (8%), Community Center for Classes (7%), Bowling Alley (6%), Golf Course/Driving Range (4%), Water Parks (3%), Tennis Courts (3%), and Teen and Youth Club Facilities and Programs (3%).

- 
- One Desired Program** The response most often reported by District residents was a desire for no new recreation programs, volunteered by nearly one of every four respondents (29%). The seven recreation program types most often mentioned included Arts or Crafts Instruction or Lessons (10%), Swimming Lessons (5%), Music Instruction or Classes (5%), Senior Programs (4%), Personal Development or Business Instruction or Classes (4%), Cooking Instruction or Classes (3%), and Baseball or Softball (3%.)
- Preferred Cost** Six of every ten District households polled (60%) stated they prefer a User Fee to fund system improvements. Approximately three of every ten respondents (28%) stated they prefer a Household Tax. An additional 6% of respondents volunteered they would like to see a combination of both of the tested alternatives while 6% of those polled stated they “don’t want to pay anything” or “the District should pay for it from existing taxes.”
- Annual Increase** Seven of every ten households polled (71%) stated they are “somewhat” or “very” willing to support the minimum described annual increase of \$10. The share of respondents polled that are willing to support an annual increase of \$20 was nearly two-thirds (64%). Finally, the greatest increase tested (\$30) found support among four of every ten households (41%).
- Program Increase** Six of every ten households polled (60%) stated they are “somewhat” or “very” willing to support higher program sign-up costs of \$5 to \$10. Four in ten respondents (40%) stated they are “not very” or “not at all” willing to support such an increase.
- Demography** Key demographic characteristics (household composition) of households interviewed were compiled and reviewed against comparable benchmark data from the 2010 Census to conclude that the sample of respondents polled is a statistically reliable representation of the District as a whole.



### III. METHODOLOGY

**Purpose of the Survey** Research Network Ltd. was retained to design and implement a resident telephone survey among current households of the Tehachapi Valley Recreation and Parks District to assess resident attitudes and opinions relevant to the Parks and Recreation Master Plan. The subject areas of interest within the resident telephone survey included:

- Use of District Facilities/Programs
- Satisfaction with TVRPD Facilities/Programs
- Recreation Facility Usage
- Park Most Often Used in Last Year
- Recreation Activity Most Often Conducted
- Recreation Activities Participation
- Satisfaction with Valley Parks Maintenance
- Satisfaction with Valley Parks Distribution
- Frequency of Recreation Programs Use
- Recreation Program Usage
- Planned Use of Performing Arts Center
- Planned Use of Community Center
- Preferred Valley Improvements
- One New Recreation Facility Desired
- One New Recreation Program Desired
- Prefer User Fee or Household Tax
- Willingness to Pay Additional Amounts for Facility or Service Improvements
- Willingness to Pay Additional Amount for Programs
- Age Distribution of Population
- Household Composition
- Ethnicity
- Household Income

**Sample Design** A total of 300 interviews were completed with adult household heads living in the Tehachapi Valley Recreation and Parks District. These respondents were contacted through the use of a random digit dial sample. This sample methodology compensates for the incidence of unlisted telephone numbers.

Such a methodology, however, introduces to the sample telephone numbers of non-residential locations as well as residential locations not in the District, since telephone prefixes do not respect jurisdictional boundaries. Therefore, within the design of the survey instrument, two screening questions were implemented to eliminate those contacts that did not constitute District residents.

When contact was made with a respondent, the interviewer confirmed eligibility for participation in the survey with a

question confirming that their home was located within one of the two zip codes present in District. A second question asked for the name of the community of residence to identify and terminate interviews with households located outside the District.

These ten-minute interviews were conducted via telephone by professional interviewers during the June 2012 fielding of the resident telephone survey using direct-entry computer technology. Skilled supervisors of the field organization edited all interviews conducted among District residents and 10% were validated for accuracy.

### **Margin of Error**

A random sample survey is designed to interview a fraction of the households in a community with the desired outcome being that this survey group represents the opinions of those who were not surveyed. Such a random sample may, however, produce results that differ from those responses that would have been received if all households were interviewed. These differences are primarily generated as a result of what is known as “sample error.” The degree of sample error is primarily determined by:

- The total number of completed interviews
- The number of possible responses to each question
- The distribution of responses to each question

The sample error for a sample size of 300 ranges from  $\pm 2.5\%$  (for a question with two response categories, distributed 5%/95%) to  $\pm 5.8\%$  (for a question with two response categories, distributed 50%/50%) at the 95% confidence level. This means that if we were to survey every household in the District, we are confident that, 95% of the time, the results for a question (with two potential responses and a 50%/50% response distribution) would differ by less than 5.8 percentage points from the results derived from this sample.

The margin of error accrues to produce an answer range. For example, if a question derives a “blue” response from 50% of those asked the question, a random sample assumes that, 95% of the time, the actual percent of the entire population from which the sample is taken who would respond “blue” is between 44.2% and 55.8%.

It should be kept in mind that the margin of error may increase when subgroups of the full sample are being considered. This becomes important when comparing data for population subgroups based on categories such as sub-area, age, presence of children, or income. For example, the 95% confidence interval for a subgroup of 150 respondents yields an error range from  $\pm 3.6\%$  to  $\pm 8.2\%$ . Results for subgroups

are only highlighted when we have a high degree of confidence that the differences that distinguish a subgroup from the overall sample are statistically reliable.

**Questionnaire Design** The objectives of the design of the questionnaire not only accommodated those subject areas discussed previously, the questionnaire design included question wording and question order or rotation to mitigate bias in the inquiries. For example, the order of questions in a series can influence the responses given. To mitigate this, the order or position of such questions in a series was rotated.

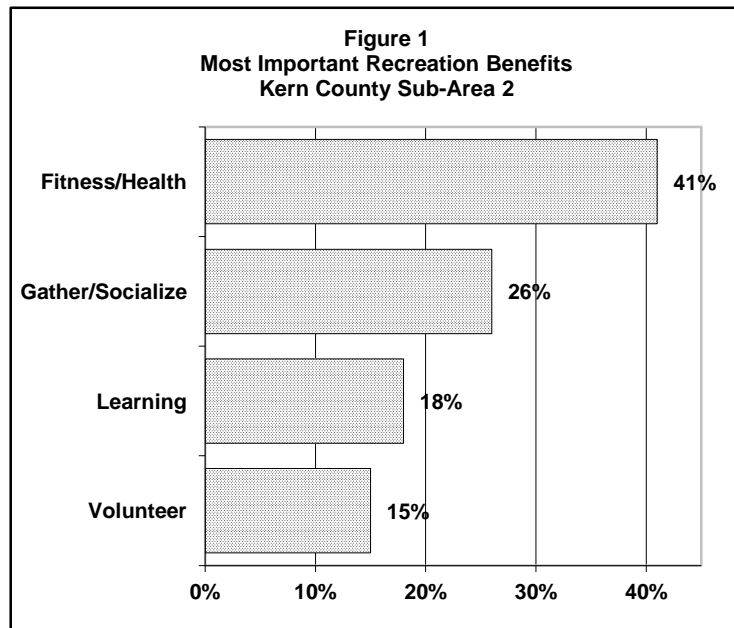
All responses collected during the interviews were computer-processed and tabulations between question answers and selected subgroups were made. These tabulations are included in the Appendix to this report.

Within the following analysis, the responses to each question by the entire sample of residents will be discussed and presented. For context, selected response information from the 2009 Kern County Parks and Recreation Master Plan survey will also be presented in the analysis. In addition, the analysis will highlight subgroups of the total TVRPD sample that provided responses that differed significantly from the total sample. Only those subgroups with response differences that are deemed statistically significant will be highlighted.

## IV. RECREATION FACILITIES OR PROGRAMS USAGE

### RECREATION BENEFITS DESIRED: COUNTY SUB-AREA 2

To provide context to our understanding of recreating patterns in the District, it is beneficial to review the responses to a question that was included in the 2009 Kern County Parks and Recreation Master Plan resident survey. This inquiry was posed to identify the reasons residents choose the recreation activities they do. These reasons or benefits are aimed at



understanding why the residents choose the recreation activities by identifying the benefits they seek from such activities. Kern County residents polled were asked to identify which of the four prelisted benefits they felt is most important when they or their household members seek recreation or leisure opportunities. The four benefit categories and the share of responses each received from residents of County Sub-Area 2 (which includes the Tehachapi Valley, Rosamond, California City, Mojave, etc. A map of County Sub-Area 2 is included in the Appendix) are presented in Figure 1.

As Figure 1 reveals, more than four of every ten households polled (41%) stated that they seek physical fitness, health and well being benefits from their recreation choices. Just over one of every four respondents (26%) replied that opportunities to gather and socialize with others is the primary benefit they seek from recreation. Together, these two benefits were identified by 67% of those polled. The benefit of learning opportunities for hobby, self-improvement or career development was cited by 18% of those polled while the benefit from recreational opportunities to give back to the community through volunteer work was a priority for 15% of Sub-Area 2 responding residents.

Table 1 below compares these recreation benefit responses from Kern County Sub-Area 2 residents to statistics derived from twenty other California municipalities where similar work has been conducted by Research Network Ltd.

|                  | Kern County<br>Sub-Area 2 | Twenty Selected California Municipalities |                  |        |
|------------------|---------------------------|---|------------------|--------|
|                  |                           | Lowest Response                           | Highest Response | Median |
| Health/Fitness   | 41%                       | 31%                                       | 54%              | 45%    |
| Gather/Socialize | 26%                       | 19%                                       | 36%              | 28%    |
| Learning         | 18%                       | 13%                                       | 28%              | 17%    |
| Volunteer        | 15%                       | 6%  | 16%              | 10%    |

As Table 1 illustrates, the residents polled in County Sub-Area 2 identified health and fitness benefits as most important to their recreation choices nearly as often as the average (41% vs. 45% on average among other cities surveyed.) The proportion of County Sub-Area 2 respondents polled that cited opportunities to gather or socialize as their most important recreation benefit was also nearly comparable to the norm of other cities polled on this subject (26% vs. 28% on average among other cities surveyed.)

County Sub-Area 2 residents interviewed are somewhat more likely to seek learning opportunities for hobby, self-improvement or career development (18% vs. 17% average). County Sub-Area 2 residents, were significantly more likely to seek opportunities to give back to the community through volunteer work than the average of other cities polled (15% vs. 10%).

#### FREQUENCY OF RECREATION FACILITY USAGE (*Appendix Table 10*)

Parks and recreation facility usage characteristics were explored in a general framework in the TVRPD resident telephone survey based upon a question probing overall facility usage in or outside of Tehachapi Valley. The usage frequency of the total sample of respondents is presented in Figure 2.

Figure 2 illustrates that 29% of the sample of telephone respondents described themselves as a “Frequent User” of parks and recreation facilities (patrons of facilities at least three times per month; top two bars in Figure 2).

Nearly four of every ten residents (38%) was a “Moderate User” (patrons of facilities at least two to twenty-four times annually)

of recreation facilities during the past year. The remainder (33%) was labeled “Light/Non Users” (patrons of facilities once per year and non-users).

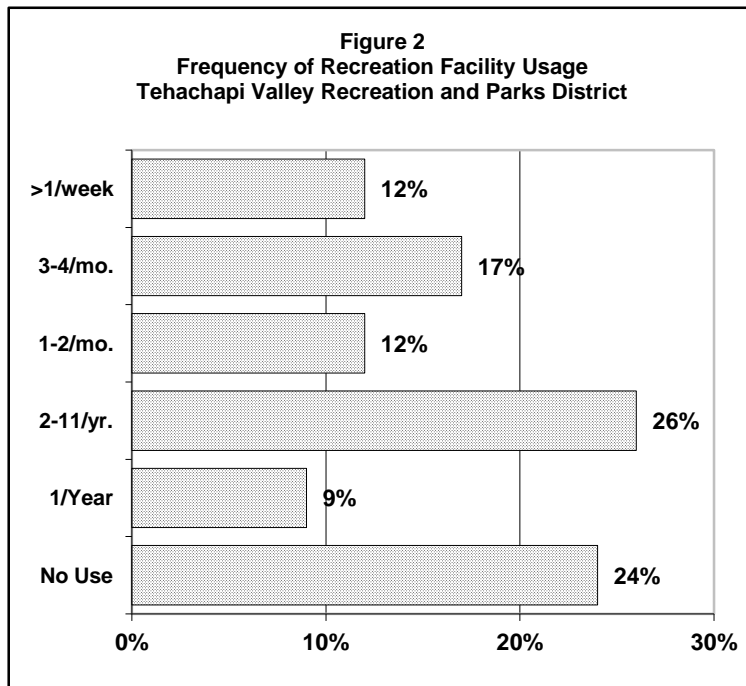


Table 3 compares these current facility usage responses from District residents to statistics derived from thirty-eight other surveys of California municipalities where Research Network Ltd. performed similar work as well as to the responses from County Sub-Area 2 of the 2009 Kern County Master Plan Survey.

As Table 3 illustrates, the share of residents polled in the District identifying themselves to be frequent users of parks was below the share of County Sub-Area 2 responses as well as substantially below the average of other municipalities surveyed (29% frequent users vs. 42% on average among other municipalities surveyed) while the share who reported no recreation facility use in the past year was above the average reported among County Sub-Area 2 residents as well as other California municipalities surveyed.

| Table 2<br>Frequency of Recreation Facility Usage<br>TVRPD vs. Thirty-eight Selected California Municipalities |       |                              |   |                     |        |
|--|-------|------------------------------|---|---------------------|--------|
|  | TVRPD | Kern<br>County<br>Sub-Area 2 | Thirty-eight Selected California Municipalities |                     |        |
|  |       |                              | Lowest<br>Response                              | Highest<br>Response | Median |
| Frequent Users   | 29%   | 32%                          | 19%   | 61%                 | 42%    |
| No Parks Use   | 24%   | 21%                          | 5%  | 40%                 | 14%    |

An examination of reported recreation facility use among District residents revealed the following *statistically significant differences*<sup>1</sup> in the share of frequent users among examined subgroups of the total sample. Such frequent users were most often found among:

- ✓ Respondents reporting a head of household less than 55 years (37% vs. 23% among those with a head 55 or older),
- ✓ Households with children less than 18 years (44% vs. 22% among those without),
- ✓ Those polled who lived in the City of Tehachapi (32% vs. 18% among those in other District areas).
- ✓ Residents who stated they would use a Performing Arts Center or Community Center if available to them in the future (33% to 36% vs. 16% to 17% among those who would not.)
- ✓ Respondents who prefer additional funding be handled as a household tax (41% vs. 22% among those preferring user fees.)
- ✓ Respondents who were willing to support increased funding for Valley recreation facilities and programs.

Nearly one of every four District resident households polled (24%) stated they did not use recreation facilities at all in the last year. Such non-users of recreation facilities were more likely to be found among:

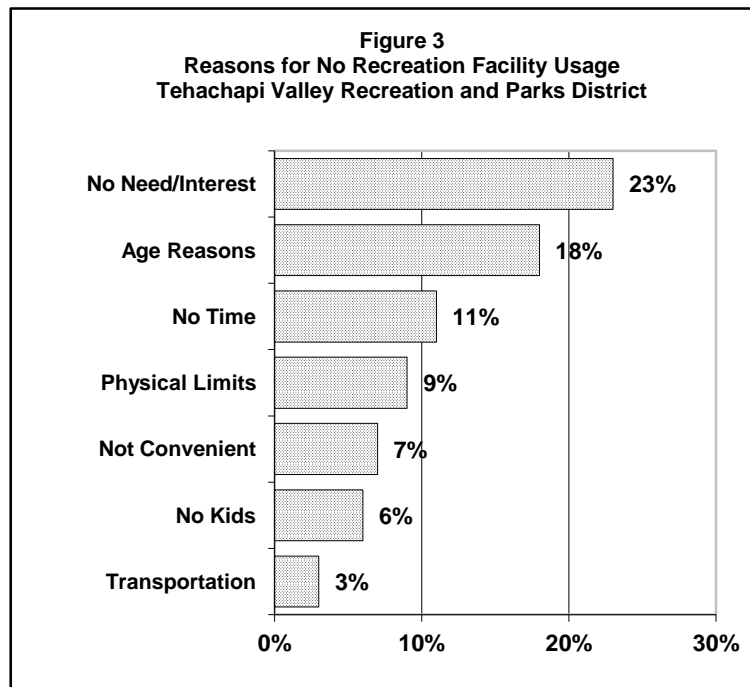
<sup>1</sup> This analysis compares the total sample of 300 households to subgroups of the total and highlights those differences in the response patterns that are statistically significant based upon the number of interviews in each subgroup analyzed.

- ✓ Respondents reporting a household head 70 years or over (46% vs. 16% among those with a younger head),
- ✓ Households without children less than 18 years of age (32% vs. 7% among those without).

#### REASONS FOR NO RECREATION FACILITY USAGE (Appendix Table 11)

Among District respondents who reported no usage of parks and recreation facilities during the last year, an inquiry as to the reasons was utilized. This inquiry was “open-ended” with responses being volunteered exclusively by the respondent. The seven answer categories receiving the largest share of responses are presented in Figure 3.

Figure 3 illustrates that 23% of the sample of telephone respondents stated they either do not need to use such facilities or they are not interested in using them. Nearly one in five (18%) volunteered that age was the reason for lack of recreation facility use. An additional 11% stated they did not use parks facilities last year due to a lack of time while 9% reported illness or physical limitations as their reason. Nearly one in ten households (7%) stated the recreation facilities are not conveniently located while 6% of District respondents volunteered a lack of children in the household as the reason. The share of those polled who have transportation constraints preventing them from using parks facilities represented 3%. The remaining answer categories that are not listed in Figure 3 each garnered less than 3% of the responses received.



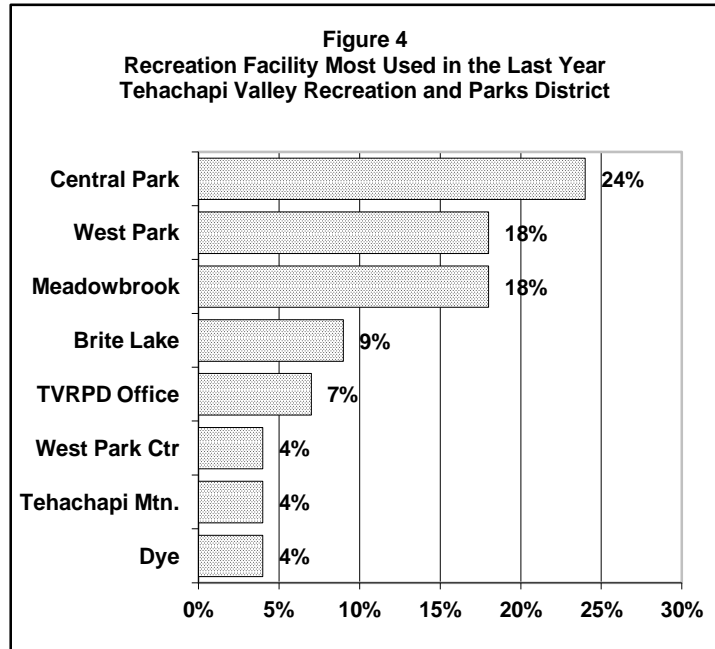
Nearly one in ten households (7%) stated the recreation facilities are not conveniently located while 6% of District respondents volunteered a lack of children in the household as the reason. The share of those polled who have transportation constraints preventing them from using parks facilities represented 3%. The remaining answer categories that are not listed in Figure 3 each garnered less than 3% of the responses received.



Due to the small volume of non-users asked this question, no examination of reasons reported to identify statistically significant differences was performed by subgroup.

RECREATION FACILITY MOST OFTEN USED (Appendix Table 12)

District residents polled were queried about the park or recreation facility that their household members most often used during the last year. The park names were not read to the respondents and respondents were asked to include facilities in or outside of Tehachapi Valley in their response as well as public or private facilities. Figure 4 illustrates the eight recreation facilities most often cited by



those polled, representing 88% of the responses received. The remaining parks mentioned that are not listed in Figure 4 each garnered less than 3% of the responses received.

An examination of reported recreation facility use among District residents to determine statistically significant differences in the share of use of specific parks among examined subgroups of the total sample was not performed due to the diversity of responses.

RECREATION ACTIVITY MOST OFTEN CONDUCTED (Appendix Table 13)

Respondents polled were asked to volunteer the one recreation activity each member of their household most often conducted in the last year. The list of activities was not read to respondents.

Figure 5 illustrates the activities identified by households polled. As

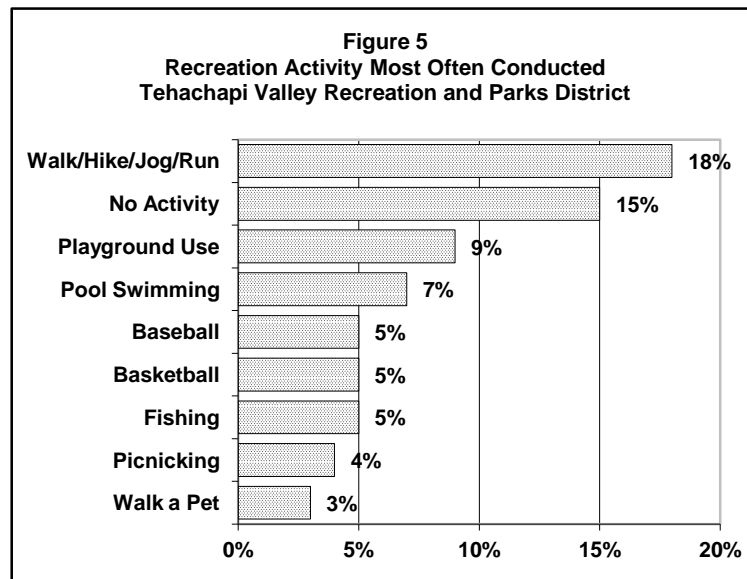


Figure 5 reveals, the activity response reported most often (18%) was Walking/Hiking/Jogging/Running. This was followed by a response group defined as those who reported no recreation activity (15%.) Playground/Tot Lot use was reported by 9% of the members of polled households while Swimming in a Pool was reported by 7%. One in twenty household members (5%) reported either Baseball, Basketball, or Fishing while Picnicking was the activity most often reported by 4% of the population surveyed and 3% of these household members identified Walking a Pet as their most frequent recreation activity.

An examination of reported recreation activity among District residents revealed the following *statistically significant differences*<sup>2</sup>:

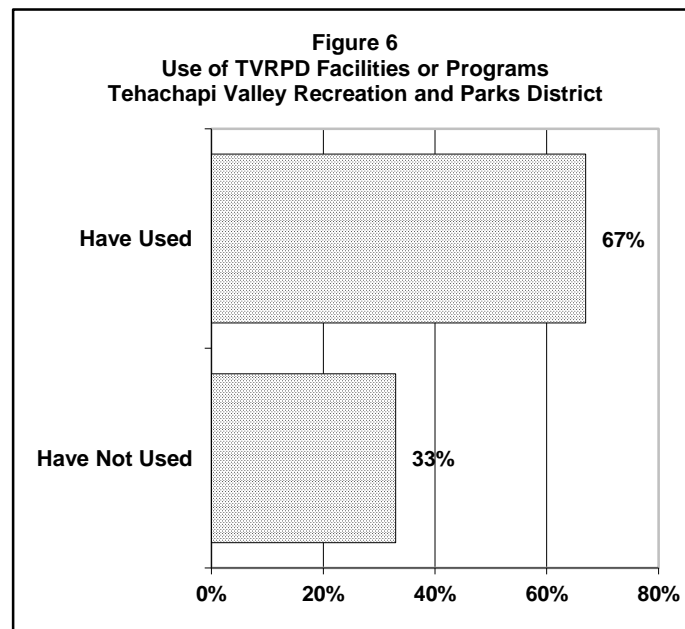
- ✓ Residents who reported most often Walking/Hiking/Jogging/Running were more often reported within households with a head 70 years or older (34% vs. 16% among households with a younger head),
- ✓ Household members who identified Playground/Tot Lot Activities were most often found among households with a head less than 45 years (21%).

<sup>2</sup> This analysis compares the total sample of 300 households to subgroups of the total and highlights those differences in the response patterns that are statistically significant based upon the number of interviews in each subgroup analyzed.

USE OF TVRPD FACILITIES AND PROGRAMS (Appendix Table 8)

Respondents polled were asked to choose from two statements regarding whether they had or have not used any TVRPD parks or recreation programs.

Figure 6 illustrates the fact that two thirds of households polled (67%) stated that they have used parks or recreation programs provided by TVRPD. The remainder of the residents surveyed (33%) stated they had not used District services.



An examination of the response distribution among District residents revealed the following *statistically significant differences*<sup>3</sup> in the share of respondents stating they have used TVRPD recreation and parks facilities.

- ✓ Respondents who reported a household head under 55 years were more likely to have used District facilities and programs (81% vs. 57% among those with a younger head),
- ✓ Households that reported one or more members less than 18 years were more likely to have used District facilities and programs (87% vs. 57% among those without),
- ✓ Those polled who identified their recreation facility or program use as frequent were more likely to have used District services (86% and 82%, respectively vs. 29% and 52%),
- ✓ District residents who were willing to pay additional amounts for TVRPD facilities and programs were more likely to have used District services.

<sup>3</sup> This analysis compares the total sample of 300 households to subgroups of the total and highlights those differences in the response patterns that are statistically significant based upon the number of interviews in each subgroup analyzed.

SATISFACTION WITH OVERALL TVRPD SERVICES (Appendix Table 9)

Respondents polled who confirmed use of TVRPD facilities or programs were asked to describe their satisfaction with the overall recreation facilities and programs provided by the District using a scale of “Very Satisfied,” “Somewhat Satisfied,” “Somewhat Dissatisfied,” and “Very Dissatisfied.”

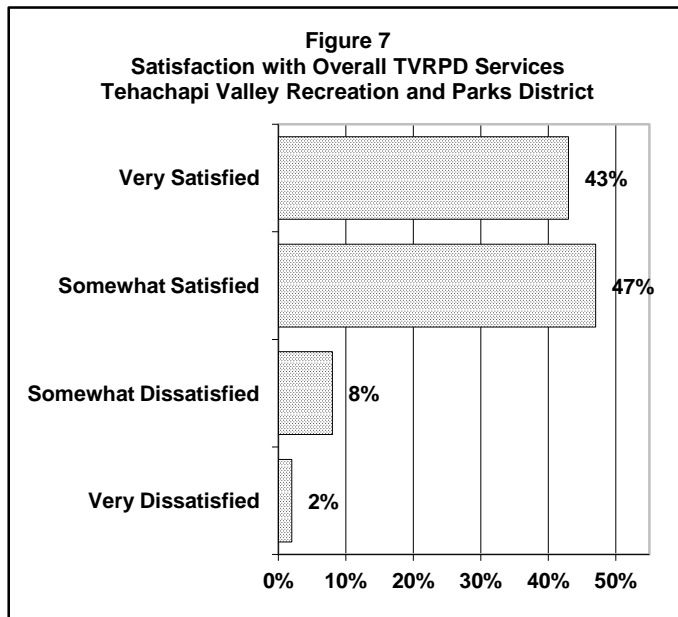


Figure 7 illustrates the fact that 91% of households polled stated that they are either “very” or “somewhat” satisfied with recreation facilities and programs in the District. The remainder of the residents surveyed (9%) stated they are “somewhat” or “very dissatisfied.”

An examination of the response distribution among District residents revealed no statistically significant differences in the share of respondents stating they are “very satisfied” with recreation and parks facilities in the District.

District vs. County Sub-Area 2 Responses

Table 7 displays the response distribution for those polled in the 2012 District survey as well as responses to a similar question included in the 2009 Kern County Master Plan Survey. As Table 7 illustrates, three out of four respondents living in County Sub-area 2 (75%) stated they are very or somewhat satisfied with the overall recreation facilities and programs system in Kern County. This compares with a 91% satisfied response among District residents.

| Table 3<br>Rating Recreation System Overall<br>District vs. County Sub-area 2 Responses |               |                        |
|---|---------------|------------------------|
|   | 2012 District | Kern County Sub-area 2 |
| Very Satisfied  | 43%           | 23%                    |
| Somewhat Satisfied  | 47%           | 52%                    |
| Not Very Satisfied  | 8%            | 20%                    |
| Not At All Satisfied  | 2%            | 5%                     |

RATING RECREATION FACILITIES MAINTENANCE (Appendix Table 16)

Respondents polled were asked to describe their satisfaction with the maintenance of recreation and parks facilities in Tehachapi Valley using a scale of “Very Satisfied,” “Somewhat Satisfied,” “Somewhat Dissatisfied,” and “Very Dissatisfied.”

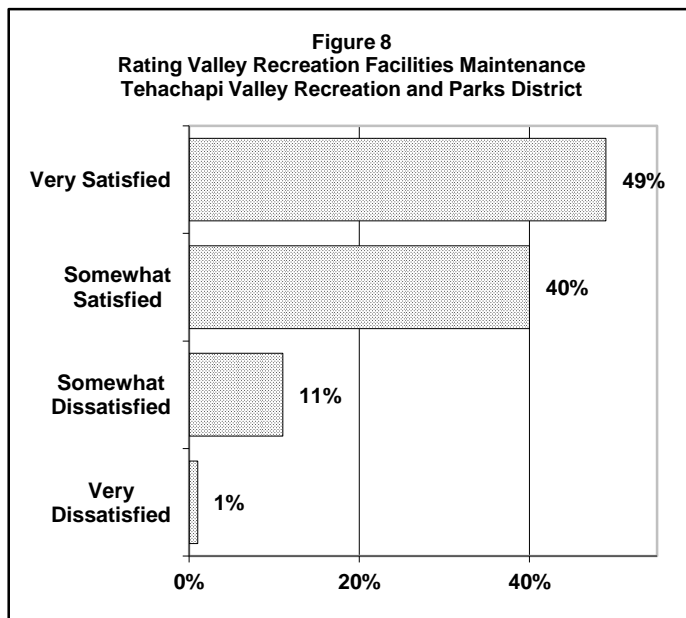


Figure 8 illustrates the fact that 89% of households polled stated that they are either “very” or “somewhat” satisfied with recreation facilities maintenance in Tehachapi Valley.

The remainder of the residents surveyed (11%) stated they are “somewhat” or “very dissatisfied.”

Table 4 below compares the facility maintenance responses from District residents to statistics derived from twenty-four other surveys of California municipalities where Research Network Ltd performed similar work as well as the County Sub-Area 2 responses.

| Table 4<br>Rating Recreation Facility Maintenance<br>TVRPD vs. Twenty-four Selected California Municipalities |       |                              |  |                     |        |
|---|-------|------------------------------|--|---------------------|--------|
|   | TVRPD | Kern<br>County<br>Sub-Area 2 | Twenty-four Selected California Municipalities |                     |        |
|   |       |                              | Lowest<br>Response                             | Highest<br>Response | Median |
| Very Satisfied  | 49%   | 31%                          | 8%   | 74%                 | 42%    |
| Somewhat Satisfied  | 40%   | 56%                          | 21%  | 57%                 | 47%    |
| Somewhat Dissatisfied   | 11%   | 9%                           | 1%   | 32%                 | 8%     |
| Very Dissatisfied   | 1%    | 4%                           | 0%   | 23%                 | 4%     |

As Table 8 illustrates, the share of residents polled in the District stating they are “Very Satisfied” with facility maintenance (49%) is above the 42% norm of levels posted among past experience and well above the responses received from residents of County Sub-Area 2 in the Kern County Master Plan Survey. Similarly, the response rate for “Very Dissatisfied” ratings (1%) is below the 4% norm posted in other municipalities and in the County Sub-Area 2 responses.

An examination of the response distribution among District residents revealed the following *statistically significant differences*<sup>4</sup> in the share of respondents stating they are “very satisfied” with recreation and parks facilities maintenance in Tehachapi Valley.

- ✓ Respondents who reported no household members less than 18 years were more likely to be very satisfied with maintenance (55% vs. 41% among those with children).

Respondents who were most likely to state that they are “somewhat” or “very dissatisfied” with recreation and parks facilities maintenance in the District included:

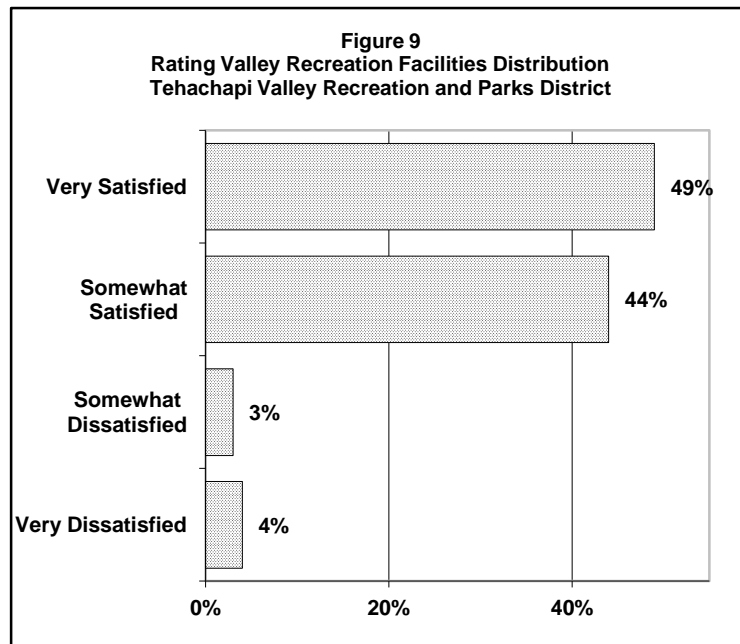
<sup>4</sup> This analysis compares the total sample of 300 households to subgroups of the total and highlights those differences in the response patterns that are statistically significant based upon the number of interviews in each subgroup analyzed.

- ✓ Households with a head less than 55 years (18% dissatisfied vs. 6% among those with an older head),
- ✓ Those polled who stated they have children less than 18 years (19% dissatisfied vs. 6% among those without.)

#### RATING GEO DISTRIBUTION OF RECREATION FACILITIES (Appendix Table 17)

Respondents polled were asked to describe their satisfaction with the geographic distribution of recreation and parks facilities in Tehachapi Valley using a scale of “Very Satisfied,” “Somewhat Satisfied,” “Somewhat Dissatisfied,” and “Very Dissatisfied.”

Figure 9 illustrates the fact that 93% of District households polled stated that



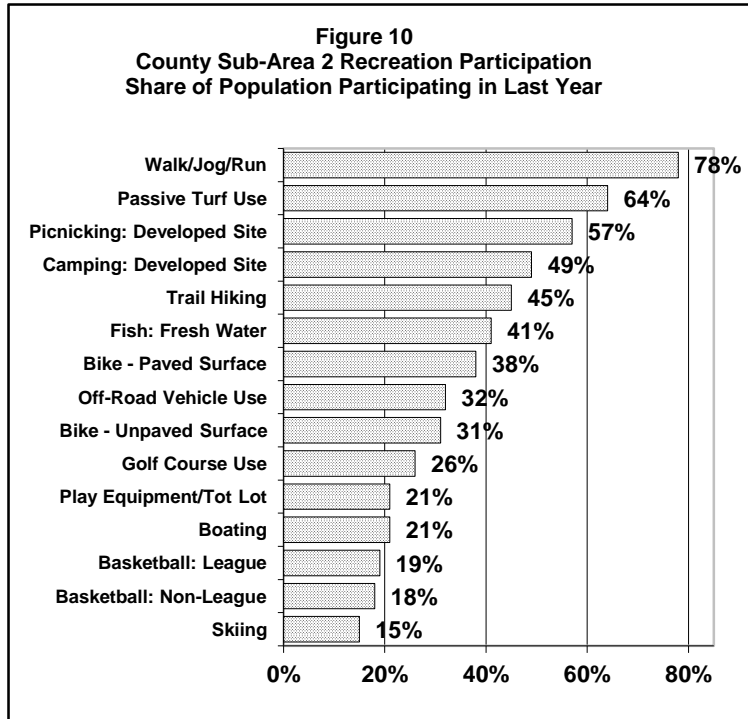
they are either “very” or “somewhat” satisfied with the geographic distribution of recreation facilities in Tehachapi Valley. The remainder of the residents surveyed (7%) stated they are “somewhat” or “very dissatisfied.”

An examination of the response distribution among District residents revealed no statistically significant differences in the responses.

#### RECREATION ACTIVITIES PARTICIPATION (Appendix Tables 14 to 15)

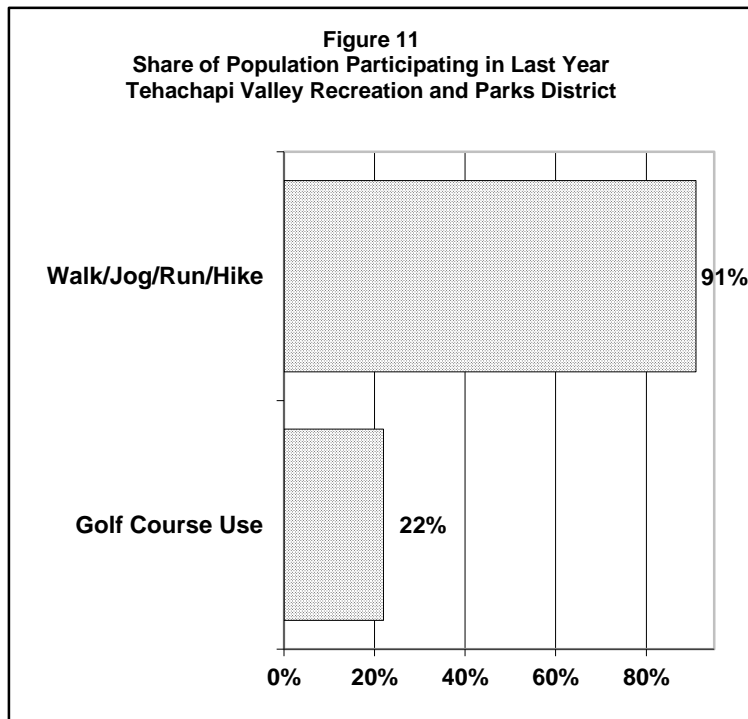
The 2009 Kern County Master Plan resident telephone survey solicited household members' behavior in performing an array of twenty-six recreation activities during the last year. Each respondent was queried regarding the number of members of their household who had conducted each activity during the past year.

The activities in Figure 10 are ranked by the share of the County Sub-Area 2 household members who reported participation in each activity at least once in the last year. Figure 8 lists the fifteen tested activities cited as being undertaken by the largest portion of County Sub-Area 2 residents surveyed. With this broader County Sub-Area context, the following Figure 11 illustrates the



responses received from TVRPD residents who were queried regarding how many of their household members participated in two specific recreation activities during the past year.

The activities in Figure 11 are ranked by the share of District household members who reported participation in each activity at least once in the last year. The data presented in Figures 10 and 11 may appear counter intuitive to representatives of organized sports leagues for youth and to elected officials who regularly host comments or testimony from them. To confirm the





validity of the Figure 10 participation levels in organized youth activities, it is important to recognize the demography of the area population. First, two-thirds of households in the District have no children less than 18 years (67% as of the year 2010 Federal Census). Further, youth ages 5 to 14 (the prime ages for youth sports) constituted approximately 12% of the total District population as of the 2010 Federal Census. However, it should be recognized that not all children in this age group participate in all sports, some participate in none, and some outside of this age group also participate.

**FREQUENCY OF RECREATION PROGRAMS USAGE** (Appendix Table 22)

Recreation programs usage characteristics were explored in a general framework in the resident telephone survey based upon a question probing overall usage of recreation programs or classes in or outside of Tehachapi Valley. The usage frequency of the total sample of respondents is presented in Figure 12.

Figure 12 illustrates that 17% of the sample of District respondents described themselves as a “Frequent User” of recreation programs (patrons of programs at least once per week.)

Less than one of every three residents (32%) was a “Moderate User” (patrons of programs at least once to twenty-four times annually) of recreation programs during the past year. The remainder (51%) was labeled “Non Users.”

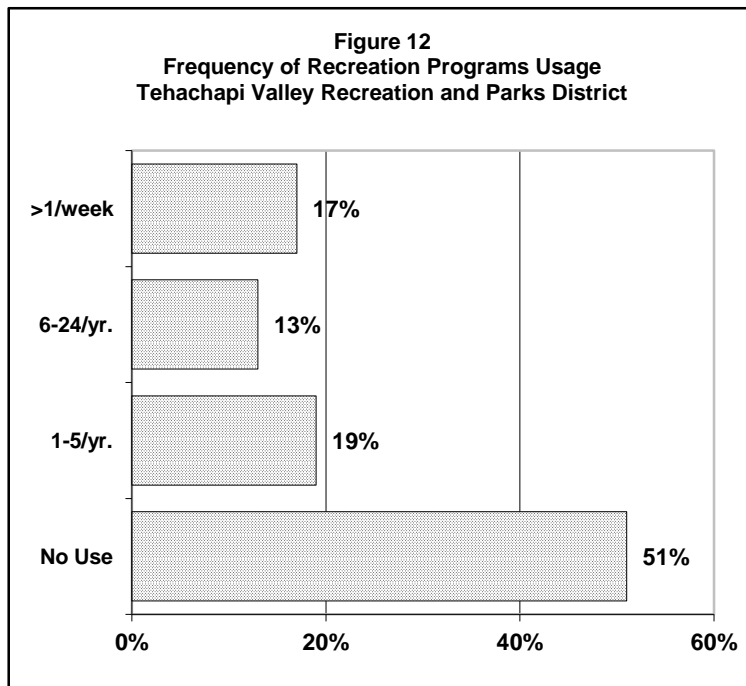


Table 5 compares these current recreation programs usage responses from District residents to statistics derived from twenty-one other surveys of California municipalities

where Research Network Ltd performed similar work as well as to responses from the County Sub-Area 2 respondents.

As Table 5 illustrates, the share of residents polled in the District identifying themselves to be frequent users of recreation programs was below average (17% frequent users vs. 22% on average among other cities surveyed) while the share who reported no recreation programs use in the past year was above average. The pattern of responses from District residents was comparable to responses received from County Sub-Area 2 residents.

| Table 5<br>Frequency of Recreation Programs Usage<br>TVRPD vs. Twenty-one Selected California Municipalities |       |                              |   |                     |        |
|--|-------|------------------------------|---|---------------------|--------|
|  | TVRPD | Kern<br>County<br>Sub-Area 2 | Twenty-one Selected California Municipalities |                     |        |
|  |       |                              | Lowest<br>Response                            | Highest<br>Response | Median |
| Frequent Users   | 17%   | 12%                          | 13%   | 30%                 | 22%    |
| No Use   | 51%   | 52%                          | 31%   | 82%                 | 48%    |

An examination of the response distribution among District residents revealed the following *statistically significant differences*<sup>5</sup> in the share of respondents stating they are “frequent” users of recreation programs in or outside Tehachapi Valley.

- ✓ Respondents who reported being “frequent” users of parks and recreation facilities in general (32% vs. 8% among infrequent users),
- ✓ Those polled who reported having children less than 18 years of age (31% vs. 10% among those without).

Those respondent households who were most likely to report no use of recreation programs in the past year included:

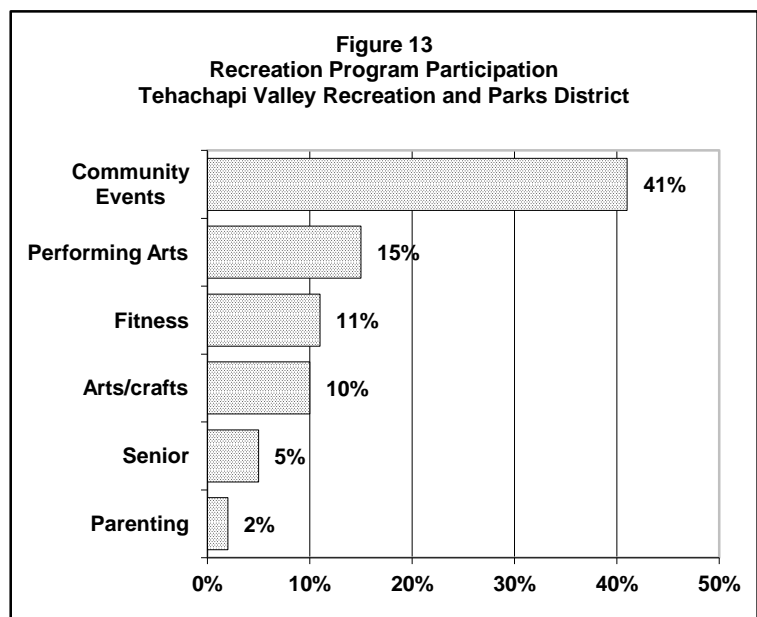
- ✓ Households with a head 55 years or older (60% vs. 37% among those with a younger head),

<sup>5</sup> This analysis compares the total sample of 300 households to subgroups of the total and highlights those differences in the response patterns that are statistically significant based upon the number of interviews in each subgroup analyzed.

- ✓ Those polled who reported no children less than 18 years of age (63% vs. 26% among those with),
- ✓ Respondents who described their household income as less than \$50,000 (55% vs. 43% among those with higher reported incomes),
- ✓ Residents surveyed who were “infrequent” users of parks and recreation facilities in general (77% vs. 32% among frequent users),
- ✓ Households polled who stated they are not at all willing to pay either \$10, \$20 or \$30 per year to fund recreation system improvements.

### PARTICIPATION IN RECREATION PROGRAMS (Appendix Tables 23-29A)

The activities in Figure 13 are ranked by the share of the household members surveyed who reported participation in each type of program. As Figure 13 reveals, the tested programs cited as being undertaken by the largest portion of District residents surveyed were Special Community Events (41%), Music, Drama, Dance, or Performing Arts Classes



(15%), Fitness or Gymnastics Lessons or Classes (11%), Arts, Crafts, or Cooking Lessons (10%), Senior and Mature Adult Services and Programs (5%), and Parenting, Early Childhood Development Lessons or Classes (2%).

An examination of reported recreation program use among District residents revealed the following *statistically significant differences*<sup>6</sup> among examined subgroups of the total sample:

<sup>6</sup> This analysis compares the total sample of 300 households to subgroups of the total and highlights those differences in the response patterns that are statistically significant based upon the number of interviews in each subgroup analyzed.

- ✓ Households reporting participation in Music/Drama/Dance/Performing Arts programs were most often found among those polled with a head 45 to 54 years (30% vs. 15% norm,)
- ✓ Residents interviewed who most often reported participation in Special Community Events were more often noted among those with a head less than 70 years (48% vs. 18% among those with an older head.)

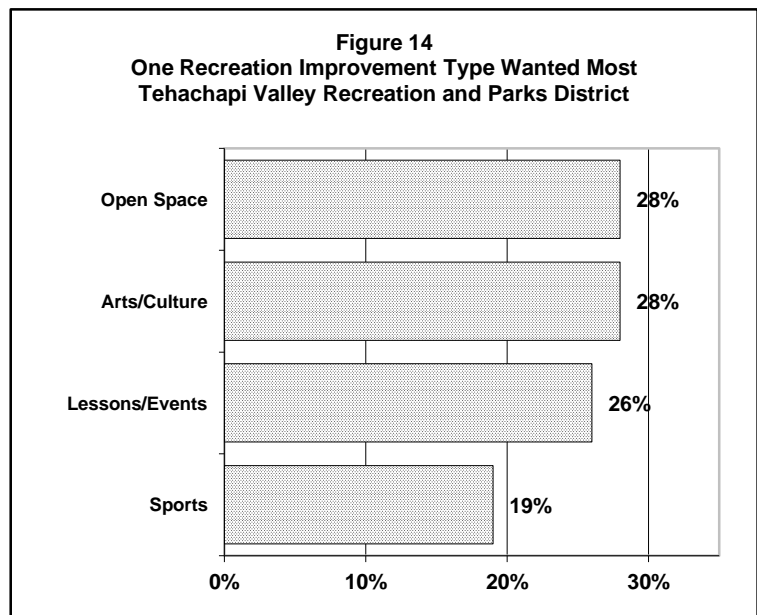
## V. RECREATION NEEDS

### ONE SYSTEM IMPROVEMENT RESPONDENTS WANT (Appendix Table 20)

Four types of recreation system improvements were read and respondents were asked to choose the **one** that would best suit the needs of their household. The four improvement categories were defined as:

- Active Sports Facilities and Programs
- Arts and Cultural, Museum, or Performing Arts Facilities and Programs
- Classes, Lessons, and Community Events
- Open Space Preservation and Enjoyment

As Figure 14 reveals, the two tested improvement categories garnering the largest response volume were Open Space Preservation and Enjoyment preferred by 28% of those polled. With an equal response rate was Arts and Cultural, Museum, or Performing Arts Facilities and Programs. The next largest share of responses was for Classes, Lessons, and Community Events, preferred by 26% of respondents. Active Sports Facilities and Programs was deemed the type of improvement wanted most by 19% of District residents.



by 26% of respondents. Active Sports Facilities and Programs was deemed the type of improvement wanted most by 19% of District residents.

An examination of preferred recreation improvement types among District residents revealed the following *statistically significant differences*<sup>7</sup> among examined subgroups of the total sample:

- ✓ Residents interviewed who preferred Open space preservation and enjoyment were most often found among households without children (34% vs. 16% with), and among respondents who were unwilling to contribute additional financial support to system improvements.
- ✓ Households that preferred Arts and Cultural, Museum, or Performing Arts Facilities and Programs were most often found among households earning \$50,000 or more annually (31% vs. 21% among those with lower incomes) and among those who were willing to contribute additional financial support to system improvements.
- ✓ Those polled who preferred Classes, Lessons, and Community Events were most often found among those who were willing to contribute additional financial support to system improvements.
- ✓ District residents who preferred Active Sports Facilities and Programs were most found among households with children less than 18 years (30% vs. 13% among those without.)

#### USE OF PROPOSED PERFORMING ARTS CENTER (Appendix Table 18)

Planned usage of a potential Performing Arts Center was explored in a general framework in the resident telephone survey. The reported usage frequency of the total sample of respondents is presented in Figure 15.

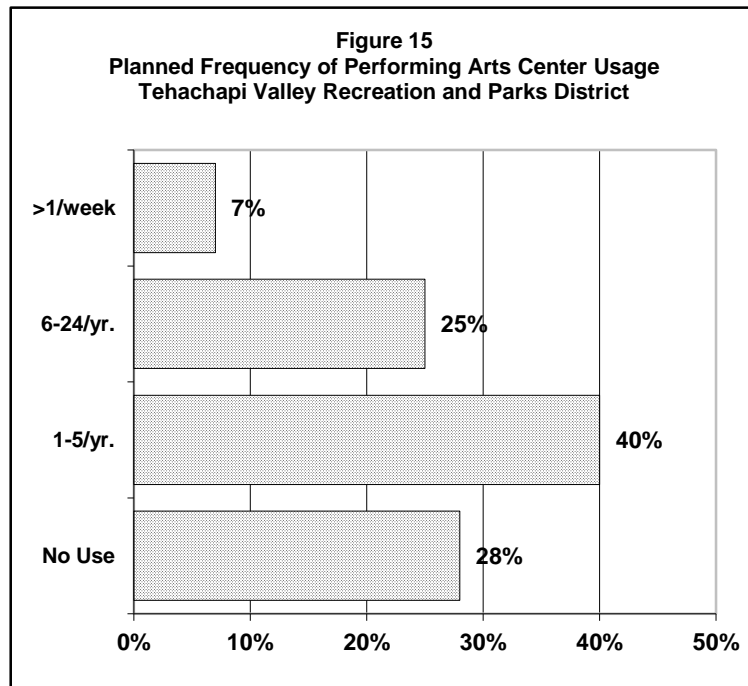
Figure 15 illustrates that 7% of the sample of District respondents planned to be a "Frequent User" of a potential Performing Arts Center (patrons at least once per week.) One of every four residents (25%) envision themselves a "Moderate User" (patrons at least six to twenty-four times annually) of a Performing Arts Center. "Light Users" (patrons one to five times per year) represented 40% of District residents polled. The remainder (28%) was labeled "Non Users."

---

<sup>7</sup> This analysis compares the total sample of 300 households to subgroups of the total and highlights those differences in the response patterns that are statistically significant based upon the number of interviews in each subgroup analyzed.

An examination of planned use of a potential Performing Arts Center among District residents revealed the following *statistically significant differences*<sup>8</sup> among examined subgroups of the total sample:

- ✓ District residents who reported planned usage were more often found among households with a younger household head (85% planned usage among households with a head less than 45 years compared with 58% planned usage among households 70 years or older.)
- ✓ Those polled who reported planned usage were more often found among households with children under 18 years (87% planned use vs. 65% among those without.)
- ✓ Respondents who reported planned use were more often found among households with a reported income of \$50,000 or more (82% vs. 64% among those with lower incomes.)
- ✓ Residents surveyed who reported planned use were more often found among frequent users of facilities (84% vs. 48% among infrequent users.)
- ✓ District residents who reported planned usage were more often found among those who were willing to contribute additional financial support to system improvements.



<sup>8</sup> This analysis compares the total sample of 300 households to subgroups of the total and highlights those differences in the response patterns that are statistically significant based upon the number of interviews in each subgroup analyzed.

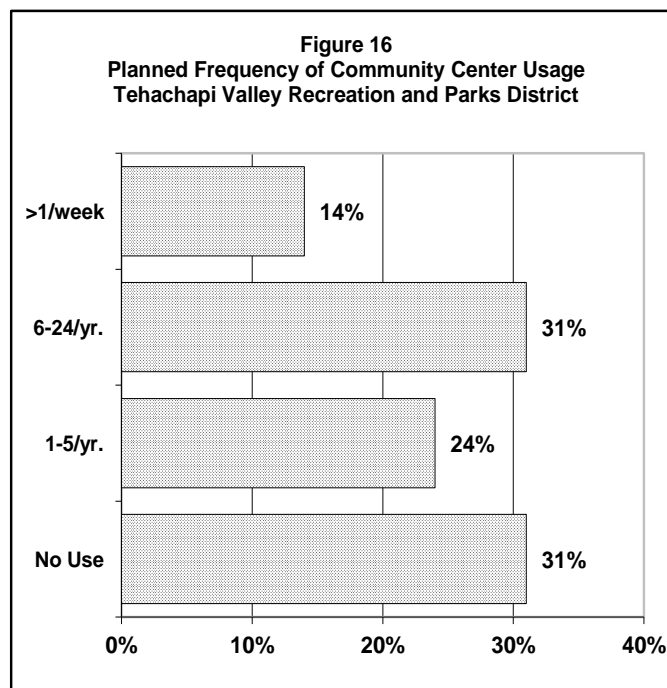
USE OF PROPOSED COMMUNITY CENTER (Appendix Table 19)

Planned usage of a potential Community Center was explored in a general framework in the resident telephone survey. The reported usage frequency of the total sample of respondents is presented in Figure 16.

Figure 16 illustrates that 14% of the sample of District respondents planned to be a “Frequent User” of a potential Community Center (patrons at least once per week.) Three of every ten residents (31%) envision themselves a “Moderate User” (patrons at least six to twenty-four times annually) of a Community Center. “Light Users” (patrons one to five times per year) represented 24% of District residents polled. The remainder (31%) was labeled “Non Users.”

An examination of planned use of a potential Community Center among District residents revealed the following *statistically significant differences*<sup>9</sup> among examined subgroups of the total sample:

- ✓ District residents who reported planned usage were more often found among households with a younger household head (84% planned usage among households with a head less than 45 years compared with 50% planned usage among households 70 years or older,)
- ✓ Those polled who reported planned usage were more often found among households with children less than 18 years (83% planned use vs. 62% among those without,)



<sup>9</sup> This analysis compares the total sample of 300 households to subgroups of the total and highlights those differences in the response patterns that are statistically significant based upon the number of interviews in each subgroup analyzed.

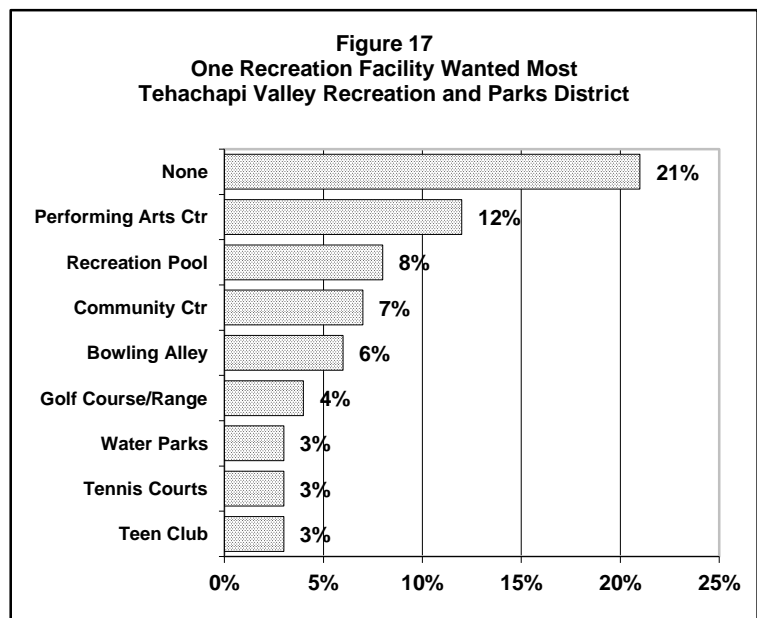


- ✓ Respondents who reported planned use were more often found among households with a reported income of \$50,000 or more (76% vs. 64% among those with lower incomes.)
- ✓ Residents surveyed who reported planned use were more often found among frequent users of facilities (83% vs. 43% among infrequent users,)
- ✓ Those polled who lived in areas other than the City of Tehachapi were more likely to report planned use of a potential community center (82% vs. 65% in the City.)
- ✓ District residents who reported planned usage were more often found among those who were willing to contribute additional financial support to system improvements.

ONE RECREATION FACILITY RESPONDENTS WANT (Appendix Table 21)

Respondents were asked to volunteer **one** recreation facility their household would MOST like to see added in the Tehachapi Valley. This inquiry was asked in an unprompted form with all responses being volunteered by respondents and recorded verbatim.

As Figure 17 reveals, the response most often reported was a desire for no additional new recreation facilities, volunteered by one of every five respondents (21%). These households with no desire for new facilities were more often found among households with a head 45 years or older (26% vs. 9% among those with a younger head), among households without children

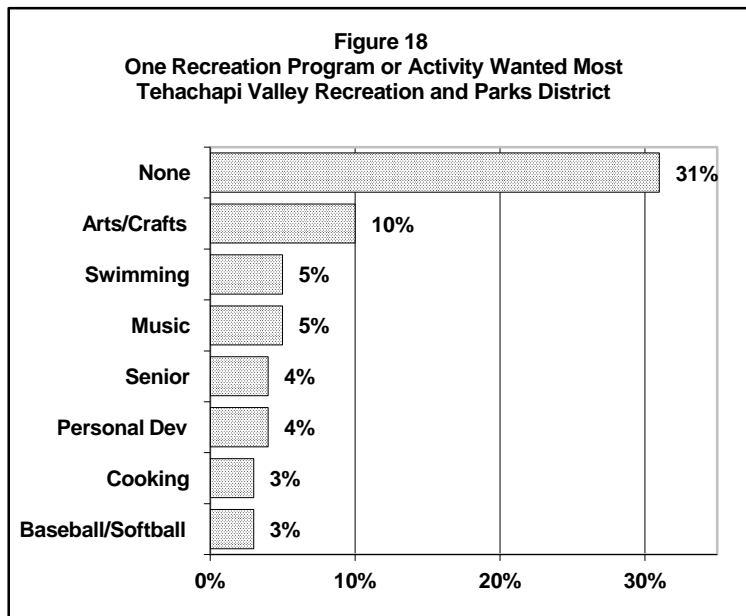


under 18 years present (26% vs. 13% among those with children), and among respondents not at all willing to pay \$10, \$20 or \$20 additional per year to fund recreation improvements in the District.

The eight recreation facilities cited as most desired by District residents surveyed were a Performing Arts Center (12%,) Swimming Pool for Recreation or Lessons (8%,) Community Center for Classes (7%,) Bowling Alley (6%,) Golf Course/Driving Range (4%,) Water Parks (3%,) Tennis Courts (3%,) and Teen and Youth Club Facilities and Programs (3%). All remaining mentions received a response volume that was less than 3% of those polled.

An examination of desired recreation facilities among District residents to determine statistically significant differences in the responses among examined subgroups of the total sample was not performed due to the diversity of responses.

ONE RECREATION PROGRAM RESPONDENTS WANT (Appendix Table 29B)



Respondents were asked to volunteer **one** recreation program their household would **MOST** like to see added in Tehachapi Valley. This inquiry was asked in an unprompted form with all responses being volunteered by respondents and recorded verbatim.

As Figure 18 reveals, the response most often reported was a desire for no new recreation programs, volunteered by more than three of every ten respondents (31%).

A similar share of County Sub-Area 2 residents (29%) reported no desire for additional programs or activities.

These District households with no desire for new facilities were more often found among households with a head 70 years or older (49% vs. 15% among those with a head less than 45 years); and among households without children under 18 years present (36% vs. 20% among those with children), among respondents who were infrequent users of parks and recreation facilities (45% vs. 14% among frequent users), and among those

who are not willing to pay \$10, \$20 or \$30 additional per year to fund new recreation system improvements.

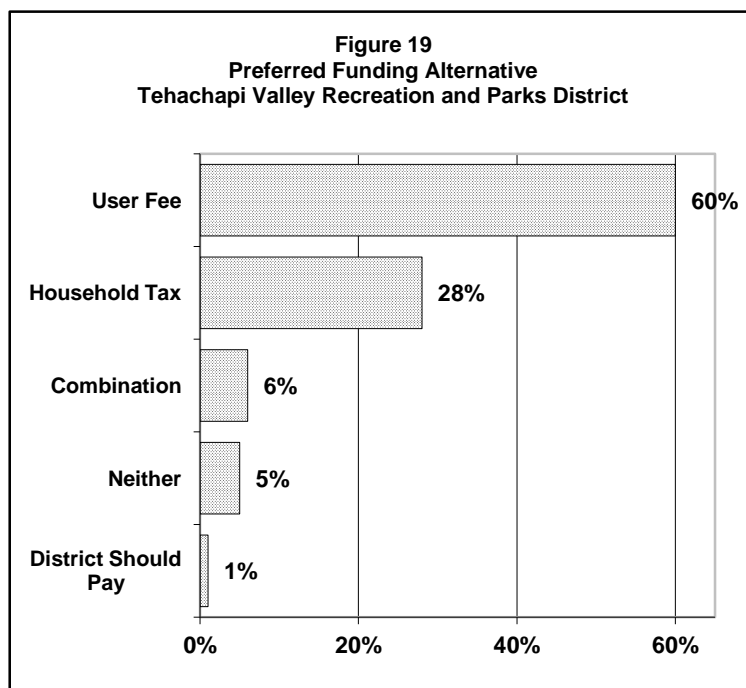
The seven recreation program types most often mentioned included Arts or Crafts Instruction or Lessons (10%), Swimming Lessons (5%), Music Instruction or Classes (5%), Senior Programs (4%), Personal Development or Business Instruction or Classes (4%), Cooking Instruction or Classes (3%), and Baseball or Softball (3%.) All other response categories garnered less than a 3% response rate.

A further examination of desired recreation programs among District residents to determine statistically significant differences in the responses among examined subgroups of the total sample was not performed due to the diversity of responses.

**PREFERRED METHOD OF COST RECOVERY FOR SYSTEM IMPROVEMENTS:**

*(Appendix Table 30)*

Respondents were asked to consider and choose between two alternative methods to cover the cost of improving or expanding the existing District recreation system: a Household Tax or a User Fee. As Figure 19 reveals, six of every ten households polled (60%) stated they prefer a User Fee. Approximately three of every ten respondents (28%) stated they prefer a Household Tax. An



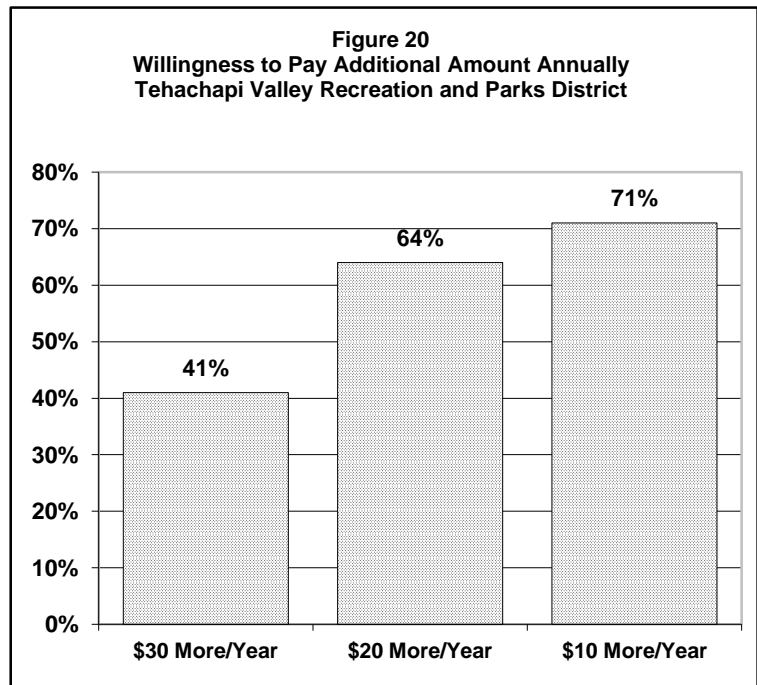
additional 6% of respondents volunteered they would like to see a combination of both of the tested alternatives while 6% of those polled stated they “don’t want to pay anything” or “the District should pay for it from existing taxes.”

An examination of funding preferences among District residents to determine *statistically significant differences*<sup>10</sup> in the responses among examined subgroups of the total sample revealed that those polled who were more likely to prefer a user fee included:

- ✓ Households who reported being infrequent users of parks and facilities (77% vs. 45% among frequent users).

#### WILLINGNESS TO PAY ADDITIONAL ANNUAL AMOUNT (Appendix Table 31-33)

District residents are currently paying approximately \$25 to \$40 annually to assist in the funding of parks and recreation facilities and services. Respondents were asked to weigh their level of support for an increase of \$20 to support those recreation facilities or programs they would like to see added in the District. Response categories included “Very willing,” “Somewhat willing,” “Not very willing,” and “Not at all willing.”



Respondents who stated they are “very” or “somewhat willing” to pay the \$20 annual increase were probed with an inquiry regarding their willingness to pay \$30 additional per year. Further, respondents who stated they are “not very” or “not at all willing” to pay the \$20 annual increase were probed with an inquiry regarding their willingness to pay \$10 per year.

As Figure 20 reveals, seven of every ten households polled (71%) stated they are “somewhat” or “very” willing to support the minimum described annual increase of \$10.

<sup>10</sup> This analysis compares the total sample of 300 households to subgroups of the total and highlights those differences in the response patterns that are statistically significant based upon the number of interviews in each subgroup analyzed.

Three in ten respondents (28%) stated they are “not very” or “not at all” willing to support such an increase.

Figure 20 also illustrates that the share of respondents polled that are willing to support an annual increase of \$20 was nearly two-thirds (64%). Finally, the greatest increase tested (\$30) found support among four of every ten households (41%).

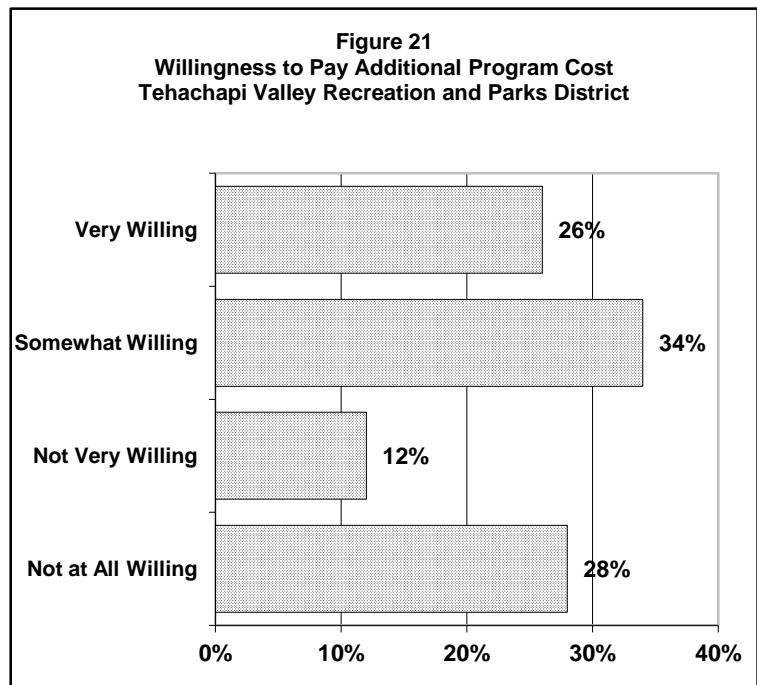
An examination of willingness to pay among District residents to determine *statistically significant differences*<sup>11</sup> in the responses among examined subgroups of the total sample revealed that those polled who were more likely to be willing to pay the highest amount tested (\$30) included:

- ✓ Those polled who preferred a household tax rather than a user fee to support system improvements (74% vs. 56% among those who preferred a user fee).
- ✓ Households who reported use of recreation programs or classes (72% vs. 57% among non-users),

WILLINGNESS TO PAY HIGHER PROGRAM COST (Appendix Table 34)

District residents are currently paying between \$25 and \$155 to sign up for classes or programs. Respondents were asked to weigh their level of support for an increase of \$5 to \$10 for new or expanded recreation programs.

As Figure 21 reveals, six of every ten households polled (60%) stated they are “somewhat” or “very” willing to



<sup>11</sup> This analysis compares the total sample of 300 households to subgroups of the total and highlights those differences in the response patterns that are statistically significant based upon the number of interviews in each subgroup analyzed.

support the higher program sign-up costs. Four in ten respondents (40%) stated they are “not very” or “not at all” willing to support such an increase.

An examination of willingness to pay among District residents to determine *statistically significant differences*<sup>12</sup> in the responses among examined subgroups of the total sample revealed that those polled who were more likely to be willing to pay higher program costs included:

- ✓ Households with a head under 55 years (73% vs. 50% among those with an older head,)
- ✓ Residents who reported having children less than 18 years (71% vs. 54% among those without,)
- ✓ Respondents reporting a household income of \$50,000 or more (69% vs. 53% among those with lower incomes,)
- ✓ Those who were frequent users of recreation facilities or programs (75% and 71%, respectively vs. 37% and 48% of non-users,)
- ✓ Respondents who stated they plan to use potential Performing Arts Center or Community Center facilities (70% and 71%, respectively vs. 34% and 37% among non-users,)

---

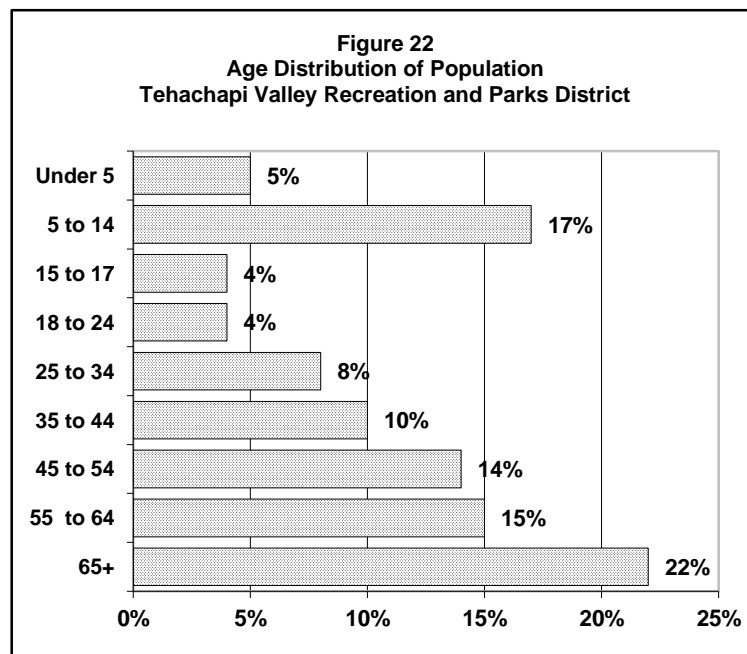
<sup>12</sup> This analysis compares the total sample of 300 households to subgroups of the total and highlights those differences in the response patterns that are statistically significant based upon the number of interviews in each subgroup analyzed.

## VI. RESPONDENT DEMOGRAPHY

A collection of related demographic inquiries was also included in this survey of District residents. Table 6 on the following page presents selected demographic characteristics of residents of zip code 93561 compared with 2010 Federal Census data.

### AGE DISTRIBUTION OF POPULATION (Appendix Table 6)

Through our historical project experience, we have documented the relationship between parks and recreation usage and age of the population. In the context of this District survey, we collected the age of each of the members of households polled to provide an understanding of recreation preferences that might be attributable



to age. Figure 22 presents the age distribution of residents of those District households interviewed.

As Figure 22 reveals, residents of the District of preschool age represent 5% of the population while youth ages 5 to 14 (the prime age group for organized sports) constitute 17% of the population. Adults age 18 to 64 comprised an additional 51% of the residents while 22% are 65 years or older. Based on this survey, the median age of the population is 45 years.

TABLE 6  
DEMOGRAPHIC CHARACTERISTICS  
RECREATION NEEDS ASSESSMENT SURVEY  
TEHACHAPI VALLEY RECREATION AND PARKS DISTRICT

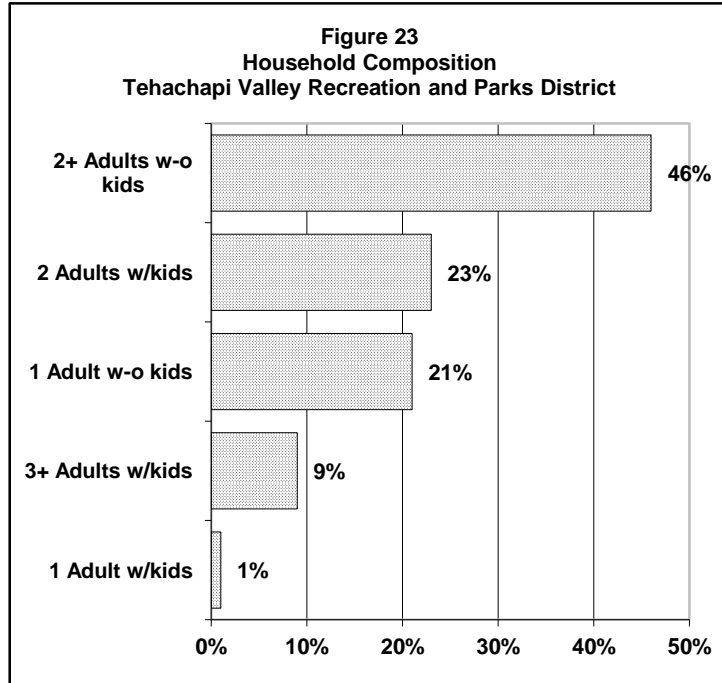
|   | 2010<br>CENSUS | CURRENT<br>SURVEY |
|---|----------------|-------------------|
| <b>Population Age:</b>  |                |                   |
| Median Age  | 40.0           | 45.0              |
| <b>Household Description:</b>   |                |                   |
| 1 adult w-o children  | 23%            | 21%               |
| 2 or more adults w-o children   | 44%            | 46%               |
| Subtotal Households w-o children  | 67%            | 67%               |
| 1 adult w/children  | NA             | 1%                |
| 2 adults w/children   | NA             | 23%               |
| 3 or more adults w/children   | NA             | 9%                |
| Subtotal Households w/children  | 33%            | 33%               |
| <b>Ethnicity (Census data is for population; survey data is for respondents):</b> |                |                   |
| Non-Hispanic White  | 67%            | 80%               |
| Hispanic/Latino   | 24%            | 15%               |
| Non-Hispanic Black/African American   | 4%             | 1%                |
| Non-Hispanic Asian/Pacific Islander   | 2%             | 1%                |
| Non-Hispanic Other  | 3%             | 4%                |
| Mean Household Size (people per household):                                       | 2.62           | 2.80              |
| Source: U.S. Census Bureau, 2010<br>Research Network Ltd., 6/12                   |                |                   |

#### HOUSEHOLD COMPOSITION (Appendix Table 7)

Through our historical project experience, we have documented the relationship between parks and recreation usage and age and number of members of the household. In the context of this District survey, we collected the age of each of the members of households polled to facilitate an understanding of recreation preferences that might be attributable to the composition of the household. Figure 23 presents the distribution of households polled based upon the number and age of the household members.



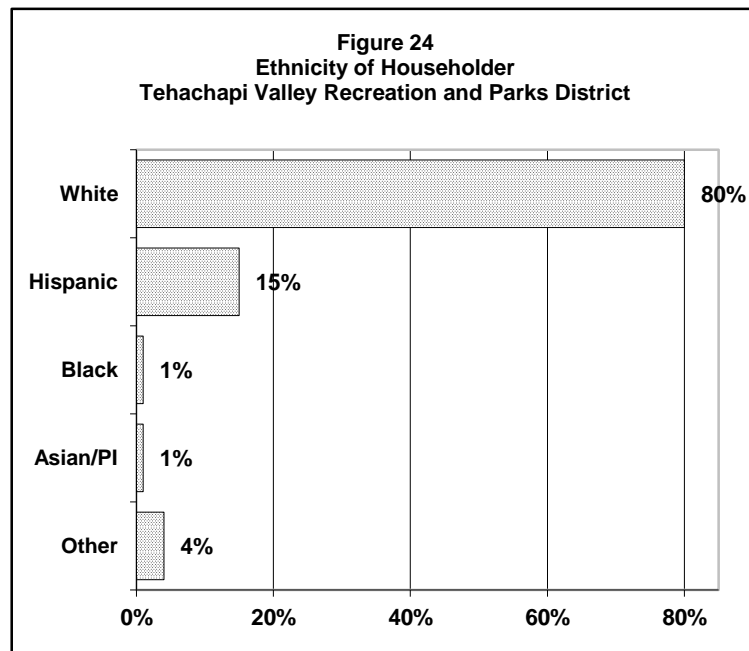
As Figure 23 illustrates, two-thirds of District households polled reported having no children under the age of 18 years (67%.) On Figure 23, these “childless” households are presented as the first and third bars on the chart. The remaining three bars on the chart comprise the components of the group of households who reported having children less than 18 years.



The distribution of households surveyed with and without children less than 18 years is comparable to the benchmark data from the 2010 Census validating the representative nature of this sample of resident respondents.

HOUSEHOLDER ETHNICITY (Appendix Tables 35 to 37)

Through our historical project experience, we have documented the relationship between parks and recreation usage and ethnicity of the population. In the context of this District survey, we collected the ethnicity of the respondent (or householder) for each of the households polled to provide an understanding of recreation preferences

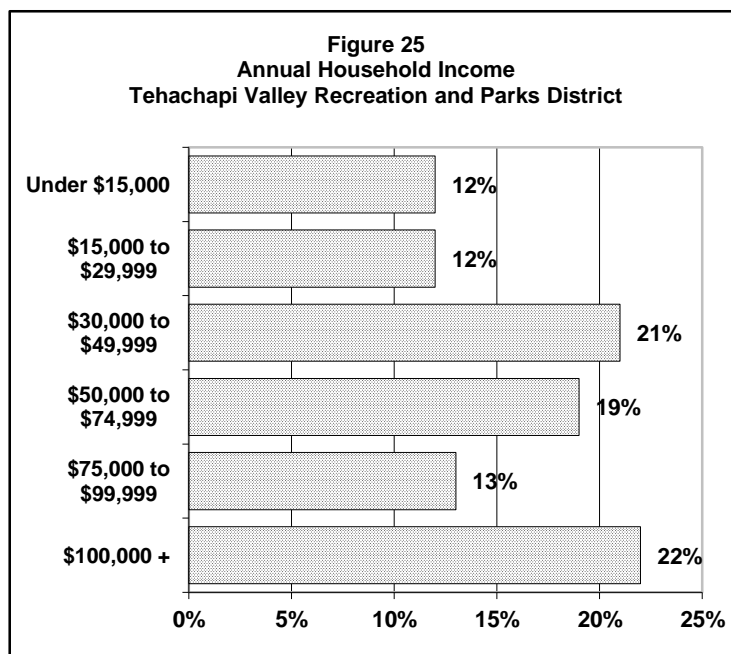


in this community that might be attributable to ethnicity. Figure 24 presents the distribution of householders of those District households interviewed by the race or ethnic group they reported.

Figure 24 illustrates that 80% of the respondents described themselves as White while an additional 15% were Hispanic/Latino. Those polled who described themselves as Black/African American constituted 1% of the total and 1% of residents interviewed described themselves as Asian/Pacific Islander.

**HOUSEHOLD INCOME** (Appendix Table 38)

We have documented in prior experience the relationship between parks and recreation usage and household income. In the context of this District survey, we collected the annual household income of households polled to provide an understanding of recreation preferences in this District that might be attributable to household income. Figure 25 presents



the annual household income distribution of those District households interviewed. The median income calculated from the survey stood at \$62,500.

**APPENDIX**



appendix c

---

QUESTIONNAIRE







**Sports Organization Information**  
 Organization Name \_\_\_\_\_ Date 3-15-12  
 Contact Name \_\_\_\_\_ Phone \_\_\_\_\_

|   |   |  |  |  |  |  |  |  |   |  |  |  |
|---|---|--|--|--|--|--|--|--|---|--|--|--|
| <p>How many fields/facilities do you use?</p> <p>Baseball Fields (total) _____<br/>                 Softball Fields (total) _____<br/>                 Soccer Fields (total) _____<br/>                 Football Fields (total) _____<br/>                 Gyms (total) _____<br/>                 Courts (total) _____<br/>                 Pools (total) _____<br/> <u>OPEN GRASS WALK</u><br/> <u>OUR OWN FIELDS</u></p> | <p>Where are the facilities you use?<br/> <u>Meadow Brook</u></p> | <p>What age groups do you serve?</p> <p>5 &amp; Under <input type="checkbox"/><br/>                 5 to 7 <input checked="" type="checkbox"/><br/>                 8 - 10 <input checked="" type="checkbox"/><br/>                 11-12 <input type="checkbox"/><br/>                 12-13 <input type="checkbox"/><br/>                 13 - 15 <input type="checkbox"/><br/>                 16 &amp; Over <input type="checkbox"/><br/>                 Adult's <input type="checkbox"/><br/>                 Seniors <input type="checkbox"/></p> | <p>Where do you practice?<br/> <u>Meadow Brook</u><br/> <u>1st thru</u><br/> <u>1hr</u></p> <p>Lighted yes <input type="checkbox"/> no <input checked="" type="checkbox"/></p> | <p>Please rate their condition.</p> <p>Good <input checked="" type="checkbox"/><br/>                 Fair <input type="checkbox"/><br/>                 Poor <input type="checkbox"/><br/>                 Comments: _____</p> | <p>Do you need additional fields?<br/>                 Game Fields <input type="checkbox"/><br/>                 Practice Fields <input type="checkbox"/><br/>                 Lighted Fields <input type="checkbox"/><br/>                 (Check all that apply)</p> | <p>Do you have plans for expansion?<br/>                 Yes <input checked="" type="checkbox"/> No <input type="checkbox"/><br/>                 How many fields will you need to accommodate the expansion?<br/> <u>ONE EXTRA HOUR</u><br/> <u>ON SAT.</u></p> | <p>What is your projected growth in participation for the next 5 years?<br/>                 None <input type="checkbox"/><br/>                 5% <input type="checkbox"/><br/>                 10% <input type="checkbox"/><br/>                 More than 10% <input checked="" type="checkbox"/><br/> <u>75%</u><br/>                 Comments:<br/> <u>EXPECT 200 for yr</u><br/> <u>2012</u></p> | <p>Do you operate a concession stand?<br/>                 Yes <input type="checkbox"/> No <input checked="" type="checkbox"/><br/>                 What is your major fund raising activity?<br/> <u>Player Supported</u></p> | <p>How many total participants?<br/>                 Baseball _____<br/>                 Softball _____<br/>                 Soccer _____<br/> <u>Fly. &amp; cheer</u><br/>                 Football <u>130</u><br/>                 Other _____<br/>                 (Sport) _____</p> | <p>Does your field use conflict with another sport?<br/>                 Yes <input type="checkbox"/> No <input checked="" type="checkbox"/><br/>                 Which Sport? _____</p> | <p>When is your sports season?<br/>                 Fall <input checked="" type="checkbox"/><br/>                 Winter <input type="checkbox"/><br/>                 Spring <input type="checkbox"/><br/>                 Summer <input type="checkbox"/><br/>                 Year Round <input type="checkbox"/></p> | <p>Any additional remarks:<br/>                 _____<br/>                 _____</p> |
|---|---|--|--|--|--|--|--|--|---|--|--|--|



Sports Organization Information  
 Organization Name: [REDACTED] Contact Name: \_\_\_\_\_  
 Date: 3-6-12 Phone: \_\_\_\_\_

|  |  |  |  |   |
|--|--|--|--|---|
| How many fields/facilities do you use?<br>Baseball Fields (total) _____<br>Softball Fields (total) _____<br>Soccer Fields (total) _____<br>Football Fields (total) _____<br>Gyms (total) _____<br>Courts (total) _____<br>Pools (total) _____<br><u>Scout Hut/hall</u> _____ | What age groups do you serve?<br>5 & Under <input type="checkbox"/><br>5 to 7 <input type="checkbox"/><br>8 - 10 <input checked="" type="checkbox"/><br>11-12 <input type="checkbox"/><br>12-13 <input type="checkbox"/><br>13 - 15 <input type="checkbox"/><br>16 & Over <input type="checkbox"/><br>Adult's <input type="checkbox"/><br>Seniors <input type="checkbox"/> | Where are the facilities you use?<br><u>City Park</u><br>_____<br>_____<br>_____   | Please rate their condition.<br>Good <input checked="" type="checkbox"/><br>Fair <input type="checkbox"/><br>Poor <input type="checkbox"/><br>Comments: _____<br>Improvements Needed?<br><u>A couple <del>of</del> more</u><br><u>Chairs for the kids to sit on. There are only 11 &amp; we have 13 girls.</u>   | Where do you practice?<br>Lighted <input type="checkbox"/> yes <input type="checkbox"/><br>no <input type="checkbox"/><br>Do you need additional fields?<br>Game Fields <input type="checkbox"/><br>Practice Fields <input type="checkbox"/><br>Lighted Fields <input type="checkbox"/><br>(Check all that apply) |
| How many total participants?<br>Baseball _____<br>Softball _____<br>Soccer _____<br>Football _____<br>Other <u>13</u><br>(Sport) _____   | Do you operate a concession stand?<br>Yes <input type="checkbox"/> No <input checked="" type="checkbox"/><br>What is your major fund raising activity?<br><u>Cookie sales</u>  | What is your projected growth in participation for the next 5 years?<br>None <input checked="" type="checkbox"/><br>5% <input type="checkbox"/><br>10% <input type="checkbox"/><br>More than 10% <input type="checkbox"/><br>Comments: _____ | Do you have plans for expansion?<br>Yes <input type="checkbox"/> No <input checked="" type="checkbox"/><br>How many fields will you need to accommodate the expansion?<br>_____<br>When is your sports season?<br>Fall <input checked="" type="checkbox"/><br>Winter <input checked="" type="checkbox"/><br>Spring <input checked="" type="checkbox"/><br>Summer <input type="checkbox"/><br>Year Round <input type="checkbox"/> | Does your field use conflict with another sport?<br>Yes <input type="checkbox"/> No <input checked="" type="checkbox"/><br>Which Sport? _____<br>Any additional remarks:<br>_____   |





Sports Organization Information  
 Organization Name [Redacted] Contact Name \_\_\_\_\_ Phone \_\_\_\_\_  
 Date 3/6/2012

|   |   |  |  |
|---|---|--|--|
| <p>How many fields/facilities do you use?</p> <p>Baseball Fields (total) _____<br/>                 Softball Fields (total) _____<br/>                 Soccer Fields (total) _____<br/>                 Football Fields (total) _____<br/>                 Gyms (total) _____<br/>                 Courts (total) _____<br/>                 Pools (total) _____<br/> <u>Scout Hall</u></p>   | <p>Where are the facilities you use?</p> <p><u>City Park</u><br/> <u>Scout Hall</u></p>   | <p>Please rate their condition.</p> <p>Good <input checked="" type="checkbox"/><br/>                 Fair <input type="checkbox"/><br/>                 Poor <input type="checkbox"/><br/>                 Comments: _____</p>   | <p>Where do you practice?</p> <p>Lighted <input type="checkbox"/> yes <input type="checkbox"/> no</p>  |
| <p>What age groups do you serve?</p> <p>5 &amp; Under <input checked="" type="checkbox"/><br/>                 5 to 7 <input type="checkbox"/><br/>                 8 - 10 <input type="checkbox"/><br/>                 11-12 <input type="checkbox"/><br/>                 12-13 <input type="checkbox"/><br/>                 13 - 15 <input type="checkbox"/><br/>                 16 &amp; Over <input type="checkbox"/><br/>                 Adult's <input type="checkbox"/><br/>                 Seniors <input type="checkbox"/></p> | <p>Do you have plans for expansion?</p> <p>Yes <input type="checkbox"/> No <input checked="" type="checkbox"/></p> <p>How many fields will you need to accommodate the expansion?</p> <p>_____</p>  | <p>Do you operate a concession stand?</p> <p>Yes <input type="checkbox"/> No <input checked="" type="checkbox"/></p> <p>What is your major fund raising activity?</p> <p>_____</p>   | <p>Do you need additional fields?</p> <p>Game Fields <input type="checkbox"/><br/>                 Practice Fields <input type="checkbox"/><br/>                 Lighted Fields <input type="checkbox"/><br/>                 (Check all that apply)</p> |
| <p>How many total participants?</p> <p>Baseball _____<br/>                 Softball _____<br/>                 Soccer _____<br/>                 Football _____</p> <p>Other <u>TinyTots 15-20</u><br/> <u>BigTots 12</u><br/>                 (sport)</p>  | <p>What is your projected growth in participation for the next 5 years?</p> <p>None <input type="checkbox"/><br/>                 5% <input checked="" type="checkbox"/><br/>                 10% <input type="checkbox"/><br/>                 More that 10% <input type="checkbox"/><br/>                 Comments: _____</p> | <p>When is your sports season?</p> <p>Fall <input checked="" type="checkbox"/><br/>                 Winter <input checked="" type="checkbox"/><br/>                 Spring <input checked="" type="checkbox"/><br/>                 Summer <input type="checkbox"/><br/>                 Year Round <input type="checkbox"/></p> | <p>Any additional remarks</p> <p>_____</p>   |

Organization Name

Contact Name

Phone

Date 3/12/12

Number of youth participants (total)

Baseball Fields (total)

Soccer Fields (total)

Volleyball Fields (total)

Football Fields (total)

Gymnastics (total)

Courts (total)

Pools (total)

5 & Under

5 to 7

8 - 10

11-12

12-13

13 - 15

16 & Over

Adult's

Seniors

Number of youth participants (by age group)

Baseball

Softball

Soccer

Football

Other

(Sports)

Which age groups do you serve?

Tehachapi United

School District

Please rate their conditions

Good

Fair

Poor

(Comments)

Improvements Needed?

Do you need additional fields?

Game Fields

Practice Fields

Lighted Fields

(Check all that apply)

Do you have plans for expansion?

Yes  No

How many fields will you need to accommodate the expansion?

When is your sports season?

Fall

Winter

Spring

Summer

Year Round

Any additional remarks

Tehachapi has

"0" public access

Soccer fields!

Where do you practice?

IMHOF field

Jacobsen/maurice

Lighted

yes

no

Do you have a field address? (if any)

Yes  No

What is your major fund raising activity?

Donations

What is your goal for growth in participation over the next 3 years?

None

5%

10%

More than 10%

Comments:

Sports Organization Information

Organization Name \_\_\_\_\_

Contact Name \_\_\_\_\_

Phone \_\_\_\_\_

Date 3-12-12

How many fields/facilities do you use?

Baseball Fields (total) \_\_\_\_\_

Softball Fields (total) \_\_\_\_\_

Soccer Fields (total) \_\_\_\_\_

Football Fields (total) \_\_\_\_\_

Gyms (total) \_\_\_\_\_

Courts (total) \_\_\_\_\_

Pools (total) \_\_\_\_\_

Brite Lake

What age groups do you serve?

5 & Under

5 to 7

8 - 10

11-12

12-13

13 - 15

16 & Over

Adult's

Seniors

All ages

Where are the facilities you use?

Brite Lake

Please rate their condition.

Good

Fair

Poor

Comments: \_\_\_\_\_

Improvements Needed?

Trails expanded

Where do you practice?

Lighted

yes

no

Do you need additional fields?

Game Fields

Practice Fields

Lighted Fields

(Check all that apply)

How many total participants?

Baseball \_\_\_\_\_

Softball \_\_\_\_\_

Soccer \_\_\_\_\_

Football \_\_\_\_\_

Other 40

(Sport)

Do you operate a concession stand?

Yes

No

What is your major fund raising activity?

Move Your Tail

Run + Bike Ride

What is your projected growth in participation for the next 5 years?

None

5%

10%

More than 10%

Comments: \_\_\_\_\_

Do you have plans for expansion?

Yes

No

How many fields will you need to accommodate the expansion?

When is your sports season?

Fall

Winter

Spring

Summer

Year Round

Does your field use conflict with another sport?

Yes

No

Which Sport? \_\_\_\_\_

Any additional remarks:

\_\_\_\_\_

**Sports Organization Information**

Organization Name \_\_\_\_\_

Contact Name \_\_\_\_\_

Phone \_\_\_\_\_

Date 3-10-2012

How many fields/facilities do you use?

Baseball Fields (total) \_\_\_\_\_  
 Softball Fields (total) \_\_\_\_\_  
 Soccer Fields (total) \_\_\_\_\_  
 Football Fields (total) \_\_\_\_\_  
 Gyms (total) 2  
 Courts (total) \_\_\_\_\_  
 Pools (total) \_\_\_\_\_  
West Park  
Old Jacobson  
Gyms

What age groups do you serve?

5 & Under   
 5 to 7   
 8 - 10   
 11-12   
 12-13   
 13 - 15   
 16 & Over   
 Adult's   
 Seniors

Where are the facilities you use?

Gyms

Please rate their condition.

Good   
 Fair   
 Poor   
 Comments: \_\_\_\_\_

Where do you practice?

N/A

Lighted

yes   
 no

Improvements Needed?

Do you need additional fields?

Game Fields   
 Practice Fields   
 Lighted Fields   
 (Check all that apply)

How many total participants?

Baseball \_\_\_\_\_  
 Softball \_\_\_\_\_  
 Soccer \_\_\_\_\_  
 Football \_\_\_\_\_  
 Other \_\_\_\_\_  
 (Sport) ~10/class

Do you operate a concession stand?

Yes  No

What is your major fund raising activity?

N/A

What is your projected growth in participation for the next 5 years?

None   
 5%   
 10%   
 More than 10%   
 Comments: \_\_\_\_\_

Do you have plans for expansion?

Yes  No

How many fields will you need to accommodate the expansion?

When is your sports season?

Fall   
 Winter   
 Spring   
 Summer   
 Year Round

Does your field use conflict with another sport?

Yes  No

Which Sport? Sometimes

Basketball, but not  
steadily.

Any additional remarks:

**Sports Organization Information**

Organization Name \_\_\_\_\_

Contact Name \_\_\_\_\_

Phone \_\_\_\_\_

Date 3-5-12

How many fields/facilities do you use?

Baseball Fields (total) \_\_\_\_\_  
 Softball Fields (total) \_\_\_\_\_  
 Soccer Fields (total) \_\_\_\_\_  
 Football Fields (total) \_\_\_\_\_  
 Gyms (total) 1  
 Courts (total) \_\_\_\_\_  
 Pools (total) \_\_\_\_\_  
JMS Old Gym  
Gym

What age groups do you serve?

5 & Under   
 5 to 7   
 8 - 10   
 11-12   
 12-13   
 13 - 15   
 16 & Over   
 Adult's   
 Seniors

Where are the facilities you use?

JMS Old Gym  
Sometimes  
WSPAC

Please rate their condition.

Good   
 Fair   
 Poor   
 Comments: Love the floor

Where do you practice?

at HOME

Lighted yes   
 no

Do you need additional fields?

Game Fields   
 Practice Fields   
 Lighted Fields   
 (Check all that apply)

How many total participants?

Baseball \_\_\_\_\_  
 Softball \_\_\_\_\_  
 Soccer \_\_\_\_\_  
 Football \_\_\_\_\_  
 Other about 25  
 (Sport)

Do you operate a concession stand?

Yes  No

What is your major fund raising activity?

None at this time

What is your projected growth in participation for the next 5 years?

None   
 5%   
 10%   
 More than 10%

Comments: Hard to say - always want more participants!

Do you have plans for expansion?

Yes  No

How many fields will you need to accommodate the expansion?

\_\_\_\_\_

When is your sports season?

Fall   
 Winter   
 Spring   
 Summer   
 Year Round

Any additional remarks:

\_\_\_\_\_

Sports Organization Information

Organization Name \_\_\_\_\_

Contact Name \_\_\_\_\_

Phone# \_\_\_\_\_

Date 3-5-12

How many fields/facilities do you use?

Baseball Fields (total) \_\_\_\_\_

Softball Fields (total) \_\_\_\_\_

Soccer Fields (total) \_\_\_\_\_

Football Fields (total) \_\_\_\_\_

Gyms (total) 2

Courts (total) \_\_\_\_\_

Pools (total) \_\_\_\_\_

What age groups do you serve?

5 & Under

5 to 7

8 - 10

11-12

12-13

13 - 15

16 & Over

Adult's

Seniors

How many total participants?

Baseball \_\_\_\_\_

Softball \_\_\_\_\_

Soccer \_\_\_\_\_

Football \_\_\_\_\_

Other \_\_\_\_\_

(Sport) Basketball -HS

Where are the facilities you use?

Tehachapi High

School &

JMS Middle

School

Please rate their condition.

Good

Fair

Poor

Comments: \_\_\_\_\_

Improvements Needed?

No

Where do you practice?

JHS Gym

Lighted

yes

no

Do you need additional fields?

Game Fields

Practice Fields

Lighted Fields

(Check all that apply)

Do you operate a concession stand?

Yes

No

What is your major fund raising activity?

Snack Bar

& Summer Camp

What is your projected growth in participation for the next 5 years?

None

5%

10%

More than 10%

Comments: 15 kids

per team-max.

Do you have plans for expansion?

Yes

No

How many fields will you need to accommodate the expansion?

Does your field use conflict with another sport?

Yes

No

Which Sport? Wrestling  
Some times

When is your sports season?

Fall

Winter

Spring

Summer

Year Round

Any additional remarks:

\_\_\_\_\_

**Sports Organization Information**

Organization Name \_\_\_\_\_

Contact Name \_\_\_\_\_

Phone \_\_\_\_\_

Date 3/2/2012

How many fields/facilities do you use?

Baseball Fields (total) \_\_\_\_\_

Softball Fields (total) \_\_\_\_\_

Soccer Fields (total) \_\_\_\_\_

Football Fields (total) \_\_\_\_\_

Gyms (total) \_\_\_\_\_

Courts (total) \_\_\_\_\_

Pools (total) 1

What age groups do you serve?

5 & Under

5 to 7

8 - 10

11-12

12-13

13 - 15

16 & Over

Adult's

Seniors

Where are the facilities you use?

DVE Natatorium

Swimming Pool

Please rate their condition.

Good

Fair

Poor

Comments: \_\_\_\_\_

Where do you practice?

Swimming Pool

Lighted

SOMETIMES

yes

no

Do you need additional fields?

Game Fields

Practice Fields

Lighted Fields

(Check all that apply)

Improvements Needed?

How many total participants?

Baseball \_\_\_\_\_

Softball \_\_\_\_\_

Soccer \_\_\_\_\_

Football \_\_\_\_\_

Other Swimming ~40

(Sport)

Do you operate a concession stand?

Yes

No

What is your major fund raising activity?

What is your projected growth in participation for the next 5 years?

None

5%

10%

More than 10%

Comments: \_\_\_\_\_

Do you have plans for expansion?

Yes

No

How many fields will you need to accommodate the expansion?

Does your field use conflict with another sport?

Yes

No

Which Sport? \_\_\_\_\_

When is your sports season?

Fall

Winter

Spring

Summer

Year Round

Any additional remarks:

\_\_\_\_\_



Sports Organization Information

Organization Name \_\_\_\_\_ Contact Name \_\_\_\_\_ Date 3-6-12 Phone \_\_\_\_\_

|   |  |   |  |   |
|---|--|---|--|---|
| <p>How many fields/facilities do you use?</p> <p>Baseball Fields (total) _____</p> <p>Softball Fields (total) _____</p> <p>Soccer Fields (total) _____</p> <p>Football Fields (total) _____</p> <p>Gyms (total) _____</p> <p>Courts (total) _____</p> <p>Pools (total) _____</p> <p><u>(1) meeting room</u></p> | <p>What age groups do you serve?</p> <p>5 &amp; Under <input type="checkbox"/></p> <p>5 to 7 <input type="checkbox"/></p> <p>8 - 10 <input type="checkbox"/></p> <p>11-12 <input checked="" type="checkbox"/></p> <p>12-13 <input checked="" type="checkbox"/></p> <p>13 - 15 <input checked="" type="checkbox"/></p> <p>16 &amp; Over <input checked="" type="checkbox"/></p> <p>Adult's <input checked="" type="checkbox"/></p> <p>Seniors <input checked="" type="checkbox"/></p> | <p>Where are the facilities you use?</p> <p><u>TEACHAPI RECS AND</u></p> <p><u>PARKS MEETING</u></p> <p><u>ROOM</u></p>   | <p>Please rate their condition.</p> <p>Good <input type="checkbox"/></p> <p>Fair <input checked="" type="checkbox"/></p> <p>Poor <input type="checkbox"/></p> <p>Comments: _____</p> <p>Improvements Needed? <u>more</u></p> | <p>Where do you practice?</p> <p>Lighted yes <input checked="" type="checkbox"/> no <input type="checkbox"/></p> <p>Do you need additional fields?</p> <p>Game Fields <input type="checkbox"/></p> <p>Practice Fields <input type="checkbox"/></p> <p>Lighted Fields <input type="checkbox"/></p> <p>(Check all that apply)</p> |
| <p>How many total participants?</p> <p>Baseball _____</p> <p>Softball _____</p> <p>Soccer _____</p> <p>Football _____</p> <p>Other <u>see - see</u></p> <p>(Sport) _____</p>  | <p>Do you operate a concession stand?</p> <p>Yes <input type="checkbox"/> No <input checked="" type="checkbox"/></p> <p>What is your major fund raising activity?</p>  | <p>What is your projected growth in participation for the next 5 years?</p> <p>None <input type="checkbox"/></p> <p>5% <input type="checkbox"/></p> <p>10% <input type="checkbox"/></p> <p>More than 10% <input checked="" type="checkbox"/></p> <p>Comments: _____</p> | <p>Do you have plans for expansion?</p> <p>Yes <input type="checkbox"/> No <input checked="" type="checkbox"/></p> <p>How many fields will you need to accommodate the expansion?</p>  | <p>Does your field use conflict with another sport?</p> <p>Yes <input type="checkbox"/> No <input checked="" type="checkbox"/></p> <p>Which Sport? _____</p> <p>Any additional remarks:</p>   |





Sports Organization Information  
 Organization Name: [REDACTED] Contact Name: [REDACTED] Date: 3-5-12  
 Phone: \_\_\_\_\_

|  |  |   |   |  |
|--|--|---|---|--|
| How many fields/facilities do you use?<br>Baseball Fields (total) _____<br>Softball Fields (total) _____<br>Soccer Fields (total) _____<br>Football Fields (total) <u>2</u><br>Gyms (total) _____<br>Courts (total) _____<br>Pools (total) _____ | What age groups do you serve?<br>5 & Under <input type="checkbox"/><br>5 to 7 <input type="checkbox"/><br>8 - 10 <input checked="" type="checkbox"/><br>11-12 <input checked="" type="checkbox"/><br>12-13 <input checked="" type="checkbox"/><br>13 - 15 <input type="checkbox"/><br>16 & Over <input type="checkbox"/><br>Adult's <input type="checkbox"/><br>Seniors <input type="checkbox"/> | Where are the facilities you use?<br><u>BENZ-VISCO</u><br><u>YOUTH SPORTS PARK</u><br><u>FRIVIST PARK</u><br>_____<br>_____   | Please rate their condition.<br>Good <input checked="" type="checkbox"/><br>Fair <input type="checkbox"/><br>Poor <input type="checkbox"/><br>Comments: _____<br>Improvements Needed?<br>_____<br>_____ | Where do you practice?<br><u>SAMS</u><br>Lighted yes <input checked="" type="checkbox"/><br>no <input type="checkbox"/>  |
| How many total participants?<br>Baseball _____<br>Softball _____<br>Soccer _____<br>Football <u>120</u><br>Other _____<br>(Sport) <u>CHESS 70</u>  | Do you operate a concession stand?<br>Yes <input checked="" type="checkbox"/> No <input type="checkbox"/><br>What is your major fund raising activity?<br><u>SUNACK BAR</u><br>_____<br>_____  | What is your projected growth in participation for the next 5 years?<br>None <input checked="" type="checkbox"/><br>5% <input type="checkbox"/><br>10% <input type="checkbox"/><br>More than 10% <input type="checkbox"/><br>Comments: _____<br>_____ | Do you have plans for expansion?<br>Yes <input type="checkbox"/> No <input checked="" type="checkbox"/><br>How many fields will you need to accommodate the expansion?<br>_____<br>_____                | Do you need additional fields?<br>Game Fields <input type="checkbox"/><br>Practice Fields <input checked="" type="checkbox"/><br>Lighted Fields <input type="checkbox"/><br>(Check all that apply) |
| Does your field use conflict with another sport?<br>Yes <input type="checkbox"/> No <input checked="" type="checkbox"/><br>Which Sport? _____  |  | Any additional remarks:<br>_____<br>_____   |   |  |

**Sports Organization Information**

Organization Name \_\_\_\_\_

Contact Name \_\_\_\_\_

Phone 661 \_\_\_\_\_

Date 3-5-12

How many fields/facilities do you use?

Baseball Fields (total) \_\_\_\_\_

Softball Fields (total) \_\_\_\_\_

Soccer Fields (total) 8

Football Fields (total) \_\_\_\_\_

Gyms (total) \_\_\_\_\_

Courts (total) \_\_\_\_\_

Pools (total) \_\_\_\_\_

What age groups do you serve?

5 & Under

5 to 7

8 - 10

11-12

12-13

13 - 15

16 & Over

Adult's

Seniors

How many total participants?

Baseball \_\_\_\_\_

Softball \_\_\_\_\_

Soccer \_\_\_\_\_

Football \_\_\_\_\_

Other \_\_\_\_\_

(Sport) SOCCER 600

Where are the facilities you use?

Beaz Visco

YOUTH SPORTS PARK

FRINIET PARK

Please rate their condition.

Good

Fair

Poor

Comments: \_\_\_\_\_

Improvements Needed? \_\_\_\_\_

Where do you practice?

SAME

Lighted \_\_\_\_\_

yes

no

Do you need additional fields?

Game Fields

Practice Fields

Lighted Fields

(Check all that apply)

How many total participants?

Baseball \_\_\_\_\_

Softball \_\_\_\_\_

Soccer \_\_\_\_\_

Football \_\_\_\_\_

Other \_\_\_\_\_

(Sport) SOCCER 600

What is your projected growth in participation for the next 5 years?

None

5%

10%

More than 10%

Comments: \_\_\_\_\_

Do you have plans for expansion?

Yes

No

How many fields will you need to accommodate the expansion? \_\_\_\_\_

When is your sports season?

Fall

Winter

Spring

Summer

Year Round

Does your field use conflict with another sport?

Yes

No

Which Sport? \_\_\_\_\_

Any additional remarks: \_\_\_\_\_

SPORTS ORGANIZATIONS QUESTIONNAIRE 2012

Date 3-5-12

Organization Name [Redacted] Contact Name [Redacted] Phone [Redacted]

How many fields do you have by type?

|                         |           |                                     |
|-------------------------|-----------|-------------------------------------|
| Baseball Fields (total) | 5 & Under | <input type="checkbox"/>            |
| Softball Fields (total) | 5 to 7    | <input type="checkbox"/>            |
| Soccer Fields (total)   | 8 - 10    | <input type="checkbox"/>            |
| Football Fields (total) | 11-12     | <input type="checkbox"/>            |
| Gyms (total)            | 12-13     | <input type="checkbox"/>            |
| Courts (total)          | 13 - 15   | <input type="checkbox"/>            |
| Pavil (total)           | 16 & Over | <input type="checkbox"/>            |
| Adult's                 |           | <input checked="" type="checkbox"/> |
| Seniors                 |           | <input checked="" type="checkbox"/> |

What is your organization's expansion plan?

None  5%  10%  More than 10%

Comments: Restriction  
Building

How many fields will you need to accommodate the expansion?

Yes  No

Which Sport?

Game Fields   
Practice Fields   
Lighted Fields

Comments: all that apply

When is your expansion plan?

Fall   
Winter   
Spring   
Summer   
Year Round

Other: 12-20

Sports: W.C. appropriate  
can use w/  
your facility  
for summer

Sports Organization Information

Organization Name \_\_\_\_\_

Contact Name \_\_\_\_\_

Phone \_\_\_\_\_

Date 3/3/12

How many fields/facilities do you use?

Baseball Fields (total) 3  
 Softball Fields (total) 2  
 Soccer Fields (total) \_\_\_\_\_  
 Football Fields (total) \_\_\_\_\_  
 Gyms (total) 2  
 Courts (total) \_\_\_\_\_  
 Pools (total) \_\_\_\_\_

What age groups do you serve?

5 & Under   
 5 to 7   
 8 - 10   
 11-12   
 12-13   
 13 - 15   
 16 & Over   
 Adult's   
 Seniors

Where are the facilities you use?

West Park  
 \_\_\_\_\_  
 \_\_\_\_\_  
 \_\_\_\_\_  
 \_\_\_\_\_

Please rate their condition.

Good   
 Fair   
 Poor

Comments: The fields are great we will do improvements to dugouts

Improvements Needed?

Lights on some fields

Where do you practice?

West Park & TUSD Facilities

Lighted yes  no

Do you need additional fields?

Game Fields   
 Practice Fields   
 Lighted Fields   
 (Check all that apply)

How many total participants?

Baseball 300  
 Softball 123  
 Soccer \_\_\_\_\_  
 Football \_\_\_\_\_  
 Other \_\_\_\_\_  
 (Sport) \_\_\_\_\_

Do you operate a concession stand?

Yes  No

What is your major fund raising activity?

Snack bar and additional fundraisers like candy sale.

What is your projected growth in participation for the next 5 years?

None   
 5%   
 10%

Comments: Baseball is growing, we lose softball numbers every year

Do you have plans for expansion?

Yes  No

How many fields will you need to accommodate the expansion?

1 baseball, 1 softball

When is your sports season?

Fall   
 Winter   
 Spring   
 Summer   
 Year Round

Any additional remarks:

We could run year round if we had more fields or a separate facility.

Sports Organization Information

Organization Name \_\_\_\_\_

Contact Name \_\_\_\_\_

Phone \_\_\_\_\_

Date 5 May 12

How many fields/facilities do you use?

- Baseball Fields (total) \_\_\_\_\_
- Softball Fields (total) \_\_\_\_\_
- Soccer Fields (total) \_\_\_\_\_
- Football Fields (total) \_\_\_\_\_
- Gyms (total) 1
- Courts (total) \_\_\_\_\_
- Pools (total) \_\_\_\_\_

What age groups do you serve?

- 5 & Under
- 5 to 7
- 8 - 10
- 11-12
- 12-13
- 13 - 15
- 16 & Over
- Adult's
- Seniors

Where are the facilities you use?

WPAC 'D' ST  
 \_\_\_\_\_  
 \_\_\_\_\_  
 \_\_\_\_\_  
 \_\_\_\_\_

Please rate their condition.

- Good
- Fair
- Poor

Comments: Love our space

Where do you practice?

WPAC  
 Lighted yes   
 no

Improvements Needed?

no  
 \_\_\_\_\_  
 \_\_\_\_\_

Do you need additional fields?

- Game Fields
  - Practice Fields
  - Lighted Fields
- (Check all that apply)

How many total participants?

- Baseball \_\_\_\_\_
  - Softball \_\_\_\_\_
  - Soccer \_\_\_\_\_
  - Football \_\_\_\_\_
  - Other 12-25
- (Sport)

Do you operate a concession stand?

- Yes
- No

What is your major fund raising activity?

\_\_\_\_\_  
 \_\_\_\_\_  
 \_\_\_\_\_

What is your projected growth in participation for the next 5 years?

- None
- 5%
- 10%
- More than 10%

Comments: our goals are growth & retention

Do you have plans for expansion?

- Yes
- No

How many fields will you need to accommodate the expansion?  
not necessary at the moment

When is your sports season?

- Fall
- Winter
- Spring
- Summer
- Year Round

Any additional remarks:

TRPD takes very good care of our dance-aerobic programs

Sports Organization Information

Organization Name \_\_\_\_\_

Contact Name \_\_\_\_\_

Phone \_\_\_\_\_

Date 3-2-12

How many fields/facilities do you use?

Baseball Fields (total) \_\_\_\_\_

Softball Fields (total) \_\_\_\_\_

Soccer Fields (total) \_\_\_\_\_

Football Fields (total) \_\_\_\_\_

Gyms (total) 1

Courts (total) \_\_\_\_\_

Pools (total) \_\_\_\_\_

What age groups do you serve?

5 & Under

5 to 7

8 - 10

11-12

12-13

13 - 15

16 & Over

Adult's

Seniors

Where are the facilities you use?

West

Park

Gym

Please rate their condition.

Good

Fair

Poor

Comments: \_\_\_\_\_

Where do you practice?

\_\_\_\_\_

\_\_\_\_\_

Lighted

yes

no

Do you need additional fields?

Game Fields

Practice Fields

Lighted Fields

(Check all that apply)

How many total participants?

Baseball \_\_\_\_\_

Softball \_\_\_\_\_

Soccer \_\_\_\_\_

Football \_\_\_\_\_

Other \_\_\_\_\_

(Sport) Volleyball

Do you operate a concession stand?

Yes

No

What is your major fund raising activity?

\_\_\_\_\_

\_\_\_\_\_

What is your projected growth in participation for the next 5 years?

None

5%

10%

More than 10%

Comments: \_\_\_\_\_

Do you have plans for expansion?

Yes

No

How many fields will you need to accommodate the expansion?

\_\_\_\_\_

\_\_\_\_\_

Does your field use conflict with another sport?

Yes

No

Which Sport? \_\_\_\_\_

\_\_\_\_\_

When is your sports season?

Fall

Winter

Spring

Summer

Year Round

Any additional remarks:

\_\_\_\_\_

\_\_\_\_\_

\_\_\_\_\_

25-35

**Sports Organization Information**

Organization Name \_\_\_\_\_

Contact Name \_\_\_\_\_

Phone \_\_\_\_\_

Date 3-2-12

How many fields/facilities do you use?  
 Baseball Fields (total) \_\_\_\_\_  
 Softball Fields (total) \_\_\_\_\_  
 Soccer Fields (total) \_\_\_\_\_  
 Football Fields (total) \_\_\_\_\_  
 Gyms (total) \_\_\_\_\_  
 Courts (total) \_\_\_\_\_  
 Pools (total) 1

What age groups do you serve?  
 5 & Under   
 5 to 7   
 8 - 10   
 11-12   
 12-13   
 13 - 15   
 16 & Over   
 Adult's   
 Seniors

Where are the facilities you use?  
At Natat.

Please rate their condition.  
 Good   
 Fair   
 Poor   
 Comments: \_\_\_\_\_

Where do you practice?  
6 wks. during school spring  
 Lighted yes   
 no   
3 wks. Fall

Do you need additional fields?  
 Game Fields   
 Practice Fields   
 Lighted Fields   
 (Check all that apply)

How many total participants?

Baseball \_\_\_\_\_  
 Softball \_\_\_\_\_  
 Soccer \_\_\_\_\_  
 Football \_\_\_\_\_  
 Other \_\_\_\_\_  
 (Sport) Swim

Do you operate a concession stand?  
 Yes  No   
 What is your major fund raising activity?  
 \_\_\_\_\_  
 \_\_\_\_\_  
 \_\_\_\_\_

What is your projected growth in participation for the next 5 years?  
 None   
 5%   
 10%   
 More than 10%   
 Comments: \_\_\_\_\_

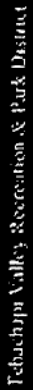
Do you have plans for expansion?  
 Yes  No   
 How many fields will you need to accommodate the expansion?  
 \_\_\_\_\_

Does your field use conflict with another sport?  
 Yes  No   
 Which Sport? \_\_\_\_\_

When is your sports season?  
 Fall   
 Winter   
 Spring   
 Summer   
 Year Round

Any additional remarks:  
 \_\_\_\_\_  
 \_\_\_\_\_

Tehachapi Valley Recreation & Park District SPORTS ORGANIZATIONS QUESTIONNAIRE 2012



Sports Organization Information  
 Organization Name: [Redacted] Contact Name: [Redacted] Phone: [Redacted]  
 Date: 3-2-12

|  |   |   |  |   |   |   |   |   |
|--|---|---|--|---|---|---|---|---|
| <p>How many fields/facilities do you use?</p> <p>Baseball Fields (total) _____<br/>         Softball Fields (total) _____<br/>         Soccer Fields (total) _____<br/>         Football Fields (total) _____<br/>         Gyms (total) _____<br/>         Courts (total) _____<br/>         Pools (total) _____<br/> <u>West Park Activity Center</u><br/> <u>Center (front room and kitchen)</u></p> | <p>Where are the facilities you use?</p> <p><u>West Park</u><br/> <u>Activity Center</u><br/> <u>(front room &amp; kitchen)</u></p> | <p>What age groups do you rent?</p> <p>5 &amp; Under <input type="checkbox"/><br/>         5 to 7 <input type="checkbox"/><br/>         8 - 10 <input type="checkbox"/><br/>         11-12 <input type="checkbox"/><br/>         12-13 <input type="checkbox"/><br/>         13 - 15 <input type="checkbox"/><br/>         16 &amp; Over <input checked="" type="checkbox"/><br/>         Adults <input checked="" type="checkbox"/><br/>         Seniors <input checked="" type="checkbox"/></p> | <p>Do you operate a concession stand?</p> <p>Yes <input type="checkbox"/> No <input checked="" type="checkbox"/></p> <p>What is your major fund raising activity?</p> <p>_____</p> | <p>What is your projected growth in participation for the next 5 years?</p> <p>None <input type="checkbox"/><br/>         5% <input type="checkbox"/><br/>         10% <input checked="" type="checkbox"/><br/>         More than 10% <input type="checkbox"/></p> <p>Comments: _____</p> | <p>Please rate their condition.</p> <p>Good <input checked="" type="checkbox"/><br/>         Fair <input type="checkbox"/><br/>         Poor <input type="checkbox"/><br/>         Comments: _____</p> <p>Improvements Needed!<br/>         _____</p> | <p>Where do you practice?</p> <p><u>Same facility</u></p> <p>Lighted <input checked="" type="checkbox"/> yes <input type="checkbox"/> no</p> <p>Do you need additional fields?</p> <p>Game Fields <input type="checkbox"/><br/>         Practice Fields <input type="checkbox"/><br/>         Lighted Fields <input type="checkbox"/><br/>         (Check all that apply)</p> | <p>Do you have plans for expansion?</p> <p>Yes <input type="checkbox"/> No <input checked="" type="checkbox"/></p> <p>How many fields will you need to accommodate the expansion?</p> <p>_____</p> <p>When is your sports season?</p> <p>Fall <input type="checkbox"/><br/>         Winter <input type="checkbox"/><br/>         Spring <input type="checkbox"/><br/>         Summer <input type="checkbox"/><br/>         Year Round <input checked="" type="checkbox"/></p> | <p>Does your field use conflict with another sport?</p> <p>Yes <input type="checkbox"/> No <input type="checkbox"/></p> <p>Which Sport? _____</p> <p>Any additional remarks:</p> <p><u>We also use the</u><br/> <u>Monroe High School Gym</u><br/> <u>twice a yr. @ Bakers</u><br/> <u>School in August and</u><br/> <u>Giving Tree wk before</u><br/> <u>Christmas</u></p> |
|--|---|---|--|---|---|---|---|---|



SPORTS ORGANIZATIONS QUESTIONNAIRE 2012



Sports Organization Information

Organization Name

Contact Name

Phone

Date 03022012

How many fields/facilities do you use?

Baseball Fields (total) \_\_\_\_\_

Softball Fields (total) \_\_\_\_\_

Soccer Fields (total) \_\_\_\_\_

Football Fields (total) \_\_\_\_\_

Gyms (total) \_\_\_\_\_

Courts (total) \_\_\_\_\_

Pools (total) \_\_\_\_\_

WestPark Activity Center  
Community Room

What age groups do you serve?

5 & Under

5 to 7

8 - 10

11-12

12-13

13 - 15

16 & Over

Adult's

Seniors

Where are the facilities you use?

410 West D Street

Please rate their condition.

Good  Fair  Poor

Comments: well maintained  
always set up promptly.

Where do you practice?

N/A

Lighted  yes  no

Do you need additional fields?

Game fields

Practice fields

Lighted fields

(Check all that apply)

How many total participants?

Baseball \_\_\_\_\_

Softball \_\_\_\_\_

Soccer \_\_\_\_\_

Football \_\_\_\_\_

Other 1x monthly,  
15-25 people (Sport)

Do you operate a concession stand?

Yes  No

What is your major fund raising activity?

What is your projected growth in participation for the next 5 years?

None  5%  10%  More than 10%

Comments: \_\_\_\_\_

Do you have plans for expansion?

Yes  No

How many fields will you need to accommodate the expansion?

When is your sports season?

Fall  Winter  Spring  Summer  Year Round

Any additional remarks:

A community room with a built in Audio/Video system (Projector etc) would be an asset to the community.

--- THANKS ---

Sports Organization Information

Organization Name \_\_\_\_\_

Contact Name \_\_\_\_\_

Date 3/7/12

Phone \_\_\_\_\_

How many fields/facilities do you use?

Baseball Fields (total) \_\_\_\_\_

Softball Fields (total) \_\_\_\_\_

Soccer Fields (total) \_\_\_\_\_

Football Fields (total) \_\_\_\_\_

Gyms (total) 1

Courts (total) \_\_\_\_\_

Pools (total) \_\_\_\_\_

Central Park 1

What age groups do you serve?

5 & Under

5 to 7

8 - 10

11-12

12-13

13 - 15

16 & Over

Adult's

Seniors

Where are the facilities you use?

West Park Activity

Center

Central Park

Please rate their condition.

Good

Fair

Poor

Comments: \_\_\_\_\_

Improvements Needed?

Same type of conditioning at West Park Gym

Where do you practice?

N/A

Lighted yes

no

Do you need additional fields?

Game Fields

Practice Fields

Lighted Fields

(Check all that apply)

N/A

How many total participants?

Baseball \_\_\_\_\_

Softball \_\_\_\_\_

Soccer \_\_\_\_\_

Football \_\_\_\_\_

Other 35,000

(Sports) Fall Show and Wine Festival

Do you operate a concession stand?

Yes

No

What is your major fund raising activity?

Wine Festival

What is your projected growth in participation for the next 5 years?

None

5%

10%

More than 10%

Comments: \_\_\_\_\_

Do you have plans for expansion?

Yes

No

How many fields will you need to accommodate the expansion?

When is your sports season?

Fall

Winter

Spring

Summer

Year Round

Any additional remarks:

Does your field use conflict with another sport?

Yes

No

Which Sport? \_\_\_\_\_

N/A



## Community Questionnaire

The Tehachapi Valley Recreation and Parks District (TVRPD) would like your input to help determine priorities for parks and recreation for our community. This survey will take 10-15 minutes to complete. We greatly appreciate your time.

### 1. In which community do you live?

- |                         |                           |
|-------------------------|---------------------------|
| a. ___ Alpine Forest    | g. ___ Old West Ranch     |
| b. ___ Bear Valley      | h. ___ Sand Canyon        |
| c. ___ Golden Hills     | i. ___ Stallion Springs   |
| d. ___ Hart Flat        | j. ___ Tehachapi, City of |
| e. ___ Keene            | k. ___ Other: _____       |
| f. ___ Mountain Meadows |                           |

### 2. Which of the following benefits of parks, recreation services, and open space are most important to you?

*(Please circle your top 2 choices.)*

- a. Provide opportunities to enjoy nature & the outdoors
- b. Promote youth mental & physical development
- c. Improve fitness, health and wellness
- d. Protecting the natural environment
- e. Provide opportunities for lifelong learning
- f. Provide cultural opportunities (e.g. arts, music, theater & dance)
- g. Help seniors maintain socially active lifestyles
- h. Connect people together, building stronger families & neighborhoods
- i. Enhance community image and sense of place
- j. Help disabled people feel included and remain socially active
- k. Others: \_\_\_\_\_

### 3. What is the ONE type of park you would MOST like to see added in Tehachapi Valley to meet the needs of the members of your household? *(Please circle 1 choice)*

- a. Small parks in my neighborhood
- b. Large multi-use parks that serve the whole community
- c. Natural, open space areas
- d. A park consisting primarily of sports fields or a sports complex
- e. Trail systems
- f. Other: \_\_\_\_\_
- g. No additional parks or natural areas are needed

### 4. What is the ONE type of recreation facility you would most like to see added in Tehachapi Valley to meet the needs of the members of your household? *(Please circle 1 choice)*

- |                                      |                             |
|--------------------------------------|-----------------------------|
| a. Community Center                  | g. Meeting Rooms/Classrooms |
| b. Multi-use Gymnasium               | h. Performing Arts Center   |
| c. Outdoor Lighted Basketball Courts | i. Trails/Walking Path      |
| d. Space for Teen Activities         | j. Sports Complex           |
| e. Space for Senior Activities       | k. Outdoor Pool             |
| f. Tennis Courts                     | l. Outdoor Amphitheater     |
|                                      | m. Other: _____             |

### 5. If you have used any of the following recreation facilities, during the last 12 months, please check the box that corresponds to the frequency of your use of these facilities.

| Park or Facility                                | Frequently<br>(Once a week or more) | Sometimes<br>(1-2 times a month) | Rarely<br>(Less than 5 times a year) | Never |
|---|-------------------------------------|----------------------------------|--------------------------------------|-------|
| <b>TVRPD Parks &amp; Facilities</b>             |                                     |                                  |                                      |       |
| Brite Lake Recreation Area                      |                                     |                                  |                                      |       |
| Philip Marx's Central Park                      |                                     |                                  |                                      |       |
| Dye Natatorium (Pool)                           |                                     |                                  |                                      |       |
| Meadowbrook Park                                |                                     |                                  |                                      |       |
| Meadowbrook Dog Park                            |                                     |                                  |                                      |       |
| Ollie Mountain Skate Park                       |                                     |                                  |                                      |       |
| West Park                                       |                                     |                                  |                                      |       |
| West Park Activity Center                       |                                     |                                  |                                      |       |
| <b>City of Tehachapi Parks &amp; Facilities</b> |                                     |                                  |                                      |       |
| Airport Park                                    |                                     |                                  |                                      |       |
| Alta Estates Park (aka Warrior Park)            |                                     |                                  |                                      |       |
| Depot Park                                      |                                     |                                  |                                      |       |
| Pioneer Park                                    |                                     |                                  |                                      |       |
| Railroad Park                                   |                                     |                                  |                                      |       |
| Orchard Glen Park (Carolyn Ln)                  |                                     |                                  |                                      |       |
| Brave Park (Manzanita Ln.)                      |                                     |                                  |                                      |       |
| Tehachapi Rodeo Grounds                         |                                     |                                  |                                      |       |
| <b>Tehachapi Unified School District</b>        |                                     |                                  |                                      |       |
| JMS Gym/Sports Fields                           |                                     |                                  |                                      |       |
| TUSD Inline Roller Rink                         |                                     |                                  |                                      |       |
| THS Gym/Sports Fields                           |                                     |                                  |                                      |       |
| TUSD Elementary Schools Sports Fields           |                                     |                                  |                                      |       |
| <b>Other Parks &amp; Recreation Facilities</b>  |                                     |                                  |                                      |       |
| Bear Valley Recreation Facilities               |                                     |                                  |                                      |       |
| Bear Valley Springs Golf Club                   |                                     |                                  |                                      |       |
| Benz Youth Sports & Cultural Park               |                                     |                                  |                                      |       |
| Freedom Trail (near Meadowbrook Park)           |                                     |                                  |                                      |       |
| Horse Thief Golf Club                           |                                     |                                  |                                      |       |
| Stallion Springs Recreation Facilities          |                                     |                                  |                                      |       |
| Tehachapi Mountain Park (Kern County)           |                                     |                                  |                                      |       |

**6. Overall, which of the following statements best describes your satisfaction with the physical condition (maintenance, cleanliness, etc.) of the TVRPD parks and facilities you have visited?**

- a. \_\_\_ Very satisfied
- b. \_\_\_ Somewhat satisfied
- c. \_\_\_ Somewhat dissatisfied
- d. \_\_\_ Very dissatisfied

**7. Have you or others in your household participated in recreation programs or organized sports activities (e.g. team sports) in the Tehachapi Valley?**

- a. \_\_\_ Yes
- b. \_\_\_ No - *Skip Questions #8 & 9; go to Question #10*

**8. If you answered, "yes" to Question #7, who provided the program (s) in which you participated?**

\_\_\_\_\_

*If you participated in any TVRPD provided programs, then please to go question #9.*

**9. How would you rate the overall quality of recreation programs provided by the TVRPD?**

- a. \_\_\_ Excellent
- b. \_\_\_ Good
- c. \_\_\_ Fair
- d. \_\_\_ Poor

**10. If you did not participate in programs, classes or lessons, what are your reasons? (Circle all that apply)**

- a. Not aware of programs
- b. Poor quality of programs
- c. Held at inconvenient times
- d. Classes or programs are full
- e. Need child care in order to participate
- f. Too busy; no time
- g. Too expensive
- h. Need transportation to participate
- i. Other

**11. What is the ONE program, class or activity you would MOST like to see added in Tehachapi to meet the needs of the members of your household?**

\_\_\_\_\_

**12. Thinking about the needs of your household, which one of the following do you feel should be the focus of the TVRPD in its park and recreation efforts? (Please circle your top 2 choices)**

- a. Acquiring land for future parks
- b. Developing new parks
- c. Upgrading existing parks
- d. Preserving open space
- e. Building a trail system

- f. Maintaining existing parks and facilities
- g. Building new sports facilities
- h. Providing recreation programs and activities
- i. Building a new multi-purpose community center
- j. Other

**13. In general, please circle the statement that most describes your feeling about supporting a tax measure to maintain and improve existing parks and trails, acquire more parks and natural areas, or develop more trails, parks, and recreation facilities?**

- a. Yes, I would support it.
- b. I would support it, depending on the amount of tax I would have to pay.
- c. I would support it, depending on the projects my tax dollars would be used for.
- d. I would support it depending on the amount I would have to pay and the projects it would be used for.
- e. No, I would not support it under any circumstances -*Skip Question #14; go to Question #15*

**14. If you would support a tax measure for parks and recreation, please circle the amount you would be willing to pay per year.**

- a. Up to \$15 annually per household
- b. Up to \$25 annually per household
- c. Up to \$50 annually per household
- d. Up to \$75 annually per household
- e. Up to \$100 annually per household
- f. More than \$100 annually per household

**15. In order to improve existing park facilities and maintenance, how willing would you be to pay a 5 to 10% increase in facility rental and/or program fees? (Please circle your choice)**

- a. Very willing
- b. Somewhat willing
- c. Not very willing
- d. Not at all willing
- e. I don't know

**16. Counting yourself, check the age groups living in your household:**

- a. \_\_\_ Under age 5
- b. \_\_\_ Ages 5-9
- c. \_\_\_ Ages 10-14
- d. \_\_\_ Ages 15-19
- e. \_\_\_ Ages 20-24
- g. \_\_\_ Ages 25-34
- h. \_\_\_ Ages 35-44
- i. \_\_\_ Ages 45-54
- j. \_\_\_ Ages 55-64
- k. \_\_\_ Ages 65+

**17. What is your age?**

\_\_\_\_\_

**18. Your gender?**

- a. \_\_\_ Male
- b. \_\_\_ Female

**19. Check ALL of the following that describes your race/ethnicity? (Check all that apply)**

- |  |  |
|--|--|
| a. <input type="checkbox"/> African American/Black | f. <input type="checkbox"/> Native American                              |
| b. <input type="checkbox"/> White/Caucasian        | g. <input type="checkbox"/> Native Hawaiian<br>or Other Pacific Islander |
| c. <input type="checkbox"/> White/Hispanic         | h. <input type="checkbox"/> Other  |
| d. <input type="checkbox"/> Black/Hispanic         |  |
| e. <input type="checkbox"/> Asian                  |  |

**20. Do you own or rent your home?**

- a.  Homeowner      b.  Renter

**21. Do you have any other comments or questions?**

---

---

*If you would like to receive information about the progress of the TVRPD parks and recreation master plan or wish to be informed of future events, please visit the TVRPD website at [www.tvrpd.com](http://www.tvrpd.com) or we can put you on our list to receive email notices in advance.*

*Your email address: \_\_\_\_\_*

*Please attend the TVRPD Recreation & Parks Master Plan Community Workshop #1 at the Main Street Tehachapi Chili-Cookoff on June 16.*







*Please deliver your completed questionnaire by the deadline of July 16, 2012 to one of the following locations:*

- TVRPD headquarters at 490 West D Street*
- Tehachapi City Hall, 115 S. Robinson Street*
- Golden Hills Community Services District at 21415 Reeves St.*

*Or mail to Tehachapi Valley Recreation and Parks District, P.O. Box 373, Tehachapi CA 93561*

***(Survey is also available online through the TVRPD website at [www.tvrpd.org](http://www.tvrpd.org))***

## 1. In which community do you live?

|                        |   | Response Percent         | Response Count |
|------------------------|---|--------------------------|----------------|
| Old West Ranch         |   | 0.0%                     | 0              |
| Bear Valley            |    | 1.5%                     | 8              |
| Sand Canyon            |   | 0.0%                     | 0              |
| <b>Golden Hills</b>    |   | <b>62.2%</b>             | <b>342</b>     |
| Stallion Springs       |    | 1.5%                     | 8              |
| Hart Flat              |   | 0.0%                     | 0              |
| Tehachapi, City of     |    | 31.1%                    | 171            |
| Keene                  |   | 0.0%                     | 0              |
| Mountain Meadows       |  | 0.5%                     | 3              |
| Other (please specify) |  | 3.3%                     | 18             |
|                        |   | <b>answered question</b> | <b>550</b>     |
|                        |   | <b>skipped question</b>  | <b>0</b>       |








**2. Which of the following benefits of parks, recreation services, and open space are most important to you? (Please select your top 2 choices.)**

|   |  | Response Percent | Response Count |
|---|--|------------------|----------------|
| Provide opportunities to enjoy nature & the outdoors                |  | 53.1%            | 281            |
| Promote youth mental & physical development                         |  | 20.8%            | 110            |
| Improve fitness, health and wellness                                |  | 30.1%            | 159            |
| Protecting the natural environment                                  |  | 16.4%            | 87             |
| Provide opportunities for lifelong learning                         |  | 7.4%             | 39             |
| Provide cultural opportunities (e.g. arts, music, theater & dance)  |  | 13.2%            | 70             |
| Help seniors maintain socially active lifestyles                    |  | 13.6%            | 72             |
| Connect people together, building stronger families & neighborhoods |  | 24.8%            | 131            |
| Enhance community image and sense of place                          |  | 12.3%            | 65             |
| Help disabled people feel included and remain socially active       |  | 5.1%             | 27             |
| Other (please specify)  |  | 5.7%             | 30             |

answered question 529















skipped question 21

**3. What is the ONE type of park you would MOST like to see added in Tehachapi Valley to meet the needs of the members of your household? (Please select 1 choice)**

|  |   | Response Percent  | Response Count |
|--|---|-------------------|----------------|
| Small parks in my neighborhood                                   |    | 15.5%             | 80             |
| Large multi-use parks that serve the whole community             |    | 20.7%             | 107            |
| Natural, open space areas  |    | 9.5%              | 49             |
| A park consisting primarily of sports fields or a sports complex |    | 7.2%              | 37             |
| <b>Trail systems</b>   |    | <b>25.9%</b>      | <b>134</b>     |
| No additional parks or natural areas are needed                  |  | 10.8%             | 56             |
| Other (please specify)   |  | 10.4%             | 54             |
|  |   | answered question | 517            |
|  |   | skipped question  | 33             |



**4. What is the ONE type of recreation facility you would most like to see added in Tehachapi Valley to meet the needs of the members of your household? (Please select 1 choice)**

|                             |   | Response Percent | Response Count |
|-----------------------------|---|------------------|----------------|
| Community Center            |    | 13.1%            | 67             |
| Meeting Rooms/Classrooms    |    | 1.8%             | 9              |
| Multi-use Gymnasium         |    | 3.5%             | 18             |
| Performing Arts Center      |    | 10.2%            | 52             |
| Outdoor Lighted Basketball  |    | 2.0%             | 10             |
| <b>Trails/Walking Path</b>  |    | <b>23.5%</b>     | <b>120</b>     |
| Courts                      |    | 0.4%             | 2              |
| Sports Complex              |    | 4.3%             | 22             |
| Space for Teen Activities   |   | 7.8%             | 40             |
| Outdoor Pool                |  | 14.3%            | 73             |
| Space for Senior Activities |  | 2.0%             | 10             |
| Outdoor Amphitheater        |  | 4.9%             | 25             |
| Tennis Courts               |  | 3.5%             | 18             |
| Other (please specify)      |  | 8.8%             | 45             |
| <b>answered question</b>    |   |                  | <b>511</b>     |

**5. If you have used any of the following TVRPD Parks & Facilities, during the last 12 months, please check the box that corresponds to the frequency of your use of these facilities.**

|                            | Frequently (Once a week or more) | Sometimes (1-2 times a month) | Rarely (Less than 5 times a year) | Never                    | Response Count |
|----------------------------|----------------------------------|-------------------------------|-----------------------------------|--------------------------|----------------|
| Brite Lake Recreation Area | 3.3% (13)                        | 10.1% (40)                    | <b>58.9% (234)</b>                | 27.7% (110)              | 397            |
| Philip Marx's Central Park | 9.5% (39)                        | 30.7% (126)                   | <b>40.1% (165)</b>                | 20.0% (82)               | 411            |
| Dye Natatorium (Pool)      | 13.3% (50)                       | 9.6% (36)                     | 26.7% (100)                       | <b>50.4% (189)</b>       | 375            |
| Meadowbrook Park           | 22.4% (96)                       | 24.3% (104)                   | <b>30.1% (129)</b>                | 23.1% (99)               | 428            |
| Meadowbrook Dog Park       | 8.1% (30)                        | 9.7% (36)                     | 17.3% (64)                        | <b>64.9% (240)</b>       | 370            |
| Ollie Mountain Skate Park  | 2.6% (9)                         | 1.7% (6)                      | 8.0% (28)                         | <b>87.7% (308)</b>       | 351            |
| West Park                  | 12.2% (47)                       | 16.6% (64)                    | <b>37.0% (143)</b>                | 34.2% (132)              | 386            |
| West Park Activity Center  | 7.6% (28)                        | 13.8% (51)                    | 34.4% (127)                       | <b>44.2% (163)</b>       | 369            |
|                            |                                  |                               |                                   | <b>answered question</b> | <b>494</b>     |
|                            |                                  |                               |                                   | <b>skipped question</b>  | <b>56</b>      |

**6. If you have used any of the following City of Tehachapi Parks & Facilities, during the last 12 months, please check the box that corresponds to the frequency of your use of these facilities.**

|                                      | Frequently (Once a week or more) | Sometimes (1-2 times a month) | Rarely (Less than 5 times a year) | Never                    | Response Count |
|--------------------------------------|----------------------------------|-------------------------------|-----------------------------------|--------------------------|----------------|
| Airport Park                         | 1.4% (5)                         | 2.6% (9)                      | 13.5% (47)                        | <b>82.5% (288)</b>       | 349            |
| Alta Estates Park (aka Warrior Park) | 2.0% (7)                         | 1.7% (6)                      | 8.7% (30)                         | <b>87.5% (300)</b>       | 343            |
| Depot Park                           | 2.9% (11)                        | 14.8% (56)                    | 37.2% (141)                       | <b>45.4% (172)</b>       | 379            |
| Pioneer Park                         | 2.6% (9)                         | 5.5% (19)                     | 18.7% (65)                        | <b>73.3% (255)</b>       | 348            |
| Railroad Park                        | 5.2% (21)                        | 19.7% (79)                    | <b>43.9% (176)</b>                | 31.2% (125)              | 401            |
| Orchard Glen Park (Carolyn Ln)       | 1.8% (6)                         | 2.1% (7)                      | 4.7% (16)                         | <b>91.5% (312)</b>       | 341            |
| Brave Park (Manzanita Ln.)           | 1.5% (5)                         | 1.2% (4)                      | 4.7% (16)                         | <b>92.6% (313)</b>       | 338            |
| Tehachapi Rodeo Grounds              | 0.5% (2)                         | 3.5% (13)                     | 31.6% (118)                       | <b>64.3% (240)</b>       | 373            |
|                                      |                                  |                               |                                   | <b>answered question</b> | <b>436</b>     |
|                                      |                                  |                               |                                   | <b>skipped question</b>  | <b>114</b>     |

**7. If you have used any of the following Tehachapi Unified School District Facilities, during the last 12 months, please check the box that corresponds to the frequency of your use of these facilities.**

|                                       | <b>Frequently (Once a week or more)</b> | <b>Sometimes (1-2 times a month)</b> | <b>Rarely (Less than 5 times a year)</b> | <b>Never</b>             | <b>Response Count</b> |
|---------------------------------------|---|--------------------------------------|--|--------------------------|-----------------------|
| JMS Gym/Sports Fields                 | 10.5% (38)                              | 9.1% (33)                            | 13.0% (47)                               | <b>67.4% (244)</b>       | 362                   |
| TUSD Inline Roller Rink               | 1.2% (4)                                | 0.6% (2)                             | 2.6% (9)                                 | <b>95.7% (330)</b>       | 345                   |
| THS Gym/Sports Fields                 | 5.8% (21)                               | 7.5% (27)                            | 17.2% (62)                               | <b>69.4% (250)</b>       | 360                   |
| TUSD Elementary Schools Sports Fields | 2.3% (8)                                | 5.2% (18)                            | 9.8% (34)                                | <b>82.8% (288)</b>       | 348                   |
|                                       |   |                                      |  | <b>answered question</b> | <b>372</b>            |
|                                       |   |                                      |  | <b>skipped question</b>  | <b>178</b>            |

**8. If you have used any of the following other Parks & Recreation Facilities, during the last 12 months, please check the box that corresponds to the frequency of your use of these facilities.**

|  | Frequently (Once a week or more) | Sometimes (1-2 times a month) | Rarely (Less than 5 times a year) | Never                    | Response Count |
|--|----------------------------------|-------------------------------|-----------------------------------|--------------------------|----------------|
| Bear Valley Recreation Facilities      | 3.3% (12)                        | 4.7% (17)                     | 19.9% (72)                        | <b>72.0% (260)</b>       | 361            |
| Bear Valley Springs Golf Club          | 2.3% (8)                         | 2.8% (10)                     | 9.1% (32)                         | <b>85.8% (303)</b>       | 353            |
| Benz Youth Sports & Cultural Park      | 5.6% (20)                        | 5.6% (20)                     | 12.3% (44)                        | <b>76.8% (274)</b>       | 357            |
| Freedom Trail (near Meadowbrook Park)  | 20.2% (80)                       | 23.2% (92)                    | 24.2% (96)                        | <b>32.5% (129)</b>       | 397            |
| Horse Thief Golf Club                  | 0.8% (3)                         | 7.7% (28)                     | 15.4% (56)                        | <b>76.4% (278)</b>       | 364            |
| Stallion Springs Recreation Facilities | 3.3% (12)                        | 2.5% (9)                      | 16.8% (61)                        | <b>77.4% (281)</b>       | 363            |
| Tehachapi Mountain Park (Kern County)  | 4.8% (20)                        | 18.0% (75)                    | <b>54.2% (226)</b>                | 23.0% (96)               | 417            |
|  |                                  |                               |                                   | <b>answered question</b> | <b>453</b>     |
|  |                                  |                               |                                   | <b>skipped question</b>  | <b>97</b>      |


**9. Overall, which of the following statements best describes your satisfaction with the physical condition (maintenance, cleanliness, etc.) of the TVRPD parks and facilities you have visited?**

|                           |  | Response Percent         | Response Count |
|---------------------------|--|--------------------------|----------------|
| Very satisfied            |  | 41.3%                    | 215            |
| <b>Somewhat satisfied</b> |  | <b>45.4%</b>             | <b>236</b>     |
| Somewhat dissatisfied     |  | 9.4%                     | 49             |
| Very dissatisfied         |  | 3.8%                     | 20             |
|                           |  | <b>answered question</b> | <b>520</b>     |
|                           |  | <b>skipped question</b>  | <b>30</b>      |





**10. Have you or others in your household participated in recreation programs or organized sports activities (e.g. team sports) in the Tehachapi Valley?**

|   |  | Response Percent         | Response Count |
|---|--|--------------------------|----------------|
| Yes   |  | 46.5%                    | 245            |
| <b>No - Skip Questions #11 &amp; 12; go to Question #13</b> |  | <b>53.5%</b>             | <b>282</b>     |
|   |  | <b>answered question</b> | <b>527</b>     |
|   |  | <b>skipped question</b>  | <b>23</b>      |

**11. If you answered, “yes” to Question #10, who provided the program (s) in which you participated?**

|   |  | Response Percent  | Response Count |
|---|--|-------------------|----------------|
| If you participated in any TVRPD provided programs, then please to go question #12. |  | 100.0%            | 219            |
|   |  | answered question | 219            |
|   |  | skipped question  | 331            |

**12. How would you rate the overall quality of recreation programs provided by the TVRPD?**

|           |   | Response Percent  | Response Count |
|-----------|---|-------------------|----------------|
| Excellent |    | 21.6%             | 55             |
| Good      |  | 60.4%             | 154            |
| Fair      |  | 17.6%             | 45             |
| Poor      |  | 0.4%              | 1              |
|           |   | answered question | 255            |
|           |   | skipped question  | 295            |

**13. If you did not participate in programs, classes or lessons, what are your reasons? (Check all that apply)**











|   |  | Response Percent | Response Count |
|---|--|------------------|----------------|
| Not aware of programs                   |  | 37.0%            | 135            |
| Poor quality of programs                |  | 3.6%             | 13             |
| Held at inconvenient times              |  | 13.2%            | 48             |
| Classes or programs are full            |  | 1.6%             | 6              |
| Need child care in order to participate |  | 4.1%             | 15             |
| Too busy; no time                       |  | 32.3%            | 118            |
| Too expensive                           |  | 9.6%             | 35             |
| Need transportation to participate      |  | 2.2%             | 8              |
| Other (please specify)                  |  | 31.0%            | 113            |
| <b>answered question</b>                |  |                  | <b>365</b>     |
| <b>skipped question</b>                 |  |                  | <b>185</b>     |








**14. What is the ONE program, class or activity you would MOST like to see added in Tehachapi to meet the needs of the members of your household?**

|                          | <b>Response<br/>Count</b> |
|--------------------------|---------------------------|
|                          | 249                       |
| <b>answered question</b> | <b>249</b>                |
| <b>skipped question</b>  | <b>301</b>                |







**15. Thinking about the needs of your household, which one of the following do you feel should be the focus of the TVRPD in its park and recreation efforts? (Please check your top 2 choices)**

|   |   | Response Percent         | Response Count |
|---|---|--------------------------|----------------|
| Acquiring land for future parks               |    | 11.9%                    | 62             |
| Developing new parks                          |    | 14.3%                    | 74             |
| <b>Upgrading existing parks</b>               |    | <b>35.5%</b>             | <b>184</b>     |
| Preserving open space                         |    | 18.7%                    | 97             |
| Building a trail system                       |    | 31.2%                    | 162            |
| Maintaining existing parks and facilities     |    | 24.7%                    | 128            |
| Building new sports facilities                |    | 7.1%                     | 37             |
| Providing recreation programs and activities  |    | 12.7%                    | 66             |
| Building a new multi-purpose community center |    | 18.1%                    | 94             |
| Other (please specify)                        |  | 4.4%                     | 23             |
|   |   | <b>answered question</b> | <b>519</b>     |
|   |   | <b>skipped question</b>  | <b>31</b>      |






**16. In general, please check the statement that most describes your feeling about supporting a tax measure to maintain and improve existing parks and trails, acquire more parks and natural areas, or develop more trails, parks, and recreation facilities?**

|  |  | Response Percent         | Response Count |
|--|--|--------------------------|----------------|
| Yes, I would support it.   |   | 16.3%                    | 86             |
| I would support it, depending on the amount of tax I would have to pay.                                      |   | 12.1%                    | 64             |
| I would support it, depending on the projects my tax dollars would be used for.                              |   | 11.6%                    | 61             |
| <b>I would support it depending on the amount I would have to pay and the projects it would be used for.</b> |  | <b>42.0%</b>             | <b>222</b>     |
| No, I would not support it under any circumstances -Skip Question #17; go to Question #18                    |  | 18.0%                    | 95             |
|  |  | <b>answered question</b> | <b>528</b>     |
|  |  | <b>skipped question</b>  | <b>22</b>      |











**17. If you would support a tax measure for parks and recreation, please check the amount you would be willing to pay per year.**

|  |   | Response Percent         | Response Count |
|--|---|--------------------------|----------------|
| Up to \$15 annually per household      |  | 33.0%                    | 135            |
| Up to \$25 annually per household      |  | 28.6%                    | 117            |
| Up to \$50 annually per household      |  | 22.0%                    | 90             |
| Up to \$75 annually per household      |  | 2.7%                     | 11             |
| Up to \$100 annually per household     |  | 10.5%                    | 43             |
| More than \$100 annually per household |  | 3.2%                     | 13             |
|  |   | <b>answered question</b> | <b>409</b>     |
|  |   | <b>skipped question</b>  | <b>141</b>     |

**18. In order to improve existing park facilities and maintenance, how willing would you be to pay a 5% to 10% increase in facility rental and/or program fees?**

|                         |   | Response Percent         | Response Count |
|-------------------------|---|--------------------------|----------------|
| %Very willing           |  | 18.1%                    | 93             |
| <b>Somewhat willing</b> |  | <b>33.1%</b>             | <b>170</b>     |
| Not very willing        |  | 13.6%                    | 70             |
| Not at all willing      |  | 14.0%                    | 72             |
| I don't know            |  | 21.2%                    | 109            |
|                         |   | <b>answered question</b> | <b>514</b>     |
|                         |   | <b>skipped question</b>  | <b>36</b>      |



## 19. Counting yourself, check the age groups living in your household

|                          |  | Response Percent | Response Count |
|--------------------------|--|------------------|----------------|
| Under age 5              |   | 9.7%             | 52             |
| Ages 5-9                 |   | 12.2%            | 65             |
| Ages 10-14               |   | 10.9%            | 58             |
| Ages 15-19               |   | 12.2%            | 65             |
| Ages 20-24               |   | 5.8%             | 31             |
| Ages 25-34               |   | 13.9%            | 74             |
| Ages 35-44               |   | 16.3%            | 87             |
| Ages 45-54               |   | 25.3%            | 135            |
| Ages 55-64               |   | 30.9%            | 165            |
| <b>Ages 65+</b>          |  | <b>37.3%</b>     | <b>199</b>     |
| <b>answered question</b> |  |                  | <b>534</b>     |
| <b>skipped question</b>  |  |                  | <b>16</b>      |








## 20. What is your age?

|                   | Response Count |
|-------------------|----------------|
|                   | 479            |
| answered question | 479            |
| skipped question  | 71             |

## 21. Your gender?




|        |  | Response Percent  | Response Count |
|--------|--|-------------------|----------------|
| Male   |   | 35.3%             | 183            |
| Female |  | 64.7%             | 335            |
|        |  | answered question | 518            |
|        |  | skipped question  | 32             |

**22. Check ALL of the following that describes your race/ethnicity? (Check all that apply)**

|   |  | Response Percent | Response Count |
|---|--|------------------|----------------|
| African American/Black                    |   | 0.8%             | 4              |
| Native American                           |   | 5.6%             | 28             |
| <b>White/Caucasian</b>                    |  | <b>88.0%</b>     | <b>441</b>     |
| Native Hawaiian or Other Pacific Islander |   | 1.2%             | 6              |
| White/Hispanic                            |   | 13.4%            | 67             |
| Black/Hispanic                            |   | 1.2%             | 6              |
| Asian                                     |   | 2.0%             | 10             |
|   | Other (please specify)   |                  | 4              |
| <b>answered question</b>                  |  |                  | <b>501</b>     |
| <b>skipped question</b>                   |  |                  | <b>49</b>      |



### 23. Do you own or rent your home?

|                        |  | Response Percent         | Response Count |
|------------------------|--|--------------------------|----------------|
| Homeowner              |  | 92.1%                    | 481            |
| Renter                 |   | 7.5%                     | 39             |
| Other (please specify) |   | 0.4%                     | 2              |
|                        |  | <b>answered question</b> | <b>522</b>     |
|                        |  | <b>skipped question</b>  | <b>28</b>      |

### 24. Do you have any other comments or questions?

|  |  | Response Count           |
|--|--|--------------------------|
|  |  | 194                      |
|  |  | <b>answered question</b> |
|  |  | <b>194</b>               |
|  |  | <b>skipped question</b>  |
|  |  | <b>356</b>               |

**25. If you would like to receive information about the progress of the TVRPD parks and recreation master plan or wish to be informed of future events, please visit the TVRPD website at [www.tvrpd.com](http://www.tvrpd.com) or please provide your email address and we can put you on our list to receive notices in advance.**

|                          | <b>Response<br/>Count</b> |
|--------------------------|---------------------------|
|                          | 94                        |
| <b>answered question</b> | <b>94</b>                 |
| <b>skipped question</b>  | <b>456</b>                |



**Q1. In which community do you live?**

|    |                             |                       |
|----|-----------------------------|-----------------------|
| 1  | declined to say             | Jul 29, 2012 11:40 PM |
| 2  | declined to say             | Jul 29, 2012 1:57 PM  |
| 3  | ashe village                | Jul 29, 2012 1:29 PM  |
| 4  | declined to say             | Jul 28, 2012 9:07 PM  |
| 5  | oak knolls                  | Jul 27, 2012 10:16 AM |
| 6  | county area                 | Jul 26, 2012 11:21 AM |
| 7  | west golden hills           | Jul 25, 2012 3:18 PM  |
| 8  | oak knolls                  | Jul 25, 2012 3:17 PM  |
| 9  | .                           | Jul 25, 2012 1:03 PM  |
| 10 | Alpine Forest               | Jul 25, 2012 10:21 AM |
| 11 | country oaks                | Jul 24, 2012 9:11 AM  |
| 12 | County area on Old Town Rd  | Jul 12, 2012 8:46 AM  |
| 13 | Mesquite Dr.                | Jul 9, 2012 11:08 AM  |
| 14 | Alpine Forest               | Jun 25, 2012 9:09 AM  |
| 15 | Kern River Valley           | Jun 25, 2012 9:04 AM  |
| 16 | Alpine Forest               | Jun 22, 2012 5:49 PM  |
| 17 | 2 miles from town in county | Jun 22, 2012 5:39 PM  |
| 18 | oakknolls                   | Jun 22, 2012 5:05 PM  |



**Q2. Which of the following benefits of parks, recreation services, and open space are most important to you? (Please select your top 2 choices.)**

|    |  |                       |
|----|--|-----------------------|
| 1  | NOTA   | Aug 2, 2012 3:49 PM   |
| 2  | none   | Aug 2, 2012 11:59 AM  |
| 3  | not important  | Aug 2, 2012 9:04 AM   |
| 4  | sports, little league, soccer, picnics                         | Jul 30, 2012 9:11 AM  |
| 5  | entertain visitors   | Jul 30, 2012 9:07 AM  |
| 6  | provide a venue for all of the above                           | Jul 30, 2012 8:59 AM  |
| 7  | bowling center   | Jul 29, 2012 11:24 PM |
| 8  | outdoor pool   | Jul 29, 2012 11:18 PM |
| 9  | water aerobics for phys therapy                                | Jul 29, 2012 10:36 PM |
| 10 | music in the park  | Jul 29, 2012 10:28 PM |
| 11 | recreation and fun something to do and somewhere to go         | Jul 29, 2012 2:11 PM  |
| 12 | do what there is insufficient space to do on ones own property | Jul 29, 2012 1:29 PM  |
| 13 | none i dont use any  | Jul 29, 2012 1:15 PM  |
| 14 | all of the above   | Jul 29, 2012 11:25 AM |
| 15 | keeping empty homes and yard upkeep                            | Jul 29, 2012 10:52 AM |
| 16 | new pool   | Jul 29, 2012 10:38 AM |
| 17 | we need heated pool for the kids and seniors                   | Jul 27, 2012 3:34 PM  |
| 18 | park with playground equipment in GH! not just swings          | Jul 27, 2012 9:30 AM  |
| 19 | none in the current economy                                    | Jul 26, 2012 2:37 PM  |

**Q2. Which of the following benefits of parks, recreation services, and open space are most important to you? (Please select your top 2 choices.)**

|    |   |                       |
|----|---|-----------------------|
| 20 | more classes  | Jul 26, 2012 11:21 AM |
| 21 | provide for all youth sports  | Jul 26, 2012 11:18 AM |
| 22 | soccer fields   | Jul 25, 2012 2:47 PM  |
| 23 | none  | Jul 25, 2012 10:19 AM |
| 24 | Sidewalk on Tehachapi Blvd. to Dennison Rd. Also Tehachapi Blvd. to 202   | Jul 9, 2012 11:31 AM  |
| 25 | Police connections more with youth programs etc.  | Jul 9, 2012 10:10 AM  |
| 26 | I like a place w/shade, grass, a fountain and not a lot of people. The airport park provides all of this except a drink or water. | Jun 26, 2012 8:02 AM  |
| 27 | Disc golf course  | Jun 25, 2012 10:19 AM |
| 28 | Disc golf course  | Jun 25, 2012 10:12 AM |
| 29 | disc golf course  | Jun 25, 2012 10:04 AM |
| 30 | healthy systems   | Jun 25, 2012 9:16 AM  |





**Q3. What is the ONE type of park you would MOST like to see added in Tehachapi Valley to meet the needs of the members of your household? (Please select 1 choice)**

|    |  |                       |
|----|--|-----------------------|
| 1  | cement skate park  | Aug 2, 2012 11:07 AM  |
| 2  | soccer fields  | Aug 2, 2012 11:03 AM  |
| 3  | disk golf course   | Aug 2, 2012 10:48 AM  |
| 4  | bike trails  | Aug 2, 2012 9:51 AM   |
| 5  | disk golf course, 18 please                                    | Aug 2, 2012 9:08 AM   |
| 6  | play equipment at meadowbrook park                             | Aug 2, 2012 8:55 AM   |
| 7  | remove GH golf course  | Jul 30, 2012 8:59 AM  |
| 8  | bike trails  | Jul 29, 2012 11:27 PM |
| 9  | tennis courts  | Jul 29, 2012 11:24 PM |
| 10 | outdoor pool with better facilites locker and larger bathrooms | Jul 29, 2012 11:18 PM |
| 11 | start the park on dennison rd                                  | Jul 29, 2012 10:51 PM |
| 12 | outdoor swimming facilities                                    | Jul 29, 2012 10:41 PM |
| 13 | water aerobics need to be in a pool with WARM water            | Jul 29, 2012 10:32 PM |
| 14 | meadowbrook park needs play equipment                          | Jul 29, 2012 2:11 PM  |
| 15 | gardening parks  | Jul 29, 2012 1:29 PM  |
| 16 | none the city can't afford it and the people cant afford it    | Jul 29, 2012 1:15 PM  |
| 17 | lake to run model boats  | Jul 29, 2012 11:36 AM |
| 18 | multi sport park   | Jul 29, 2012 11:22 AM |
| 19 | tai chi, qigong, strength bldg, dance for all ages             | Jul 29, 2012 11:20 AM |

**Q3. What is the ONE type of park you would MOST like to see added in Tehachapi Valley to meet the needs of the members of your household? (Please select 1 choice)**

|    |   |                       |
|----|---|-----------------------|
| 20 | indoor multi use rec center   | Jul 29, 2012 11:16 AM |
| 21 | mountian biking trails  | Jul 29, 2012 11:02 AM |
| 22 | swimming pool   | Jul 29, 2012 10:38 AM |
| 23 | music ampitheatre   | Jul 27, 2012 3:36 PM  |
| 24 | heated pool   | Jul 27, 2012 3:34 PM  |
| 25 | water park  | Jul 27, 2012 10:52 AM |
| 26 | dog park  | Jul 27, 2012 10:50 AM |
| 27 | convert old GH golf course to park with trails                              | Jul 27, 2012 10:43 AM |
| 28 | new indoor pool aquatics center   | Jul 27, 2012 9:30 AM  |
| 29 | continuous 20 mile bike path  | Jul 26, 2012 2:54 PM  |
| 30 | would like to see some money go to meadowbrook park                         | Jul 25, 2012 3:20 PM  |
| 31 | more bike lanes   | Jul 25, 2012 3:00 PM  |
| 32 | GH golf course used as a park   | Jul 25, 2012 2:30 PM  |
| 33 | park and neighborhood pool  | Jul 25, 2012 10:25 AM |
| 34 | none  | Jul 25, 2012 10:19 AM |
| 35 | you dont maintain the ones you have now. like Brite Lk is horrible          | Jul 24, 2012 2:33 PM  |
| 36 | bike trails   | Jul 24, 2012 2:25 PM  |
| 37 | pocket park in vicinity of aspen drive- children there need a place to play | Jul 24, 2012 2:05 PM  |
| 38 | frisbee golf course(we go to hart park once a week)                         | Jul 10, 2012 12:05 PM |

**Q3. What is the ONE type of park you would MOST like to see added in Tehachapi Valley to meet the needs of the members of your household? (Please select 1 choice)**

|    |   |                       |
|----|---|-----------------------|
| 39 | Splash Park/ Free activities for kids   | Jul 9, 2012 2:56 PM   |
| 40 | specifically for Californina Poppy preserve   | Jul 9, 2012 2:23 PM   |
| 41 | dog park - clean, well cared for - no fox tails - accessible to parking - trails for walking dogs off leash | Jul 9, 2012 2:06 PM   |
| 42 | Winter use park   | Jul 9, 2012 12:08 PM  |
| 43 | An indoor Rec Center w/ pool, hot tub, slides, diving board, basketball courts.                             | Jul 9, 2012 11:56 AM  |
| 44 | Trail systems dedicated primarily to mountain biking in the surrounding hills and mountains.                | Jul 5, 2012 6:31 PM   |
| 45 | More Bike paths   | Jun 27, 2012 11:35 AM |
| 46 | Disc golf course  | Jun 25, 2012 10:19 AM |
| 47 | Disc golf course  | Jun 25, 2012 10:12 AM |
| 48 | disc golf course  | Jun 25, 2012 10:04 AM |
| 49 | Disc Golf course  | Jun 25, 2012 9:55 AM  |
| 50 | splash pad  | Jun 25, 2012 9:18 AM  |
| 51 | warm pool for seniors   | Jun 25, 2012 9:15 AM  |
| 52 | an indoor play space  | Jun 22, 2012 6:03 PM  |
| 53 | Soccer Park :)  | Jun 22, 2012 5:52 PM  |
| 54 | fix and add on to Meadowbrook Park. So much potential for our park in GHS!                                  | Jun 12, 2012 3:13 PM  |



**Q4. What is the ONE type of recreation facility you would most like to see added in Tehachapi Valley to meet the needs of the members of your household? (Please select 1 choice)**

|    |   |                       |
|----|---|-----------------------|
| 1  | more picnic/bbq areas at meadowbrook park         | Aug 2, 2012 3:40 PM   |
| 2  | none  | Aug 2, 2012 11:59 AM  |
| 3  | golf course                                       | Aug 2, 2012 11:57 AM  |
| 4  | bike paths/lanes                                  | Aug 2, 2012 9:48 AM   |
| 5  | none  | Aug 2, 2012 9:04 AM   |
| 6  | none they cant afford to keep open what they have | Jul 30, 2012 9:11 AM  |
| 7  | convert the GH golf course into any of the above  | Jul 30, 2012 8:59 AM  |
| 8  | soccer fields                                     | Jul 29, 2012 11:42 PM |
| 9  | bowling center                                    | Jul 29, 2012 11:24 PM |
| 10 | water aerobics in WARM water                      | Jul 29, 2012 10:32 PM |
| 11 | all of the above                                  | Jul 29, 2012 2:11 PM  |
| 12 | golf course                                       | Jul 29, 2012 1:48 PM  |
| 13 | gardening parks                                   | Jul 29, 2012 1:29 PM  |
| 14 | no one can afford                                 | Jul 29, 2012 1:15 PM  |
| 15 | library at wells school                           | Jul 29, 2012 11:41 AM |
| 16 | lake for model boats                              | Jul 29, 2012 11:36 AM |
| 17 | covered horse arena                               | Jul 29, 2012 11:29 AM |
| 18 | community center that includes meeting rooms      | Jul 29, 2012 11:25 AM |
| 19 | bowling   | Jul 29, 2012 11:06 AM |

**Q4. What is the ONE type of recreation facility you would most like to see added in Tehachapi Valley to meet the needs of the members of your household? (Please select 1 choice)**

|    |   |                       |
|----|---|-----------------------|
| 20 | re open golf course   | Jul 28, 2012 9:15 PM  |
| 21 | none  | Jul 27, 2012 10:13 AM |
| 22 | driving range   | Jul 26, 2012 2:49 PM  |
| 23 | none  | Jul 26, 2012 2:42 PM  |
| 24 | none due to the current economy!!   | Jul 26, 2012 2:37 PM  |
| 25 | warm water pool   | Jul 25, 2012 10:21 AM |
| 26 | none  | Jul 25, 2012 10:19 AM |
| 27 | bowling Alley   | Jul 24, 2012 2:05 PM  |
| 28 | -   | Jul 9, 2012 3:21 PM   |
| 29 | Something like a family oriented YMCA   | Jul 9, 2012 3:08 PM   |
| 30 | All of the above  | Jul 9, 2012 2:06 PM   |
| 31 | An indoor Rec Center (see above).   | Jul 9, 2012 11:56 AM  |
| 32 | Mountain bike trails in the surrounding hills and mountains                         | Jul 5, 2012 6:31 PM   |
| 33 | Aquatic center  | Jun 29, 2012 5:21 PM  |
| 34 | No more new areas. There is a money crunch isn't there? Just maintain what we have. | Jun 26, 2012 8:02 AM  |
| 35 | water park for kids   | Jun 25, 2012 1:25 PM  |
| 36 | Disc golf course  | Jun 25, 2012 10:19 AM |
| 37 | Disc golf course  | Jun 25, 2012 10:12 AM |
| 38 | disc golf course  | Jun 25, 2012 10:04 AM |

**Q4. What is the ONE type of recreation facility you would most like to see added in Tehachapi Valley to meet the needs of the members of your household? (Please select 1 choice)**

|    |   |                       |
|----|---|-----------------------|
| 39 | rehab/exercise pool for seniors and others                            | Jun 25, 2012 9:15 AM  |
| 40 | bowling Alley   | Jun 25, 2012 9:06 AM  |
| 41 | none  | Jun 24, 2012 1:30 PM  |
| 42 | bowling alley   | Jun 22, 2012 6:11 PM  |
| 43 | indoor play space   | Jun 22, 2012 6:03 PM  |
| 44 | soccer complex  | Jun 22, 2012 5:52 PM  |
| 45 | An area set aside for Radio Control activities-Planes,cars, and boats | Jun 21, 2012 11:29 AM |





**Q11. If you answered, "yes" to Question #10, who provided the program (s) in which you participated?**

|    |   |                      |
|----|---|----------------------|
| 1  | eclectic martial arts and fun runs                                    | Aug 2, 2012 3:55 PM  |
| 2  | baseball, basketball  | Aug 2, 2012 3:52 PM  |
| 3  | little league   | Aug 2, 2012 3:45 PM  |
| 4  | swim lessons  | Aug 2, 2012 3:43 PM  |
| 5  | tvrpd   | Aug 2, 2012 3:38 PM  |
| 6  | mens softball-meadowbrook   | Aug 2, 2012 3:31 PM  |
| 7  | t-ball  | Aug 2, 2012 3:22 PM  |
| 8  | ayso, little league   | Aug 2, 2012 12:16 PM |
| 9  | tvrpd   | Aug 2, 2012 12:14 PM |
| 10 | tvrpd   | Aug 2, 2012 12:12 PM |
| 11 | benz ayso- mma  | Aug 2, 2012 12:09 PM |
| 12 | tvrpd   | Aug 2, 2012 12:04 PM |
| 13 | soccer,little league  | Aug 2, 2012 12:01 PM |
| 14 | softball  | Aug 2, 2012 11:57 AM |
| 15 | football, soccer, tyf football  | Aug 2, 2012 11:49 AM |
| 16 | tvrpd   | Aug 2, 2012 11:16 AM |
| 17 | tvrpd   | Aug 2, 2012 11:11 AM |
| 18 | baracudas/ayso  | Aug 2, 2012 11:09 AM |
| 19 | ayso, tehachapi lil league, upward womens softball and co ed softball | Aug 2, 2012 11:05 AM |

**Q11. If you answered, "yes" to Question #10, who provided the program (s) in which you participated?**

|    |   |                      |
|----|---|----------------------|
| 20 | club soccer   | Aug 2, 2012 11:03 AM |
| 21 | soccer, basketball, baseball, tennis track                                    | Aug 2, 2012 10:48 AM |
| 22 | little league/basketball  | Aug 2, 2012 10:45 AM |
| 23 | ayso, little league   | Aug 2, 2012 10:39 AM |
| 24 | jazzercise, tvrpd   | Aug 2, 2012 10:33 AM |
| 25 | tvrpd   | Aug 2, 2012 10:31 AM |
| 26 | baseball, soccer  | Aug 2, 2012 10:28 AM |
| 27 | private provider  | Aug 2, 2012 10:23 AM |
| 28 | tvrpd   | Aug 2, 2012 10:16 AM |
| 29 | ayso soccer   | Aug 2, 2012 10:09 AM |
| 30 | parks and rec   | Aug 2, 2012 10:07 AM |
| 31 | co ed softball  | Aug 2, 2012 10:05 AM |
| 32 | little league baseball  | Aug 2, 2012 10:04 AM |
| 33 | little league baseball  | Aug 2, 2012 9:50 AM  |
| 34 | swim, soccer  | Aug 2, 2012 9:44 AM  |
| 35 | tvrdd, little league  | Aug 2, 2012 9:43 AM  |
| 36 | tvrpd   | Aug 2, 2012 9:41 AM  |
| 37 | ayso, soccer club, park and rec, bear valley, little league, stallion springs | Aug 2, 2012 9:39 AM  |
| 38 | basketball, soccer  | Aug 2, 2012 9:32 AM  |

**Q11. If you answered, "yes" to Question #10, who provided the program (s) in which you participated?**

|    |  |                       |
|----|--|-----------------------|
| 39 | tomahawk football, ayso soccer               | Aug 2, 2012 9:29 AM   |
| 40 | ayso   | Aug 2, 2012 9:24 AM   |
| 41 | tvrpd  | Aug 2, 2012 9:21 AM   |
| 42 | tvrpd  | Aug 2, 2012 9:19 AM   |
| 43 | tvrpd  | Aug 2, 2012 9:18 AM   |
| 44 | trvpd, ayso, ths                             | Aug 2, 2012 9:15 AM   |
| 45 | ayso soccer                                  | Aug 2, 2012 9:10 AM   |
| 46 | jazzercise                                   | Aug 2, 2012 9:08 AM   |
| 47 | sandy chavez                                 | Aug 2, 2012 9:00 AM   |
| 48 | soccer, swim team                            | Aug 2, 2012 8:55 AM   |
| 49 | tvrpd  | Aug 2, 2012 8:52 AM   |
| 50 | teh parks and rec                            | Aug 2, 2012 8:51 AM   |
| 51 | little league, adult baseball                | Jul 30, 2012 9:07 AM  |
| 52 | ayso   | Jul 30, 2012 9:03 AM  |
| 53 | youth baseball                               | Jul 30, 2012 9:01 AM  |
| 54 | softball, soccer, walking                    | Jul 29, 2012 11:42 PM |
| 55 | softball                                     | Jul 29, 2012 11:25 PM |
| 56 | little league, park and rec girls basketball | Jul 29, 2012 11:21 PM |
| 57 | soccer, basketball                           | Jul 29, 2012 11:19 PM |

**Q11. If you answered, "yes" to Question #10, who provided the program (s) in which you participated?**

|    |   |                       |
|----|---|-----------------------|
| 58 | tvrdd, little league softball barracudas              | Jul 29, 2012 11:18 PM |
| 59 | parks and rec, tvrpd                                  | Jul 29, 2012 11:12 PM |
| 60 | men's basketball                                      | Jul 29, 2012 11:03 PM |
| 61 | mens basketball, youth baseball, concerts in the park | Jul 29, 2012 10:57 PM |
| 62 | swim lessons, tyf, kidz love soccer                   | Jul 29, 2012 10:54 PM |
| 63 | track and field, football and soccer                  | Jul 29, 2012 10:51 PM |
| 64 | tvrpd, tyf, barracudas, jms, ths                      | Jul 29, 2012 10:47 PM |
| 65 | tvrpd   | Jul 29, 2012 10:34 PM |
| 66 | water aerobics, swimming                              | Jul 29, 2012 10:32 PM |
| 67 | tvrpd   | Jul 29, 2012 10:28 PM |
| 68 | softball, baseball, yoga                              | Jul 29, 2012 10:27 PM |
| 69 | ayso, soccer, baseball, softball, bun run             | Jul 29, 2012 10:24 PM |
| 70 | ballet folklorico dancing for my kids                 | Jul 29, 2012 2:11 PM  |
| 71 | ayso, jms track                                       | Jul 29, 2012 2:04 PM  |
| 72 | basketball, baseball                                  | Jul 29, 2012 1:54 PM  |
| 73 | tvrpd   | Jul 29, 2012 1:48 PM  |
| 74 | tvrpd   | Jul 29, 2012 1:41 PM  |
| 75 | tball   | Jul 29, 2012 1:37 PM  |
| 76 | ayso  | Jul 29, 2012 1:22 PM  |

**Q11. If you answered, "yes" to Question #10, who provided the program (s) in which you participated?**

|    |   |                       |
|----|---|-----------------------|
| 77 | girls softball                              | Jul 29, 2012 11:41 AM |
| 78 | stallion springs                            | Jul 29, 2012 11:29 AM |
| 79 | little league baseball                      | Jul 29, 2012 11:27 AM |
| 80 | tvrpd                                       | Jul 29, 2012 11:25 AM |
| 81 | tvrpd                                       | Jul 29, 2012 11:22 AM |
| 82 | dye natatorium swimming                     | Jul 29, 2012 11:20 AM |
| 83 | softball,swim lessons                       | Jul 29, 2012 11:14 AM |
| 84 | tmha  | Jul 29, 2012 11:04 AM |
| 85 | tvrpd                                       | Jul 29, 2012 10:53 AM |
| 86 | football                                    | Jul 29, 2012 10:52 AM |
| 87 | tusd, tvrpd, bvs                            | Jul 29, 2012 10:45 AM |
| 88 | ayso, soccer, baseball,s0ftball             | Jul 29, 2012 10:35 AM |
| 89 | adventure camp                              | Jul 28, 2012 9:45 PM  |
| 90 | tball and barracudas                        | Jul 28, 2012 9:40 PM  |
| 91 | baseball                                    | Jul 28, 2012 9:32 PM  |
| 92 | kids baseball, kids soccer, tball, swimming | Jul 28, 2012 9:22 PM  |
| 93 | softball                                    | Jul 28, 2012 9:04 PM  |
| 94 | bear valley ,ths                            | Jul 27, 2012 4:37 PM  |
| 95 | softball mens                               | Jul 27, 2012 4:31 PM  |

**Q11. If you answered, "yes" to Question #10, who provided the program (s) in which you participated?**

|     |  |                       |
|-----|--|-----------------------|
| 96  | upward   | Jul 27, 2012 4:27 PM  |
| 97  | ayso, scouting, jazzercise, dyepool, little league | Jul 27, 2012 3:46 PM  |
| 98  | tyf  | Jul 27, 2012 3:44 PM  |
| 99  | ayso, little league                                | Jul 27, 2012 3:42 PM  |
| 100 | Parks & Rec  | Jul 27, 2012 3:39 PM  |
| 101 | football, basketball, swimming                     | Jul 27, 2012 3:36 PM  |
| 102 | baseball   | Jul 27, 2012 3:34 PM  |
| 103 | ayso   | Jul 27, 2012 3:30 PM  |
| 104 | tvrpd basketball                                   | Jul 27, 2012 3:26 PM  |
| 105 | TVRPD water aerobics                               | Jul 27, 2012 3:21 PM  |
| 106 | swim, jazzercise, tiny tots                        | Jul 27, 2012 10:52 AM |
| 107 | stallion springs property owners assn              | Jul 27, 2012 10:50 AM |
| 108 | tvrpd/ little league/ youth football               | Jul 27, 2012 10:43 AM |
| 109 | TVRPD  | Jul 27, 2012 10:22 AM |
| 110 | coached little league minors                       | Jul 27, 2012 10:10 AM |
| 111 | little league                                      | Jul 27, 2012 10:08 AM |
| 112 | TVRPD  | Jul 27, 2012 9:37 AM  |
| 113 | adult softball                                     | Jul 27, 2012 9:17 AM  |
| 114 | ayso, little league                                | Jul 27, 2012 9:10 AM  |

**Q11. If you answered, "yes" to Question #10, who provided the program (s) in which you participated?**

|     |                          |                       |
|-----|--------------------------|-----------------------|
| 115 | Parks & Rec              | Jul 27, 2012 9:08 AM  |
| 116 | TVRPD                    | Jul 27, 2012 9:04 AM  |
| 117 | TVRPD                    | Jul 27, 2012 9:01 AM  |
| 118 | ayso, little league      | Jul 27, 2012 8:48 AM  |
| 119 | Parks & Rec              | Jul 26, 2012 3:09 PM  |
| 120 | easter program           | Jul 26, 2012 3:01 PM  |
| 121 | lap swimming, 5 k run    | Jul 26, 2012 2:54 PM  |
| 122 | sports                   | Jul 26, 2012 2:47 PM  |
| 123 | T-ball TVRPD             | Jul 26, 2012 2:41 PM  |
| 124 | mice                     | Jul 26, 2012 11:35 AM |
| 125 | txf                      | Jul 26, 2012 11:29 AM |
| 126 | TVRPD                    | Jul 26, 2012 11:18 AM |
| 127 | ayso                     | Jul 26, 2012 11:14 AM |
| 128 | TVRPD                    | Jul 26, 2012 11:06 AM |
| 129 | zumba                    | Jul 26, 2012 11:02 AM |
| 130 | soccer, t-ball, swimming | Jul 26, 2012 10:59 AM |
| 131 | ayso                     | Jul 26, 2012 10:51 AM |
| 132 | little league, tyf, trp  | Jul 26, 2012 10:47 AM |
| 133 | tvrpd                    | Jul 26, 2012 10:43 AM |

**Q11. If you answered, "yes" to Question #10, who provided the program (s) in which you participated?**

|     |  |                       |
|-----|--|-----------------------|
| 134 | youth soccer, H.S. ath                               | Jul 25, 2012 3:31 PM  |
| 135 | ayso   | Jul 25, 2012 3:21 PM  |
| 136 | TVRPD  | Jul 25, 2012 3:17 PM  |
| 137 | T-ball TVRPD   | Jul 25, 2012 3:15 PM  |
| 138 | my 2 kids were lifeguard/instructors at Dye natorium | Jul 25, 2012 3:12 PM  |
| 139 | THS, parks and rec basketball                        | Jul 25, 2012 3:11 PM  |
| 140 | family members- soccer fields                        | Jul 25, 2012 3:05 PM  |
| 141 | TLL  | Jul 25, 2012 2:57 PM  |
| 142 | basketball coach, park & rec Benz-Uisco park         | Jul 25, 2012 2:35 PM  |
| 143 | bear valley  | Jul 25, 2012 1:10 PM  |
| 144 | TVRPD  | Jul 25, 2012 1:01 PM  |
| 145 | TVRPD  | Jul 25, 2012 12:57 PM |
| 146 | TVRPD?   | Jul 25, 2012 10:32 AM |
| 147 | aqua aerobics  | Jul 25, 2012 10:23 AM |
| 148 | water aerobics                                       | Jul 25, 2012 10:21 AM |
| 149 | ayso, jazzersize                                     | Jul 24, 2012 2:41 PM  |
| 150 | swim lessons, mountain festival                      | Jul 24, 2012 2:39 PM  |
| 151 | TVRPD  | Jul 24, 2012 2:16 PM  |
| 152 | girls softball and soccer                            | Jul 24, 2012 2:02 PM  |



**Q11. If you answered, "yes" to Question #10, who provided the program (s) in which you participated?**

|     |   |                       |
|-----|---|-----------------------|
| 153 | swimming, cross country, soccer                                 | Jul 24, 2012 1:55 PM  |
| 154 | zumba   | Jul 24, 2012 11:35 AM |
| 155 | barracida swim team   | Jul 24, 2012 9:11 AM  |
| 156 | AYSO  | Jul 12, 2012 8:46 AM  |
| 157 | swimming, soccer,baseball,basketball                            | Jul 10, 2012 12:05 PM |
| 158 | Swimming, baseball, basketball                                  | Jul 9, 2012 3:12 PM   |
| 159 | TVRPD   | Jul 9, 2012 2:56 PM   |
| 160 | Women's Softball  | Jul 9, 2012 2:42 PM   |
| 161 | TVRPD   | Jul 9, 2012 2:20 PM   |
| 162 | T-ball  | Jul 9, 2012 2:15 PM   |
| 163 | TVRPD   | Jul 9, 2012 2:10 PM   |
| 164 | T-Ball / Little League  | Jul 9, 2012 2:01 PM   |
| 165 | TVRPD   | Jul 9, 2012 1:43 PM   |
| 166 | TYF Football, Little League, Parks & Rec, Basketball, Swim Team | Jul 9, 2012 1:38 PM   |
| 167 | TVRPD, Yoga Shanan  | Jul 9, 2012 12:08 PM  |
| 168 | Youth Soccer Camp/ Swimmimg Lessons                             | Jul 9, 2012 11:56 AM  |
| 169 | Summer Basketball   | Jul 9, 2012 11:08 AM  |
| 170 | Tehachapi Parks & Rec   | Jul 9, 2012 10:21 AM  |
| 171 | Basketball - West Park Acitvity Center                          | Jul 9, 2012 10:14 AM  |

**Q11. If you answered, "yes" to Question #10, who provided the program (s) in which you participated?**

|     |  |                       |
|-----|--|-----------------------|
| 172 | TVRPD  | Jul 9, 2012 9:58 AM   |
| 173 | TVRPD, Little League                                   | Jul 9, 2012 9:46 AM   |
| 174 | swim lessons, soccer, t-ball                           | Jul 8, 2012 5:23 PM   |
| 175 | TVRPD Zumba classes                                    | Jul 8, 2012 1:14 PM   |
| 176 | Adventure Camp   | Jul 6, 2012 12:36 PM  |
| 177 | Basketball   | Jul 6, 2012 12:33 PM  |
| 178 | basketball   | Jul 5, 2012 6:31 PM   |
| 179 | Adult coed softball, Tball, adventure camp, basketball | Jul 5, 2012 1:35 PM   |
| 180 | TVRPD, TYF Football                                    | Jul 4, 2012 1:44 PM   |
| 181 | softball   | Jul 3, 2012 8:48 AM   |
| 182 | TVRPD  | Jul 2, 2012 1:09 PM   |
| 183 | Little League  | Jun 30, 2012 6:27 PM  |
| 184 | Tee ball, Barracudas                                   | Jun 29, 2012 5:21 PM  |
| 185 | jazzercise, youth basketball, soccer, swim lessons     | Jun 25, 2012 3:07 PM  |
| 186 | softball   | Jun 25, 2012 1:25 PM  |
| 187 | TVRPD  | Jun 25, 2012 12:50 PM |
| 188 | Little league  | Jun 25, 2012 10:19 AM |
| 189 | TLL tvrpd  | Jun 25, 2012 10:12 AM |
| 190 | TLL, TVRPD   | Jun 25, 2012 10:04 AM |

**Q11. If you answered, "yes" to Question #10, who provided the program (s) in which you participated?**

|     |  |                      |
|-----|--|----------------------|
| 191 | Tehachapi Little League, TVRPD                 | Jun 25, 2012 9:55 AM |
| 192 | ths  | Jun 25, 2012 9:24 AM |
| 193 | tvrpd ayso                                     | Jun 25, 2012 9:12 AM |
| 194 | youth basketball                               | Jun 25, 2012 9:11 AM |
| 195 | Parks & Rec                                    | Jun 25, 2012 9:06 AM |
| 196 | youth football & tvrpd                         | Jun 22, 2012 6:11 PM |
| 197 | recreation bashedball                          | Jun 22, 2012 6:07 PM |
| 198 | basketball and adventure camp                  | Jun 22, 2012 6:05 PM |
| 199 | Martial Arts, Swim lessons                     | Jun 22, 2012 6:03 PM |
| 200 | Tehachapi fitness                              | Jun 22, 2012 6:01 PM |
| 201 | softball and volleyball                        | Jun 22, 2012 5:57 PM |
| 202 | volleyball                                     | Jun 22, 2012 5:54 PM |
| 203 | soccer .. they don't let people use the fields | Jun 22, 2012 5:52 PM |
| 204 | Parks & Rec.                                   | Jun 22, 2012 5:46 PM |
| 205 | jazzercise and zumba                           | Jun 22, 2012 5:40 PM |
| 206 | zumba and jazzercise                           | Jun 22, 2012 5:36 PM |
| 207 | tvrpd  | Jun 22, 2012 5:30 PM |
| 208 | school   | Jun 22, 2012 5:25 PM |
| 209 | Barracudas                                     | Jun 22, 2012 8:17 AM |

**Q11. If you answered, "yes" to Question #10, who provided the program (s) in which you participated?**

|     |                                    |                       |
|-----|------------------------------------|-----------------------|
| 210 | Tehachapi Little League            | Jun 22, 2012 7:02 AM  |
| 211 | AYSO                               | Jun 21, 2012 4:54 PM  |
| 212 | tvrpd                              | Jun 21, 2012 11:29 AM |
| 213 | Jazzercise and Zumba               | Jun 15, 2012 1:15 PM  |
| 214 | AYSO; Little League; Upward Sports | Jun 13, 2012 10:37 PM |
| 215 | Jazzercise, Zumba, Water Aerobics  | Jun 12, 2012 4:17 PM  |
| 216 | TVRPD - Softball                   | Jun 12, 2012 3:13 PM  |
| 217 | tvrpd                              | Jun 12, 2012 2:48 PM  |
| 218 | TVRPD                              | Jun 12, 2012 2:35 PM  |
| 219 | TVRPD                              | Jun 12, 2012 2:01 PM  |



**Q13. If you did not participate in programs, classes or lessons, what are your reasons? (Check all that apply)**

|    |                 |                      |
|----|-----------------|----------------------|
| 1  | .               | Aug 2, 2012 3:49 PM  |
| 2  | .               | Aug 2, 2012 3:47 PM  |
| 3  | health problems | Aug 2, 2012 3:29 PM  |
| 4  | .               | Aug 2, 2012 3:26 PM  |
| 5  | .               | Aug 2, 2012 3:13 PM  |
| 6  | .               | Aug 2, 2012 3:11 PM  |
| 7  | .               | Aug 2, 2012 12:13 PM |
| 8  | not interested  | Aug 2, 2012 11:59 AM |
| 9  | .               | Aug 2, 2012 11:55 AM |
| 10 | .               | Aug 2, 2012 11:17 AM |
| 11 | .               | Aug 2, 2012 11:11 AM |
| 12 | .               | Aug 2, 2012 11:09 AM |
| 13 | .               | Aug 2, 2012 11:07 AM |
| 14 | .               | Aug 2, 2012 10:42 AM |
| 15 | .               | Aug 2, 2012 10:12 AM |
| 16 | .               | Aug 2, 2012 9:57 AM  |
| 17 | .               | Aug 2, 2012 9:56 AM  |
| 18 | .               | Aug 2, 2012 9:53 AM  |
| 19 | .               | Aug 2, 2012 9:16 AM  |

**Q13. If you did not participate in programs, classes or lessons, what are your reasons? (Check all that apply)**

|    |  |                       |
|----|--|-----------------------|
| 20 | .  | Aug 2, 2012 9:04 AM   |
| 21 | .  | Aug 2, 2012 9:01 AM   |
| 22 | not interested                                   | Jul 30, 2012 9:11 AM  |
| 23 | classes were canceled due to not enough sign ups | Jul 30, 2012 9:08 AM  |
| 24 | .  | Jul 30, 2012 9:05 AM  |
| 25 | .  | Jul 30, 2012 9:04 AM  |
| 26 | .  | Jul 29, 2012 11:29 PM |
| 27 | .  | Jul 29, 2012 11:27 PM |
| 28 | .  | Jul 29, 2012 11:24 PM |
| 29 | .  | Jul 29, 2012 11:12 PM |
| 30 | .  | Jul 29, 2012 10:44 PM |
| 31 | .  | Jul 29, 2012 10:28 PM |
| 32 | .  | Jul 29, 2012 2:00 PM  |
| 33 | .  | Jul 29, 2012 1:57 PM  |
| 34 | .  | Jul 29, 2012 1:43 PM  |
| 35 | .  | Jul 29, 2012 1:39 PM  |
| 36 | nothing really of interest                       | Jul 29, 2012 1:15 PM  |
| 37 | .  | Jul 29, 2012 11:46 AM |
| 38 | age 89!  | Jul 29, 2012 11:41 AM |

**Q13. If you did not participate in programs, classes or lessons, what are your reasons? (Check all that apply)**

|    |                                       |                       |
|----|---------------------------------------|-----------------------|
| 39 | nothing of interest                   | Jul 29, 2012 11:38 AM |
| 40 | .                                     | Jul 29, 2012 11:31 AM |
| 41 | .                                     | Jul 29, 2012 11:02 AM |
| 42 | .                                     | Jul 29, 2012 10:56 AM |
| 43 | limited programs for teens or seniors | Jul 28, 2012 9:50 PM  |
| 44 | .                                     | Jul 28, 2012 9:47 PM  |
| 45 | .                                     | Jul 28, 2012 9:30 PM  |
| 46 | .                                     | Jul 28, 2012 9:12 PM  |
| 47 | .                                     | Jul 28, 2012 9:10 PM  |
| 48 | .                                     | Jul 27, 2012 4:37 PM  |
| 49 | .                                     | Jul 27, 2012 3:57 PM  |
| 50 | pool for golden hills                 | Jul 27, 2012 3:34 PM  |
| 51 | too much to pick from                 | Jul 27, 2012 3:22 PM  |
| 52 | .                                     | Jul 27, 2012 11:08 AM |
| 53 | just havent                           | Jul 27, 2012 11:02 AM |
| 54 | .                                     | Jul 27, 2012 10:53 AM |
| 55 | .                                     | Jul 27, 2012 10:43 AM |
| 56 | have been ill                         | Jul 27, 2012 10:10 AM |
| 57 | .                                     | Jul 27, 2012 9:30 AM  |



**Q13. If you did not participate in programs, classes or lessons, what are your reasons? (Check all that apply)**

|    |  |                       |
|----|--|-----------------------|
| 58 | senior citizen                         | Jul 27, 2012 9:26 AM  |
| 59 | .                                      | Jul 27, 2012 9:25 AM  |
| 60 | .                                      | Jul 27, 2012 9:01 AM  |
| 61 | .                                      | Jul 27, 2012 8:58 AM  |
| 62 | .                                      | Jul 27, 2012 8:53 AM  |
| 63 | .                                      | Jul 27, 2012 8:51 AM  |
| 64 | .                                      | Jul 27, 2012 8:48 AM  |
| 65 | too old                                | Jul 26, 2012 6:00 PM  |
| 66 | senior citizen needs                   | Jul 26, 2012 2:44 PM  |
| 67 | inactive socially                      | Jul 26, 2012 2:42 PM  |
| 68 | .                                      | Jul 26, 2012 2:41 PM  |
| 69 | costs too high. just trying to survive | Jul 26, 2012 2:37 PM  |
| 70 | .                                      | Jul 26, 2012 2:29 PM  |
| 71 | .                                      | Jul 26, 2012 11:33 AM |
| 72 | Bowling                                | Jul 26, 2012 11:06 AM |
| 73 | .                                      | Jul 25, 2012 3:29 PM  |
| 74 | I'm 69 years old                       | Jul 25, 2012 3:27 PM  |
| 75 | .                                      | Jul 25, 2012 3:17 PM  |
| 76 | too old                                | Jul 25, 2012 3:05 PM  |

**Q13. If you did not participate in programs, classes or lessons, what are your reasons? (Check all that apply)**

|    |  |                       |
|----|--|-----------------------|
| 77 | .  | Jul 25, 2012 3:01 PM  |
| 78 | poor selection of programs                                       | Jul 25, 2012 2:46 PM  |
| 79 | .  | Jul 25, 2012 2:40 PM  |
| 80 | .  | Jul 25, 2012 12:54 PM |
| 81 | physical disability- cannot access swimming pool, steps too tall | Jul 25, 2012 12:52 PM |
| 82 | .  | Jul 25, 2012 10:25 AM |
| 83 | .  | Jul 25, 2012 10:19 AM |
| 84 | teen programs  | Jul 24, 2012 2:41 PM  |
| 85 | .  | Jul 24, 2012 2:22 PM  |
| 86 | .  | Jul 24, 2012 2:18 PM  |
| 87 | mommy & me classes, kids crafts                                  | Jul 24, 2012 11:35 AM |
| 88 | .  | Jul 24, 2012 9:58 AM  |
| 89 | -  | Jul 9, 2012 3:21 PM   |
| 90 | -  | Jul 9, 2012 3:14 PM   |
| 91 | -  | Jul 9, 2012 2:51 PM   |
| 92 | -  | Jul 9, 2012 2:45 PM   |
| 93 | -  | Jul 9, 2012 2:35 PM   |
| 94 | -  | Jul 9, 2012 2:06 PM   |
| 95 | -  | Jul 9, 2012 1:55 PM   |

**Q13. If you did not participate in programs, classes or lessons, what are your reasons? (Check all that apply)**

|     |   |                       |
|-----|---|-----------------------|
| 96  | Too old.  | Jul 9, 2012 1:53 PM   |
| 97  | -   | Jul 9, 2012 11:59 AM  |
| 98  | -   | Jul 9, 2012 11:08 AM  |
| 99  | health  | Jul 9, 2012 10:34 AM  |
| 100 | ?   | Jul 9, 2012 10:21 AM  |
| 101 | Old and not well  | Jul 9, 2012 10:10 AM  |
| 102 | Don't go to the above mentioned parks so I don't know what the overall maintenance of the parks are. I frequent the Senior Center. Do you have anything to do with that facility? | Jun 26, 2012 8:02 AM  |
| 103 | .   | Jun 25, 2012 9:18 AM  |
| 104 | Bowling   | Jun 25, 2012 9:06 AM  |
| 105 | .   | Jun 25, 2012 9:04 AM  |
| 106 | No programs I am interested in  | Jun 22, 2012 8:13 PM  |
| 107 | .   | Jun 22, 2012 6:07 PM  |
| 108 | .   | Jun 22, 2012 5:54 PM  |
| 109 | soccer youth  | Jun 22, 2012 5:52 PM  |
| 110 | .   | Jun 22, 2012 5:44 PM  |
| 111 | .   | Jun 22, 2012 5:25 PM  |
| 112 | .   | Jun 22, 2012 5:05 PM  |
| 113 | no program of interest to me  | Jun 22, 2012 11:30 AM |



**Q14. What is the ONE program, class or activity you would MOST like to see added in Tehachapi to meet the needs of the members of your household?**

|    |   |                      |
|----|---|----------------------|
| 1  | programs for senior citizens                                  | Aug 2, 2012 3:52 PM  |
| 2  | more adult swim time for handicapped                          | Aug 2, 2012 3:47 PM  |
| 3  | dirt bike park many families ride and have to travel to do so | Aug 2, 2012 3:43 PM  |
| 4  | bowling alley   | Aug 2, 2012 3:38 PM  |
| 5  | yoga  | Aug 2, 2012 3:23 PM  |
| 6  | learn some adult craft/skills                                 | Aug 2, 2012 3:08 PM  |
| 7  | a swim team   | Aug 2, 2012 12:17 PM |
| 8  | track and field competitions                                  | Aug 2, 2012 12:16 PM |
| 9  | computer classes  | Aug 2, 2012 12:10 PM |
| 10 | gardening/working classes                                     | Aug 2, 2012 12:07 PM |
| 11 | bowling alley   | Aug 2, 2012 12:01 PM |
| 12 | some diy classes  | Aug 2, 2012 11:55 AM |
| 13 | classes training/education for adults                         | Aug 2, 2012 11:52 AM |
| 14 | bmx track like woodward outdoor track                         | Aug 2, 2012 11:49 AM |
| 15 | outdoor lake or pool  | Aug 2, 2012 11:17 AM |
| 16 | well maintained hiking trails                                 | Aug 2, 2012 11:16 AM |
| 17 | physical workout gym  | Aug 2, 2012 11:11 AM |
| 18 | shooting sports   | Aug 2, 2012 11:09 AM |
| 19 | indoor soccer   | Aug 2, 2012 11:05 AM |

**Q14. What is the ONE program, class or activity you would MOST like to see added in Tehachapi to meet the needs of the members of your household?**

|    |  |                      |
|----|--|----------------------|
| 20 | yoga   | Aug 2, 2012 11:03 AM |
| 21 | senior fitness   | Aug 2, 2012 10:40 AM |
| 22 | tennis   | Aug 2, 2012 10:36 AM |
| 23 | volleyball   | Aug 2, 2012 10:31 AM |
| 24 | exercise class   | Aug 2, 2012 10:23 AM |
| 25 | senior yoga class  | Aug 2, 2012 10:21 AM |
| 26 | pool, helps the hadicapped members of my family to stay in shape | Aug 2, 2012 10:20 AM |
| 27 | youth volleyball   | Aug 2, 2012 10:16 AM |
| 28 | full year round heated pool                                      | Aug 2, 2012 10:14 AM |
| 29 | dance for young children   | Aug 2, 2012 10:09 AM |
| 30 | family fitness class   | Aug 2, 2012 10:04 AM |
| 31 | dont care  | Aug 2, 2012 9:57 AM  |
| 32 | tennis courts/programs   | Aug 2, 2012 9:55 AM  |
| 33 | sewing or crafts. community college level                        | Aug 2, 2012 9:53 AM  |
| 34 | yoga   | Aug 2, 2012 9:51 AM  |
| 35 | youth basketball, youth tennis                                   | Aug 2, 2012 9:32 AM  |
| 36 | adult volleyball   | Aug 2, 2012 9:29 AM  |
| 37 | tai chi  | Aug 2, 2012 9:26 AM  |
| 38 | walking paths  | Aug 2, 2012 9:24 AM  |

**Q14. What is the ONE program, class or activity you would MOST like to see added in Tehachapi to meet the needs of the members of your household?**

|    |   |                       |
|----|---|-----------------------|
| 39 | mountain bike and road trails   | Aug 2, 2012 9:15 AM   |
| 40 | a golf course in teh  | Aug 2, 2012 9:09 AM   |
| 41 | disk golf   | Aug 2, 2012 9:08 AM   |
| 42 | soccer club   | Aug 2, 2012 9:00 AM   |
| 43 | trails  | Aug 2, 2012 8:58 AM   |
| 44 | tennis  | Aug 2, 2012 8:55 AM   |
| 45 | mountain bike and roads trails  | Aug 2, 2012 8:52 AM   |
| 46 | multi use community center  | Aug 2, 2012 8:48 AM   |
| 47 | more interesting classes  | Jul 30, 2012 9:14 AM  |
| 48 | a program staffed by volunteers to show govt. workers how well they are paid and to be satisfied and quit asking tax payers for more and live within their means. especially firement and prison guards | Jul 30, 2012 9:11 AM  |
| 49 | classes-lifelong learning   | Jul 30, 2012 9:08 AM  |
| 50 | watercolor art classes  | Jul 30, 2012 9:01 AM  |
| 51 | soccer fields   | Jul 29, 2012 11:42 PM |
| 52 | mentoring program to young adults and seniors   | Jul 29, 2012 11:34 PM |
| 53 | art classes   | Jul 29, 2012 11:33 PM |
| 54 | tennis courts   | Jul 29, 2012 11:24 PM |
| 55 | bowling alley   | Jul 29, 2012 11:15 PM |
| 56 | community center  | Jul 29, 2012 11:13 PM |
| 57 | lower prices at brite lake  | Jul 29, 2012 11:12 PM |

**Q14. What is the ONE program, class or activity you would MOST like to see added in Tehachapi to meet the needs of the members of your household?**

|    |  |                       |
|----|--|-----------------------|
| 58 | yoga   | Jul 29, 2012 11:08 PM |
| 59 | labrynth   | Jul 29, 2012 11:03 PM |
| 60 | more music throughout the year   | Jul 29, 2012 10:57 PM |
| 61 | gymnastics   | Jul 29, 2012 10:54 PM |
| 62 | an activity for children with special needs  | Jul 29, 2012 10:51 PM |
| 63 | culinary arts  | Jul 29, 2012 10:41 PM |
| 64 | water aerobics   | Jul 29, 2012 10:38 PM |
| 65 | water aerobics with 90 degree water and heated building                                | Jul 29, 2012 10:36 PM |
| 66 | water aerobics   | Jul 29, 2012 10:32 PM |
| 67 | outdoor swimming pool  | Jul 29, 2012 10:27 PM |
| 68 | art classes  | Jul 29, 2012 10:24 PM |
| 69 | movies in the park in summer and folklorico class year round with professional teacher | Jul 29, 2012 2:11 PM  |
| 70 | adult sports, flag football  | Jul 29, 2012 1:48 PM  |
| 71 | better senior programs   | Jul 29, 2012 1:45 PM  |
| 72 | a nice large library that's not in a strip mall  | Jul 29, 2012 1:22 PM  |
| 73 | an obstecle course at a park or rope course  | Jul 29, 2012 1:12 PM  |
| 74 | adult inline hockey and soccer   | Jul 29, 2012 11:46 AM |
| 75 | library in town. not by city slickers!   | Jul 29, 2012 11:41 AM |
| 76 | lake for model boats   | Jul 29, 2012 11:36 AM |



**Q14. What is the ONE program, class or activity you would MOST like to see added in Tehachapi to meet the needs of the members of your household?**

|    |   |                       |
|----|---|-----------------------|
| 77 | senior exercise   | Jul 29, 2012 11:29 AM |
| 78 | sports complex  | Jul 29, 2012 11:14 AM |
| 79 | bowling   | Jul 29, 2012 11:06 AM |
| 80 | in city bicycling events  | Jul 29, 2012 11:02 AM |
| 81 | more downtown farmers markets   | Jul 29, 2012 10:55 AM |
| 82 | youth dance nights  | Jul 29, 2012 10:45 AM |
| 83 | public swimming pool  | Jul 29, 2012 10:38 AM |
| 84 | a labyrinth large enough to walk with a cane or walker  | Jul 28, 2012 9:50 PM  |
| 85 | bowling alley   | Jul 28, 2012 9:45 PM  |
| 86 | biking trail/biking activities  | Jul 28, 2012 9:42 PM  |
| 87 | tvrpd should not offer 7 & 8 year old tball as these kids would be better served in the little league-truth | Jul 28, 2012 9:40 PM  |
| 88 | performing arts   | Jul 28, 2012 9:32 PM  |
| 89 | a bmx bike/skateboard park  | Jul 28, 2012 9:26 PM  |
| 90 | art class for kids  | Jul 28, 2012 9:22 PM  |
| 91 | more indoor activities for children   | Jul 28, 2012 9:19 PM  |
| 92 | local golf  | Jul 28, 2012 9:15 PM  |
| 93 | walking or hiking group   | Jul 28, 2012 9:05 PM  |
| 94 | would love to see something like the aquatic center with diving boards and slides                           | Jul 28, 2012 9:04 PM  |
| 95 | pilates and swimming for women  | Jul 27, 2012 4:47 PM  |

**Q14. What is the ONE program, class or activity you would MOST like to see added in Tehachapi to meet the needs of the members of your household?**

|     |                                       |                       |
|-----|---------------------------------------|-----------------------|
| 96  | biek path/trail                       | Jul 27, 2012 4:37 PM  |
| 97  | senior exercise                       | Jul 27, 2012 4:33 PM  |
| 98  | adult tennis                          | Jul 27, 2012 4:31 PM  |
| 99  | tennid courts                         | Jul 27, 2012 4:29 PM  |
| 100 | community classes                     | Jul 27, 2012 3:57 PM  |
| 101 | yoga                                  | Jul 27, 2012 3:46 PM  |
| 102 | computer training                     | Jul 27, 2012 3:32 PM  |
| 103 | driving range with lessons            | Jul 27, 2012 3:30 PM  |
| 104 | way more variety                      | Jul 27, 2012 3:22 PM  |
| 105 | warmer pool for winter use            | Jul 27, 2012 3:21 PM  |
| 106 | walk and bike trails                  | Jul 27, 2012 10:59 AM |
| 107 | gymnastics for toddlers               | Jul 27, 2012 10:52 AM |
| 108 | exercise                              | Jul 27, 2012 10:47 AM |
| 109 | family parks                          | Jul 27, 2012 10:22 AM |
| 110 | outdoor pool                          | Jul 27, 2012 10:10 AM |
| 111 | something creative (arts) for seniors | Jul 27, 2012 9:35 AM  |
| 112 | exercise classes for seniors          | Jul 27, 2012 9:26 AM  |
| 113 | senior activities                     | Jul 27, 2012 9:10 AM  |
| 114 | adult swimming                        | Jul 27, 2012 9:08 AM  |

**Q14. What is the ONE program, class or activity you would MOST like to see added in Tehachapi to meet the needs of the members of your household?**

|     |   |                       |
|-----|---|-----------------------|
| 115 | dance   | Jul 27, 2012 9:04 AM  |
| 116 | ballet folkorico                                | Jul 27, 2012 9:01 AM  |
| 117 | swimming classes                                | Jul 27, 2012 8:53 AM  |
| 118 | stretching/yoga                                 | Jul 27, 2012 8:50 AM  |
| 119 | bowling alley                                   | Jul 26, 2012 3:09 PM  |
| 120 | more for children under 4                       | Jul 26, 2012 3:01 PM  |
| 121 | NRA classes for young people                    | Jul 26, 2012 2:59 PM  |
| 122 | AA meetings                                     | Jul 26, 2012 2:56 PM  |
| 123 | a decent outdoor pool                           | Jul 26, 2012 2:54 PM  |
| 124 | computer classes for seniors                    | Jul 26, 2012 2:49 PM  |
| 125 | driving range- 9 hole golf course               | Jul 26, 2012 2:47 PM  |
| 126 | senior citizen concerns                         | Jul 26, 2012 2:44 PM  |
| 127 | swimming lessons in outdoor pool                | Jul 26, 2012 2:41 PM  |
| 128 | stay out of our pockets                         | Jul 26, 2012 2:37 PM  |
| 129 | turn the old golf course into a park            | Jul 26, 2012 2:29 PM  |
| 130 | adult and kid entertainment activities together | Jul 26, 2012 11:35 AM |
| 131 | dancercize                                      | Jul 26, 2012 11:33 AM |
| 132 | cheaper rates                                   | Jul 26, 2012 11:30 AM |
| 133 | childrens yoga                                  | Jul 26, 2012 11:29 AM |

**Q14. What is the ONE program, class or activity you would MOST like to see added in Tehachapi to meet the needs of the members of your household?**

|     |   |                       |
|-----|---|-----------------------|
| 134 | conversational spanish  | Jul 26, 2012 11:24 AM |
| 135 | craft classes for kids and seniors  | Jul 26, 2012 11:21 AM |
| 136 | class on computers (orgnaizing, photos)   | Jul 26, 2012 11:17 AM |
| 137 | educational   | Jul 26, 2012 11:12 AM |
| 138 | community outreach for the sick, elderly and needy  | Jul 26, 2012 10:59 AM |
| 139 | none  | Jul 26, 2012 10:49 AM |
| 140 | more basketball programs  | Jul 26, 2012 10:47 AM |
| 141 | save tom sawyer lake. i know its outside city boundaries but could attract wildlife and humans if the GH sanitation district would stop misusing it! it should not be a holding pond for tertiary water just because their own holding ponds are so wee small | Jul 25, 2012 3:27 PM  |
| 142 | ballroom dancing  | Jul 25, 2012 3:23 PM  |
| 143 | classes like plumbing, woodworking, electric, small engine repair   | Jul 25, 2012 3:20 PM  |
| 144 | ballroom dance  | Jul 25, 2012 3:18 PM  |
| 145 | satisfied with what we have   | Jul 25, 2012 3:17 PM  |
| 146 | open gym for volleyball weekly  | Jul 25, 2012 3:11 PM  |
| 147 | educational programs like master gardener classes   | Jul 25, 2012 3:05 PM  |
| 148 | swimming  | Jul 25, 2012 3:00 PM  |
| 149 | not sure  | Jul 25, 2012 2:57 PM  |
| 150 | my friends and i would like "mens" classes - basic plumbing, electric, wood working, brick laying etc.  | Jul 25, 2012 2:54 PM  |
| 151 | photography class   | Jul 25, 2012 2:46 PM  |

**Q14. What is the ONE program, class or activity you would MOST like to see added in Tehachapi to meet the needs of the members of your household?**

|     |  |                       |
|-----|--|-----------------------|
| 152 | senior fitness   | Jul 25, 2012 2:40 PM  |
| 153 | exercise   | Jul 25, 2012 2:38 PM  |
| 154 | bowling  | Jul 25, 2012 2:27 PM  |
| 155 | adult activities - games - volleyball - baseball                         | Jul 25, 2012 1:05 PM  |
| 156 | bike trails  | Jul 25, 2012 1:03 PM  |
| 157 | more craft / home repair classes   | Jul 25, 2012 12:57 PM |
| 158 | ramp or smaller steps at pool  | Jul 25, 2012 12:52 PM |
| 159 | Tai Chi or Xigong for seniors  | Jul 25, 2012 10:34 AM |
| 160 | unsure   | Jul 25, 2012 10:30 AM |
| 161 | senior education classes   | Jul 25, 2012 10:19 AM |
| 162 | karate for young kids 7-9  | Jul 24, 2012 2:39 PM  |
| 163 | nature study - education   | Jul 24, 2012 2:37 PM  |
| 164 | level walking pathon dirt not pavement                                   | Jul 24, 2012 2:28 PM  |
| 165 | swimming. adult rec  | Jul 24, 2012 2:07 PM  |
| 166 | none personally  | Jul 24, 2012 2:05 PM  |
| 167 | larger stage/performing arts building                                    | Jul 24, 2012 2:02 PM  |
| 168 | community awareness. more distributed information about programs offered | Jul 24, 2012 2:00 PM  |
| 169 | Bowling alley  | Jul 9, 2012 3:12 PM   |
| 170 | Dance classes & events   | Jul 9, 2012 3:08 PM   |

**Q14. What is the ONE program, class or activity you would MOST like to see added in Tehachapi to meet the needs of the members of your household?**

|     |  |                      |
|-----|--|----------------------|
| 171 | Indoor Soccer/ Adult League  | Jul 9, 2012 2:56 PM  |
| 172 | Swimming in Brite Lake   | Jul 9, 2012 2:51 PM  |
| 173 | Outdoor activities with handicap access                                      | Jul 9, 2012 2:45 PM  |
| 174 | Obstacle Course  | Jul 9, 2012 2:42 PM  |
| 175 | Tennis   | Jul 9, 2012 2:35 PM  |
| 176 | Art, anime, video  | Jul 9, 2012 2:20 PM  |
| 177 | Apple chucking - New fall festival   | Jul 9, 2012 2:15 PM  |
| 178 | N/A  | Jul 9, 2012 2:06 PM  |
| 179 | None needed. Most folks would rather get information from TV or the internet | Jul 9, 2012 1:49 PM  |
| 180 | Turbo Kick Boxing  | Jul 9, 2012 12:08 PM |
| 181 | Clean up neighborhoods/front yards   | Jul 9, 2012 11:59 AM |
| 182 | N/A  | Jul 9, 2012 11:56 AM |
| 183 | Bus trips to Laughland or State Line   | Jul 9, 2012 11:31 AM |
| 184 | Mommy & Me swim lessons  | Jul 9, 2012 11:31 AM |
| 185 | Splash Parks in neighborhoods  | Jul 9, 2012 11:16 AM |
| 186 | More kids activities   | Jul 9, 2012 11:08 AM |
| 187 | "a"  | Jul 9, 2012 11:04 AM |
| 188 | None   | Jul 9, 2012 10:46 AM |
| 189 | Senior programs  | Jul 9, 2012 10:34 AM |

**Q14. What is the ONE program, class or activity you would MOST like to see added in Tehachapi to meet the needs of the members of your household?**

|     |  |                       |
|-----|--|-----------------------|
| 190 | None   | Jul 9, 2012 10:26 AM  |
| 191 | Most are grown now!  | Jul 9, 2012 10:21 AM  |
| 192 | Youth & Senior programs  | Jul 9, 2012 10:10 AM  |
| 193 | N/A  | Jul 9, 2012 9:52 AM   |
| 194 | I would like the Pool more heated.   | Jul 8, 2012 5:23 PM   |
| 195 | Morning or afternoon Zumba classes   | Jul 8, 2012 1:14 PM   |
| 196 | Finish bike/walking paths through community.   | Jul 6, 2012 12:33 PM  |
| 197 | A single track mountain bike trail in the hills and mountains surrounding the Tehachapi valley.This would also attract tourism wich would contribute to the local economy. | Jul 5, 2012 6:31 PM   |
| 198 | Adult coed volleyball or women's volleyball or adult flag football   | Jul 5, 2012 1:35 PM   |
| 199 | Volleyball teams for competing   | Jul 4, 2012 1:44 PM   |
| 200 | mommy and me   | Jul 3, 2012 8:48 AM   |
| 201 | 18 and over swim team  | Jul 2, 2012 1:09 PM   |
| 202 | Classes about art and/or nature . Mostly for children  | Jul 2, 2012 10:09 AM  |
| 203 | physical fitness, pilates, weight program,   | Jul 1, 2012 7:28 AM   |
| 204 | Public Soccer Facility   | Jun 30, 2012 6:27 PM  |
| 205 | More pool hours, either lap swim or rec swim   | Jun 29, 2012 5:21 PM  |
| 206 | Motorcycle riding class  | Jun 27, 2012 11:35 AM |
| 207 | A childrens workshop. 1 full day of different stations teaching kids different types of work or arts.  | Jun 27, 2012 9:29 AM  |
| 208 | NONE! Stop spending money on new facilities and keep up the old ones.  | Jun 26, 2012 8:02 AM  |

**Q14. What is the ONE program, class or activity you would MOST like to see added in Tehachapi to meet the needs of the members of your household?**

|     |  |                       |
|-----|--|-----------------------|
| 209 | yoga during the daytime  | Jun 25, 2012 3:07 PM  |
| 210 | water park for kids  | Jun 25, 2012 1:25 PM  |
| 211 | Disc golf course   | Jun 25, 2012 10:19 AM |
| 212 | Disc golf course   | Jun 25, 2012 10:12 AM |
| 213 | disc golf course   | Jun 25, 2012 10:04 AM |
| 214 | Disc Golf course   | Jun 25, 2012 9:55 AM  |
| 215 | boxing   | Jun 25, 2012 9:18 AM  |
| 216 | outdoor sports   | Jun 25, 2012 9:16 AM  |
| 217 | bowling alley  | Jun 25, 2012 9:11 AM  |
| 218 | Walking trail with physical exercise points along the path, such as a step up on log point, half push up point, etc. | Jun 22, 2012 8:13 PM  |
| 219 | Bowling alley  | Jun 22, 2012 6:11 PM  |
| 220 | volleyball   | Jun 22, 2012 6:07 PM  |
| 221 | Kid/tern center  | Jun 22, 2012 6:05 PM  |
| 222 | none   | Jun 22, 2012 6:03 PM  |
| 223 | Swimming lap class and jazzercise  | Jun 22, 2012 6:01 PM  |
| 224 | Yoga and workout class   | Jun 22, 2012 5:57 PM  |
| 225 | Yoga!  | Jun 22, 2012 5:54 PM  |
| 226 | Group walking program  | Jun 22, 2012 5:50 PM  |
| 227 | Not sure   | Jun 22, 2012 5:48 PM  |



**Q14. What is the ONE program, class or activity you would MOST like to see added in Tehachapi to meet the needs of the members of your household?**

|     |  |                       |
|-----|--|-----------------------|
| 228 | Water Aerobics   | Jun 22, 2012 5:46 PM  |
| 229 | Live big band music  | Jun 22, 2012 5:44 PM  |
| 230 | Something for children under 18 months   | Jun 22, 2012 5:40 PM  |
| 231 | pickleball! The fastest growing spirt for active seniors!!   | Jun 22, 2012 5:39 PM  |
| 232 | Activities for young children  | Jun 22, 2012 5:36 PM  |
| 233 | Mountain hiking/hiking trails  | Jun 22, 2012 5:30 PM  |
| 234 | Water polo   | Jun 22, 2012 5:25 PM  |
| 235 | T-Ball   | Jun 22, 2012 5:25 PM  |
| 236 | Can't think of anything  | Jun 22, 2012 5:21 PM  |
| 237 | none   | Jun 22, 2012 5:14 PM  |
| 238 | Community classes- cooking, crafts   | Jun 22, 2012 5:05 PM  |
| 239 | Hiking or cycling activity   | Jun 22, 2012 11:30 AM |
| 240 | volley ball,& tennis courts and the soccer practices should be in town not so far away, also needs to be moved to the summer time not in fall when is so cold. | Jun 22, 2012 11:27 AM |
| 241 | beginning dance/gymnastics programs  | Jun 22, 2012 11:06 AM |
| 242 | Performing Arts Center   | Jun 22, 2012 7:02 AM  |
| 243 | Waterpark  | Jun 21, 2012 4:54 PM  |
| 244 | Class or seminar covering Fly fishing and Fly Tying  | Jun 21, 2012 11:29 AM |
| 245 | Bike Safety/handling skills  | Jun 17, 2012 8:41 AM  |
| 246 | Mommy and me classes for babies under 18 mos.  | Jun 15, 2012 1:15 PM  |

**Q14. What is the ONE program, class or activity you would MOST like to see added in Tehachapi to meet the needs of the members of your household?**

|     |   |                      |
|-----|---|----------------------|
| 247 | Water Zumba   | Jun 12, 2012 4:17 PM |
| 248 | Flag Football   | Jun 12, 2012 2:35 PM |
| 249 | Swimming Lessons where small children can actually stand in the pool. | Jun 12, 2012 2:01 PM |



**Q15. Thinking about the needs of your household, which one of the following do you feel should be the focus of the TVRPD in its park and recreation efforts? (Please check your top 2 choices)**

|    |  |                       |
|----|--|-----------------------|
| 1  | .  | Aug 2, 2012 9:57 AM   |
| 2  | performing arts center   | Aug 2, 2012 9:18 AM   |
| 3  | close most facilities and return tax monies to homeowners                | Aug 2, 2012 9:04 AM   |
| 4  | keep what you got open! pool, gym, skatepark, camp ground, little league | Jul 30, 2012 9:11 AM  |
| 5  | .  | Jul 30, 2012 8:59 AM  |
| 6  | warm pool  | Jul 29, 2012 10:36 PM |
| 7  | .  | Jul 29, 2012 1:31 PM  |
| 8  | taking care of the ones we have and not increasing taxes to do so        | Jul 29, 2012 1:15 PM  |
| 9  | .  | Jul 29, 2012 10:38 AM |
| 10 | see Cortez & Durango county used grants=incredible                       | Jul 27, 2012 9:30 AM  |
| 11 | .  | Jul 27, 2012 9:01 AM  |
| 12 | none   | Jul 26, 2012 2:37 PM  |
| 13 | bike trails  | Jul 26, 2012 11:33 AM |
| 14 | outdoor pool   | Jul 24, 2012 9:11 AM  |
| 15 | frisbee golf   | Jul 10, 2012 12:05 PM |
| 16 | Improving the pool facility and programs                                 | Jun 29, 2012 5:21 PM  |
| 17 | Upgrade and maintain the existing parks.                                 | Jun 26, 2012 8:02 AM  |
| 18 | a nicer pool! (outdoor or bigger, more modern indoor)                    | Jun 25, 2012 3:07 PM  |
| 19 | Build a disc golf course   | Jun 25, 2012 10:19 AM |

**Q15. Thinking about the needs of your household, which one of the following do you feel should be the focus of the TVRPD in its park and recreation efforts? (Please check your top 2 choices)**

|    |  |                       |
|----|--|-----------------------|
| 20 | Build a disc golf course   | Jun 25, 2012 10:12 AM |
| 21 | property on bright valley rd would be a great place for a park. It belongs to school and could be bought | Jun 25, 2012 9:21 AM  |
| 22 | .  | Jun 22, 2012 6:01 PM  |
| 23 | Bathroom at West Park  | Jun 22, 2012 7:02 AM  |



**Q20. What is your age?**

|    |     |                      |
|----|-----|----------------------|
| 1  | 27  | Aug 2, 2012 3:55 PM  |
| 2  | 78  | Aug 2, 2012 3:49 PM  |
| 3  | 56  | Aug 2, 2012 3:47 PM  |
| 4  | 27  | Aug 2, 2012 3:46 PM  |
| 5  | 67  | Aug 2, 2012 3:45 PM  |
| 6  | 32  | Aug 2, 2012 3:43 PM  |
| 7  | 33  | Aug 2, 2012 3:40 PM  |
| 8  | 80s | Aug 2, 2012 3:39 PM  |
| 9  | 44  | Aug 2, 2012 3:38 PM  |
| 10 | 36  | Aug 2, 2012 3:31 PM  |
| 11 | 68  | Aug 2, 2012 3:29 PM  |
| 12 | 75  | Aug 2, 2012 3:27 PM  |
| 13 | 57  | Aug 2, 2012 3:26 PM  |
| 14 | 53  | Aug 2, 2012 3:23 PM  |
| 15 | 60  | Aug 2, 2012 3:22 PM  |
| 16 | 44  | Aug 2, 2012 3:13 PM  |
| 17 | 51  | Aug 2, 2012 3:11 PM  |
| 18 | 59  | Aug 2, 2012 3:08 PM  |
| 19 | 65  | Aug 2, 2012 12:16 PM |

**Q20. What is your age?**

|    |    |                      |
|----|----|----------------------|
| 20 | 60 | Aug 2, 2012 12:13 PM |
| 21 | 65 | Aug 2, 2012 12:12 PM |
| 22 | 44 | Aug 2, 2012 12:07 PM |
| 23 | 53 | Aug 2, 2012 12:06 PM |
| 24 | 53 | Aug 2, 2012 12:04 PM |
| 25 | 62 | Aug 2, 2012 12:01 PM |
| 26 | 79 | Aug 2, 2012 11:59 AM |
| 27 | 28 | Aug 2, 2012 11:57 AM |
| 28 | 54 | Aug 2, 2012 11:55 AM |
| 29 | 50 | Aug 2, 2012 11:52 AM |
| 30 | 45 | Aug 2, 2012 11:50 AM |
| 31 | 47 | Aug 2, 2012 11:49 AM |
| 32 | 67 | Aug 2, 2012 11:17 AM |
| 33 | 52 | Aug 2, 2012 11:16 AM |
| 34 | 46 | Aug 2, 2012 11:14 AM |
| 35 | 42 | Aug 2, 2012 11:07 AM |
| 36 | 37 | Aug 2, 2012 11:05 AM |
| 37 | 34 | Aug 2, 2012 11:03 AM |
| 38 | 48 | Aug 2, 2012 10:48 AM |



**Q20. What is your age?**

|    |       |                      |
|----|-------|----------------------|
| 39 | 37    | Aug 2, 2012 10:46 AM |
| 40 | 90    | Aug 2, 2012 10:44 AM |
| 41 | 79    | Aug 2, 2012 10:42 AM |
| 42 | 79    | Aug 2, 2012 10:41 AM |
| 43 | 65    | Aug 2, 2012 10:40 AM |
| 44 | 61    | Aug 2, 2012 10:39 AM |
| 45 | 70    | Aug 2, 2012 10:36 AM |
| 46 | 52    | Aug 2, 2012 10:33 AM |
| 47 | 43    | Aug 2, 2012 10:31 AM |
| 48 | 43    | Aug 2, 2012 10:28 AM |
| 49 | 62    | Aug 2, 2012 10:25 AM |
| 50 | 44    | Aug 2, 2012 10:24 AM |
| 51 | 57    | Aug 2, 2012 10:23 AM |
| 52 | 80    | Aug 2, 2012 10:21 AM |
| 53 | 35-44 | Aug 2, 2012 10:20 AM |
| 54 | 54    | Aug 2, 2012 10:16 AM |
| 55 | 59    | Aug 2, 2012 10:14 AM |
| 56 | 35    | Aug 2, 2012 10:11 AM |
| 57 | 55    | Aug 2, 2012 10:09 AM |

**Q20. What is your age?**

|    |    |                      |
|----|----|----------------------|
| 58 | 58 | Aug 2, 2012 10:05 AM |
| 59 | 43 | Aug 2, 2012 10:04 AM |
| 60 | 67 | Aug 2, 2012 9:59 AM  |
| 61 | 65 | Aug 2, 2012 9:57 AM  |
| 62 | 45 | Aug 2, 2012 9:56 AM  |
| 63 | 42 | Aug 2, 2012 9:55 AM  |
| 64 | 68 | Aug 2, 2012 9:53 AM  |
| 65 | 64 | Aug 2, 2012 9:51 AM  |
| 66 | 46 | Aug 2, 2012 9:48 AM  |
| 67 | 36 | Aug 2, 2012 9:44 AM  |
| 68 | 63 | Aug 2, 2012 9:43 AM  |
| 69 | 35 | Aug 2, 2012 9:41 AM  |
| 70 | 52 | Aug 2, 2012 9:39 AM  |
| 71 | 53 | Aug 2, 2012 9:37 AM  |
| 72 | 29 | Aug 2, 2012 9:35 AM  |
| 73 | 65 | Aug 2, 2012 9:34 AM  |
| 74 | 29 | Aug 2, 2012 9:32 AM  |
| 75 | 70 | Aug 2, 2012 9:30 AM  |
| 76 | 34 | Aug 2, 2012 9:29 AM  |

**Q20. What is your age?**

|    |    |                     |
|----|----|---------------------|
| 77 | 79 | Aug 2, 2012 9:26 AM |
| 78 | 55 | Aug 2, 2012 9:26 AM |
| 79 | 62 | Aug 2, 2012 9:25 AM |
| 80 | 53 | Aug 2, 2012 9:22 AM |
| 81 | 58 | Aug 2, 2012 9:21 AM |
| 82 | 61 | Aug 2, 2012 9:18 AM |
| 83 | 45 | Aug 2, 2012 9:16 AM |
| 84 | 55 | Aug 2, 2012 9:15 AM |
| 85 | 53 | Aug 2, 2012 9:13 AM |
| 86 | 47 | Aug 2, 2012 9:10 AM |
| 87 | 50 | Aug 2, 2012 9:08 AM |
| 88 | 72 | Aug 2, 2012 9:04 AM |
| 89 | 70 | Aug 2, 2012 9:01 AM |
| 90 | 47 | Aug 2, 2012 9:00 AM |
| 91 | 57 | Aug 2, 2012 8:58 AM |
| 92 | 35 | Aug 2, 2012 8:55 AM |
| 93 | 55 | Aug 2, 2012 8:52 AM |
| 94 | 75 | Aug 2, 2012 8:51 AM |
| 95 | 69 | Aug 2, 2012 8:48 AM |

**Q20. What is your age?**

|     |    |                       |
|-----|----|-----------------------|
| 96  | 35 | Jul 30, 2012 9:14 AM  |
| 97  | 81 | Jul 30, 2012 9:13 AM  |
| 98  | 63 | Jul 30, 2012 9:11 AM  |
| 99  | 60 | Jul 30, 2012 9:07 AM  |
| 100 | 61 | Jul 30, 2012 9:05 AM  |
| 101 | 75 | Jul 30, 2012 9:02 AM  |
| 102 | 80 | Jul 30, 2012 9:01 AM  |
| 103 | 70 | Jul 30, 2012 9:00 AM  |
| 104 | 65 | Jul 30, 2012 8:59 AM  |
| 105 | 47 | Jul 29, 2012 11:42 PM |
| 106 | 90 | Jul 29, 2012 11:38 PM |
| 107 | 79 | Jul 29, 2012 11:36 PM |
| 108 | 71 | Jul 29, 2012 11:34 PM |
| 109 | 69 | Jul 29, 2012 11:33 PM |
| 110 | 56 | Jul 29, 2012 11:29 PM |
| 111 | 95 | Jul 29, 2012 11:28 PM |
| 112 | 57 | Jul 29, 2012 11:27 PM |
| 113 | 65 | Jul 29, 2012 11:25 PM |
| 114 | 65 | Jul 29, 2012 11:22 PM |

**Q20. What is your age?**

|     |       |                       |
|-----|-------|-----------------------|
| 115 | 49    | Jul 29, 2012 11:21 PM |
| 116 | 55    | Jul 29, 2012 11:19 PM |
| 117 | 37    | Jul 29, 2012 11:18 PM |
| 118 | 47    | Jul 29, 2012 11:15 PM |
| 119 | 62    | Jul 29, 2012 11:13 PM |
| 120 | 55-64 | Jul 29, 2012 11:12 PM |
| 121 | 24    | Jul 29, 2012 11:09 PM |
| 122 | 50    | Jul 29, 2012 11:08 PM |
| 123 | 55    | Jul 29, 2012 11:05 PM |
| 124 | 66    | Jul 29, 2012 11:03 PM |
| 125 | 51    | Jul 29, 2012 10:58 PM |
| 126 | 37    | Jul 29, 2012 10:57 PM |
| 127 | 27    | Jul 29, 2012 10:54 PM |
| 128 | 41    | Jul 29, 2012 10:51 PM |
| 129 | 71    | Jul 29, 2012 10:48 PM |
| 130 | 48    | Jul 29, 2012 10:47 PM |
| 131 | 57    | Jul 29, 2012 10:44 PM |
| 132 | 46    | Jul 29, 2012 10:43 PM |
| 133 | 65    | Jul 29, 2012 10:41 PM |

**Q20. What is your age?**

|     |    |                       |
|-----|----|-----------------------|
| 134 | 83 | Jul 29, 2012 10:38 PM |
| 135 | 65 | Jul 29, 2012 10:36 PM |
| 136 | 54 | Jul 29, 2012 10:34 PM |
| 137 | 83 | Jul 29, 2012 10:32 PM |
| 138 | 71 | Jul 29, 2012 10:28 PM |
| 139 | 55 | Jul 29, 2012 10:27 PM |
| 140 | 47 | Jul 29, 2012 10:24 PM |
| 141 | 42 | Jul 29, 2012 10:21 PM |
| 142 | 39 | Jul 29, 2012 2:11 PM  |
| 143 | 39 | Jul 29, 2012 2:04 PM  |
| 144 | 32 | Jul 29, 2012 1:54 PM  |
| 145 | 60 | Jul 29, 2012 1:51 PM  |
| 146 | 30 | Jul 29, 2012 1:48 PM  |
| 147 | 48 | Jul 29, 2012 1:45 PM  |
| 148 | 57 | Jul 29, 2012 1:43 PM  |
| 149 | 53 | Jul 29, 2012 1:41 PM  |
| 150 | 62 | Jul 29, 2012 1:37 PM  |
| 151 | 74 | Jul 29, 2012 1:33 PM  |
| 152 | 82 | Jul 29, 2012 1:31 PM  |

**Q20. What is your age?**

|     |    |                       |
|-----|----|-----------------------|
| 153 | 63 | Jul 29, 2012 1:29 PM  |
| 154 | 41 | Jul 29, 2012 1:22 PM  |
| 155 | 38 | Jul 29, 2012 1:17 PM  |
| 156 | 78 | Jul 29, 2012 1:15 PM  |
| 157 | 25 | Jul 29, 2012 1:12 PM  |
| 158 | 33 | Jul 29, 2012 11:46 AM |
| 159 | 89 | Jul 29, 2012 11:41 AM |
| 160 | 77 | Jul 29, 2012 11:38 AM |
| 161 | 75 | Jul 29, 2012 11:36 AM |
| 162 | 68 | Jul 29, 2012 11:33 AM |
| 163 | 55 | Jul 29, 2012 11:29 AM |
| 164 | 75 | Jul 29, 2012 11:27 AM |
| 165 | 57 | Jul 29, 2012 11:25 AM |
| 166 | 40 | Jul 29, 2012 11:22 AM |
| 167 | 60 | Jul 29, 2012 11:20 AM |
| 168 | 34 | Jul 29, 2012 11:16 AM |
| 169 | 32 | Jul 29, 2012 11:14 AM |
| 170 | 75 | Jul 29, 2012 11:11 AM |
| 171 | 87 | Jul 29, 2012 11:07 AM |

**Q20. What is your age?**

|     |    |                       |
|-----|----|-----------------------|
| 172 | 62 | Jul 29, 2012 11:06 AM |
| 173 | 49 | Jul 29, 2012 11:04 AM |
| 174 | 54 | Jul 29, 2012 11:02 AM |
| 175 | 76 | Jul 29, 2012 10:58 AM |
| 176 | 62 | Jul 29, 2012 10:56 AM |
| 177 | 59 | Jul 29, 2012 10:55 AM |
| 178 | 60 | Jul 29, 2012 10:53 AM |
| 179 | 79 | Jul 29, 2012 10:50 AM |
| 180 | 79 | Jul 29, 2012 10:50 AM |
| 181 | 68 | Jul 29, 2012 10:49 AM |
| 182 | 40 | Jul 29, 2012 10:45 AM |
| 183 | 47 | Jul 29, 2012 10:38 AM |
| 184 | 68 | Jul 29, 2012 10:35 AM |
| 185 | 79 | Jul 29, 2012 10:26 AM |
| 186 | 23 | Jul 28, 2012 9:54 PM  |
| 187 | 50 | Jul 28, 2012 9:50 PM  |
| 188 | 73 | Jul 28, 2012 9:47 PM  |
| 189 | 61 | Jul 28, 2012 9:45 PM  |
| 190 | 27 | Jul 28, 2012 9:42 PM  |



**Q20. What is your age?**

|     |    |                      |
|-----|----|----------------------|
| 191 | 45 | Jul 28, 2012 9:40 PM |
| 192 | 70 | Jul 28, 2012 9:32 PM |
| 193 | 54 | Jul 28, 2012 9:30 PM |
| 194 | 72 | Jul 28, 2012 9:27 PM |
| 195 | 22 | Jul 28, 2012 9:26 PM |
| 196 | 37 | Jul 28, 2012 9:22 PM |
| 197 | 55 | Jul 28, 2012 9:19 PM |
| 198 | 84 | Jul 28, 2012 9:15 PM |
| 199 | 83 | Jul 28, 2012 9:12 PM |
| 200 | 78 | Jul 28, 2012 9:10 PM |
| 201 | 82 | Jul 28, 2012 9:07 PM |
| 202 | 67 | Jul 28, 2012 9:05 PM |
| 203 | 47 | Jul 28, 2012 9:04 PM |
| 204 | 57 | Jul 28, 2012 9:01 PM |
| 205 | 63 | Jul 27, 2012 4:47 PM |
| 206 | 64 | Jul 27, 2012 4:44 PM |
| 207 | 50 | Jul 27, 2012 4:42 PM |
| 208 | 65 | Jul 27, 2012 4:37 PM |
| 209 | 57 | Jul 27, 2012 4:35 PM |

**Q20. What is your age?**

|     |    |                       |
|-----|----|-----------------------|
| 210 | 70 | Jul 27, 2012 4:34 PM  |
| 211 | 65 | Jul 27, 2012 4:33 PM  |
| 212 | 31 | Jul 27, 2012 4:31 PM  |
| 213 | 25 | Jul 27, 2012 4:29 PM  |
| 214 | 69 | Jul 27, 2012 4:27 PM  |
| 215 | 57 | Jul 27, 2012 3:57 PM  |
| 216 | 67 | Jul 27, 2012 3:50 PM  |
| 217 | 55 | Jul 27, 2012 3:47 PM  |
| 218 | 55 | Jul 27, 2012 3:44 PM  |
| 219 | 32 | Jul 27, 2012 3:42 PM  |
| 220 | 51 | Jul 27, 2012 3:39 PM  |
| 221 | 56 | Jul 27, 2012 3:36 PM  |
| 222 | 53 | Jul 27, 2012 3:34 PM  |
| 223 | 56 | Jul 27, 2012 3:32 PM  |
| 224 | 57 | Jul 27, 2012 3:30 PM  |
| 225 | 19 | Jul 27, 2012 3:26 PM  |
| 226 | 24 | Jul 27, 2012 3:22 PM  |
| 227 | 57 | Jul 27, 2012 3:21 PM  |
| 228 | 54 | Jul 27, 2012 11:08 AM |

**Q20. What is your age?**

|     |       |                       |
|-----|-------|-----------------------|
| 229 | 72    | Jul 27, 2012 11:02 AM |
| 230 | 72    | Jul 27, 2012 10:59 AM |
| 231 | 65    | Jul 27, 2012 10:53 AM |
| 232 | 30    | Jul 27, 2012 10:52 AM |
| 233 | 54    | Jul 27, 2012 10:50 AM |
| 234 | 49    | Jul 27, 2012 10:44 AM |
| 235 | 55    | Jul 27, 2012 10:25 AM |
| 236 | 54    | Jul 27, 2012 10:22 AM |
| 237 | 37    | Jul 27, 2012 10:21 AM |
| 238 | 81    | Jul 27, 2012 10:19 AM |
| 239 | 54    | Jul 27, 2012 10:18 AM |
| 240 | 54    | Jul 27, 2012 10:16 AM |
| 241 | 32    | Jul 27, 2012 10:14 AM |
| 242 | 75    | Jul 27, 2012 10:13 AM |
| 243 | 55    | Jul 27, 2012 10:10 AM |
| 244 | 56    | Jul 27, 2012 10:08 AM |
| 245 | 35-44 | Jul 27, 2012 9:37 AM  |
| 246 | 74    | Jul 27, 2012 9:35 AM  |
| 247 | 74    | Jul 27, 2012 9:26 AM  |

**Q20. What is your age?**

|     |    |                      |
|-----|----|----------------------|
| 248 | 65 | Jul 27, 2012 9:25 AM |
| 249 | 68 | Jul 27, 2012 9:21 AM |
| 250 | 41 | Jul 27, 2012 9:17 AM |
| 251 | 75 | Jul 27, 2012 9:13 AM |
| 252 | 60 | Jul 27, 2012 9:10 AM |
| 253 | 54 | Jul 27, 2012 9:08 AM |
| 254 | 31 | Jul 27, 2012 9:04 AM |
| 255 | 73 | Jul 27, 2012 9:01 AM |
| 256 | 55 | Jul 27, 2012 8:58 AM |
| 257 | 49 | Jul 27, 2012 8:53 AM |
| 258 | 67 | Jul 27, 2012 8:51 AM |
| 259 | 58 | Jul 27, 2012 8:50 AM |
| 260 | 54 | Jul 27, 2012 8:48 AM |
| 261 | 70 | Jul 26, 2012 6:00 PM |
| 262 | 65 | Jul 26, 2012 3:11 PM |
| 263 | 24 | Jul 26, 2012 3:09 PM |
| 264 | 70 | Jul 26, 2012 3:03 PM |
| 265 | 47 | Jul 26, 2012 3:01 PM |
| 266 | 71 | Jul 26, 2012 2:59 PM |

**Q20. What is your age?**

|     |              |                       |
|-----|--------------|-----------------------|
| 267 | 81           | Jul 26, 2012 2:57 PM  |
| 268 | 75           | Jul 26, 2012 2:56 PM  |
| 269 | 40           | Jul 26, 2012 2:54 PM  |
| 270 | 56           | Jul 26, 2012 2:49 PM  |
| 271 | 54           | Jul 26, 2012 2:47 PM  |
| 272 | 85           | Jul 26, 2012 2:44 PM  |
| 273 | 77           | Jul 26, 2012 2:42 PM  |
| 274 | 48           | Jul 26, 2012 2:41 PM  |
| 275 | 79           | Jul 26, 2012 2:38 PM  |
| 276 | not relevant | Jul 26, 2012 2:37 PM  |
| 277 | 65           | Jul 26, 2012 2:34 PM  |
| 278 | 56           | Jul 26, 2012 2:30 PM  |
| 279 | 68           | Jul 26, 2012 2:29 PM  |
| 280 | 54           | Jul 26, 2012 2:16 PM  |
| 281 | 75           | Jul 26, 2012 11:39 AM |
| 282 | 65           | Jul 26, 2012 11:35 AM |
| 283 | 56           | Jul 26, 2012 11:33 AM |
| 284 | 81           | Jul 26, 2012 11:30 AM |
| 285 | 29           | Jul 26, 2012 11:29 AM |

**Q20. What is your age?**

|     |    |                       |
|-----|----|-----------------------|
| 286 | 57 | Jul 26, 2012 11:26 AM |
| 287 | 69 | Jul 26, 2012 11:24 AM |
| 288 | 32 | Jul 26, 2012 11:21 AM |
| 289 | 75 | Jul 26, 2012 11:20 AM |
| 290 | 82 | Jul 26, 2012 11:18 AM |
| 291 | 73 | Jul 26, 2012 11:17 AM |
| 292 | 45 | Jul 26, 2012 11:14 AM |
| 293 | 62 | Jul 26, 2012 11:12 AM |
| 294 | 58 | Jul 26, 2012 11:07 AM |
| 295 | 51 | Jul 26, 2012 11:06 AM |
| 296 | 63 | Jul 26, 2012 11:02 AM |
| 297 | 77 | Jul 26, 2012 11:01 AM |
| 298 | 54 | Jul 26, 2012 10:59 AM |
| 299 | 65 | Jul 26, 2012 10:56 AM |
| 300 | 45 | Jul 26, 2012 10:51 AM |
| 301 | 60 | Jul 26, 2012 10:49 AM |
| 302 | 49 | Jul 26, 2012 10:47 AM |
| 303 | 87 | Jul 26, 2012 10:45 AM |
| 304 | 36 | Jul 26, 2012 10:45 AM |

**Q20. What is your age?**

|     |    |                       |
|-----|----|-----------------------|
| 305 | 56 | Jul 26, 2012 10:43 AM |
| 306 | 60 | Jul 25, 2012 3:31 PM  |
| 307 | 69 | Jul 25, 2012 3:29 PM  |
| 308 | 69 | Jul 25, 2012 3:27 PM  |
| 309 | 68 | Jul 25, 2012 3:23 PM  |
| 310 | 38 | Jul 25, 2012 3:21 PM  |
| 311 | 57 | Jul 25, 2012 3:20 PM  |
| 312 | 79 | Jul 25, 2012 3:18 PM  |
| 313 | 55 | Jul 25, 2012 3:17 PM  |
| 314 | 34 | Jul 25, 2012 3:15 PM  |
| 315 | 57 | Jul 25, 2012 3:12 PM  |
| 316 | 48 | Jul 25, 2012 3:11 PM  |
| 317 | 81 | Jul 25, 2012 3:05 PM  |
| 318 | 25 | Jul 25, 2012 3:03 PM  |
| 319 | 65 | Jul 25, 2012 3:01 PM  |
| 320 | 75 | Jul 25, 2012 3:00 PM  |
| 321 | 56 | Jul 25, 2012 2:57 PM  |
| 322 | 66 | Jul 25, 2012 2:54 PM  |
| 323 | 65 | Jul 25, 2012 2:51 PM  |

**Q20. What is your age?**

|     |     |                       |
|-----|-----|-----------------------|
| 324 | 89  | Jul 25, 2012 2:50 PM  |
| 325 | 64  | Jul 25, 2012 2:48 PM  |
| 326 | 46  | Jul 25, 2012 2:46 PM  |
| 327 | 55  | Jul 25, 2012 2:41 PM  |
| 328 | 67  | Jul 25, 2012 2:40 PM  |
| 329 | 79  | Jul 25, 2012 2:35 PM  |
| 330 | 70+ | Jul 25, 2012 2:32 PM  |
| 331 | 52  | Jul 25, 2012 2:30 PM  |
| 332 | 36  | Jul 25, 2012 2:27 PM  |
| 333 | 46  | Jul 25, 2012 1:10 PM  |
| 334 | 27  | Jul 25, 2012 1:07 PM  |
| 335 | 65+ | Jul 25, 2012 1:03 PM  |
| 336 | 39  | Jul 25, 2012 1:01 PM  |
| 337 | 45  | Jul 25, 2012 12:57 PM |
| 338 | 71  | Jul 25, 2012 12:54 PM |
| 339 | 66  | Jul 25, 2012 12:52 PM |
| 340 | 70  | Jul 25, 2012 12:50 PM |
| 341 | 65  | Jul 25, 2012 10:39 AM |
| 342 | 33  | Jul 25, 2012 10:36 AM |



**Q20. What is your age?**

|     |     |                       |
|-----|-----|-----------------------|
| 343 | 62  | Jul 25, 2012 10:34 AM |
| 344 | 53  | Jul 25, 2012 10:32 AM |
| 345 | 26  | Jul 25, 2012 10:30 AM |
| 346 | 78  | Jul 25, 2012 10:25 AM |
| 347 | 56  | Jul 25, 2012 10:23 AM |
| 348 | 58  | Jul 25, 2012 10:20 AM |
| 349 | n/a | Jul 25, 2012 10:19 AM |
| 350 | 55  | Jul 24, 2012 2:41 PM  |
| 351 | 47  | Jul 24, 2012 2:39 PM  |
| 352 | 64  | Jul 24, 2012 2:37 PM  |
| 353 | 71  | Jul 24, 2012 2:33 PM  |
| 354 | 65  | Jul 24, 2012 2:28 PM  |
| 355 | 76  | Jul 24, 2012 2:22 PM  |
| 356 | 65  | Jul 24, 2012 2:20 PM  |
| 357 | 26  | Jul 24, 2012 2:18 PM  |
| 358 | 69  | Jul 24, 2012 2:07 PM  |
| 359 | 60  | Jul 24, 2012 2:05 PM  |
| 360 | 59  | Jul 24, 2012 2:02 PM  |
| 361 | 37  | Jul 24, 2012 2:00 PM  |

**Q20. What is your age?**

|     |    |                       |
|-----|----|-----------------------|
| 362 | 57 | Jul 24, 2012 1:55 PM  |
| 363 | 32 | Jul 24, 2012 11:35 AM |
| 364 | 39 | Jul 24, 2012 9:58 AM  |
| 365 | 50 | Jul 24, 2012 9:11 AM  |
| 366 | 48 | Jul 10, 2012 12:05 PM |
| 367 | 82 | Jul 9, 2012 3:21 PM   |
| 368 | 80 | Jul 9, 2012 3:18 PM   |
| 369 | 64 | Jul 9, 2012 3:14 PM   |
| 370 | 88 | Jul 9, 2012 3:12 PM   |
| 371 | 52 | Jul 9, 2012 3:08 PM   |
| 372 | 30 | Jul 9, 2012 2:56 PM   |
| 373 | 58 | Jul 9, 2012 2:51 PM   |
| 374 | 61 | Jul 9, 2012 2:45 PM   |
| 375 | 46 | Jul 9, 2012 2:42 PM   |
| 376 | 64 | Jul 9, 2012 2:35 PM   |
| 377 | 58 | Jul 9, 2012 2:23 PM   |
| 378 | 52 | Jul 9, 2012 2:20 PM   |
| 379 | 38 | Jul 9, 2012 2:15 PM   |
| 380 | 77 | Jul 9, 2012 2:10 PM   |

**Q20. What is your age?**

|     |     |                      |
|-----|-----|----------------------|
| 381 | N/A | Jul 9, 2012 2:06 PM  |
| 382 | 38  | Jul 9, 2012 2:01 PM  |
| 383 | 71  | Jul 9, 2012 1:55 PM  |
| 384 | 76  | Jul 9, 2012 1:53 PM  |
| 385 | 76  | Jul 9, 2012 1:49 PM  |
| 386 | 40  | Jul 9, 2012 1:43 PM  |
| 387 | 37  | Jul 9, 2012 1:38 PM  |
| 388 | 56  | Jul 9, 2012 12:14 PM |
| 389 | 49  | Jul 9, 2012 12:08 PM |
| 390 | 61  | Jul 9, 2012 11:59 AM |
| 391 | 28  | Jul 9, 2012 11:56 AM |
| 392 | 72  | Jul 9, 2012 11:31 AM |
| 393 | 29  | Jul 9, 2012 11:31 AM |
| 394 | 42  | Jul 9, 2012 11:16 AM |
| 395 | 83  | Jul 9, 2012 11:08 AM |
| 396 | 76  | Jul 9, 2012 11:04 AM |
| 397 | 57  | Jul 9, 2012 10:56 AM |
| 398 | 28  | Jul 9, 2012 10:46 AM |
| 399 | 82  | Jul 9, 2012 10:34 AM |

**Q20. What is your age?**

|     |    |                      |
|-----|----|----------------------|
| 400 | 82 | Jul 9, 2012 10:26 AM |
| 401 | 60 | Jul 9, 2012 10:21 AM |
| 402 | 72 | Jul 9, 2012 10:14 AM |
| 403 | 64 | Jul 9, 2012 10:10 AM |
| 404 | 76 | Jul 9, 2012 10:02 AM |
| 405 | 27 | Jul 9, 2012 9:52 AM  |
| 406 | 36 | Jul 9, 2012 9:46 AM  |
| 407 | 36 | Jul 9, 2012 9:35 AM  |
| 408 | 81 | Jul 9, 2012 9:23 AM  |
| 409 | 61 | Jul 9, 2012 8:59 AM  |
| 410 | 36 | Jul 8, 2012 5:23 PM  |
| 411 | 60 | Jul 8, 2012 1:14 PM  |
| 412 | 45 | Jul 6, 2012 12:33 PM |
| 413 | 48 | Jul 5, 2012 6:31 PM  |
| 414 | 35 | Jul 5, 2012 1:35 PM  |
| 415 | 35 | Jul 4, 2012 1:44 PM  |
| 416 | 26 | Jul 3, 2012 8:48 AM  |
| 417 | 27 | Jul 2, 2012 1:09 PM  |
| 418 | 40 | Jul 2, 2012 10:09 AM |

**Q20. What is your age?**

|     |                 |                       |
|-----|-----------------|-----------------------|
| 419 | 56              | Jul 1, 2012 7:28 AM   |
| 420 | 44              | Jun 30, 2012 7:12 PM  |
| 421 | 48              | Jun 30, 2012 6:27 PM  |
| 422 | 37              | Jun 29, 2012 5:21 PM  |
| 423 | 44              | Jun 27, 2012 11:35 AM |
| 424 | 35              | Jun 27, 2012 9:29 AM  |
| 425 | A very young 59 | Jun 26, 2012 8:02 AM  |
| 426 | 41              | Jun 25, 2012 3:07 PM  |
| 427 | 64              | Jun 25, 2012 1:25 PM  |
| 428 | 63              | Jun 25, 2012 12:50 PM |
| 429 | 20              | Jun 25, 2012 10:19 AM |
| 430 | 18              | Jun 25, 2012 10:12 AM |
| 431 | 39              | Jun 25, 2012 10:04 AM |
| 432 | 45              | Jun 25, 2012 9:55 AM  |
| 433 | 40              | Jun 25, 2012 9:24 AM  |
| 434 | 27              | Jun 25, 2012 9:18 AM  |
| 435 | 70              | Jun 25, 2012 9:15 AM  |
| 436 | 18              | Jun 25, 2012 9:11 AM  |
| 437 | 20              | Jun 25, 2012 9:09 AM  |

**Q20. What is your age?**

|     |    |                      |
|-----|----|----------------------|
| 438 | 18 | Jun 25, 2012 9:06 AM |
| 439 | 55 | Jun 25, 2012 6:59 AM |
| 440 | 74 | Jun 24, 2012 1:30 PM |
| 441 | 71 | Jun 22, 2012 8:13 PM |
| 442 | 18 | Jun 22, 2012 6:11 PM |
| 443 | 21 | Jun 22, 2012 6:07 PM |
| 444 | 18 | Jun 22, 2012 6:05 PM |
| 445 | 37 | Jun 22, 2012 6:03 PM |
| 446 | 54 | Jun 22, 2012 6:01 PM |
| 447 | 16 | Jun 22, 2012 5:57 PM |
| 448 | 17 | Jun 22, 2012 5:54 PM |
| 449 | 64 | Jun 22, 2012 5:50 PM |
| 450 | 49 | Jun 22, 2012 5:48 PM |
| 451 | 67 | Jun 22, 2012 5:46 PM |
| 452 | 69 | Jun 22, 2012 5:44 PM |
| 453 | 30 | Jun 22, 2012 5:40 PM |
| 454 | 69 | Jun 22, 2012 5:39 PM |
| 455 | 31 | Jun 22, 2012 5:36 PM |
| 456 | 52 | Jun 22, 2012 5:33 PM |

**Q20. What is your age?**

|     |    |                       |
|-----|----|-----------------------|
| 457 | 37 | Jun 22, 2012 5:30 PM  |
| 458 | 18 | Jun 22, 2012 5:25 PM  |
| 459 | 29 | Jun 22, 2012 5:25 PM  |
| 460 | 65 | Jun 22, 2012 5:21 PM  |
| 461 | 92 | Jun 22, 2012 5:14 PM  |
| 462 | 60 | Jun 22, 2012 5:05 PM  |
| 463 | 80 | Jun 22, 2012 5:01 PM  |
| 464 | 61 | Jun 22, 2012 11:30 AM |
| 465 | 38 | Jun 22, 2012 11:27 AM |
| 466 | 39 | Jun 22, 2012 11:06 AM |
| 467 | 42 | Jun 22, 2012 7:02 AM  |
| 468 | 58 | Jun 21, 2012 4:54 PM  |
| 469 | 70 | Jun 21, 2012 11:29 AM |
| 470 | 47 | Jun 17, 2012 8:41 AM  |
| 471 | 30 | Jun 15, 2012 1:15 PM  |
| 472 | 32 | Jun 14, 2012 9:44 PM  |
| 473 | 58 | Jun 13, 2012 10:37 PM |
| 474 | 54 | Jun 12, 2012 7:00 PM  |
| 475 | 59 | Jun 12, 2012 4:17 PM  |

**Q20. What is your age?**

|     |    |                      |
|-----|----|----------------------|
| 476 | 46 | Jun 12, 2012 3:13 PM |
| 477 | 62 | Jun 12, 2012 2:48 PM |
| 478 | 41 | Jun 12, 2012 2:35 PM |
| 479 | 32 | Jun 12, 2012 2:01 PM |

**Q22. Check ALL of the following that describes your race/ethnicity? (Check all that apply)**

|   |  |                       |
|---|--|-----------------------|
| 1 | europcan-everyone else gets to be specific | Aug 2, 2012 10:20 AM  |
| 2 | .  | Jul 30, 2012 8:59 AM  |
| 3 | arminian                                   | Jul 29, 2012 11:40 PM |
| 4 | chicana/mexicana                           | Jul 29, 2012 11:25 AM |

**Q23. Do you own or rent your home?**

|   |                                     |                      |
|---|-------------------------------------|----------------------|
| 1 | renting..able to buy..              | Jul 6, 2012 12:36 PM |
| 2 | Been here for 12 years and love it! | Jun 26, 2012 8:02 AM |





**Q24. Do you have any other comments or questions?**

|    |  |                      |
|----|--|----------------------|
| 1  |  | Aug 2, 2012 3:55 PM  |
| 2  | my husband and i completed the community questionnaire   | Aug 2, 2012 3:52 PM  |
| 3  | GH needs more parks. the west GH area has no nearby park, the only park close by has swings only, no fun for the kids. seems entire park is dedicated for those that pay baseball, what about the residents who dont? there is nothing there to enjoy a day at the park with kids              | Aug 2, 2012 3:43 PM  |
| 4  | you guys neglect meadowbrook park! the trail here is wonderful and well maintained   | Aug 2, 2012 3:40 PM  |
| 5  | a bowling alley would be great too   | Aug 2, 2012 3:38 PM  |
| 6  |  | Aug 2, 2012 12:16 PM |
| 7  | this is not a time to increase your spending on our taxes  | Aug 2, 2012 12:14 PM |
| 8  | i would like to go fishing at brite lake, but the yearly recreational fishing license is to high   | Aug 2, 2012 12:10 PM |
| 9  | I played women's softball up here for 29 years. The prices are outrageous, the amount of games played compared to mens are so one sided. your umpires suck and the condition of the fields are often hazardous! i just disbanded my long time team and no longer play due to the above reasons | Aug 2, 2012 12:04 PM |
| 10 | i am a widow on a fixed income. I do not frequent the parks and do not need any added expenses to my budget  | Aug 2, 2012 11:59 AM |
| 11 | i would like to see improvements but i cannot afford another tax or fee  | Aug 2, 2012 11:52 AM |
| 12 | I didnt even know some of the parks on the list even existed   | Aug 2, 2012 11:49 AM |
| 13 | i would like cleared, wide, well maintained hiking trails in GH  | Aug 2, 2012 11:16 AM |
| 14 | no higher taxes, user fees maybe   | Aug 2, 2012 11:09 AM |
| 15 | meadowbrook park could be wonderful! it sucks! all your money goes into city parks   | Aug 2, 2012 11:02 AM |
| 16 | would like a full playground at meadowbrook park. swings are not enough. slides monkeybars etc are needed  | Aug 2, 2012 10:39 AM |
| 17 | tehachapi should build two tennis courts at meadowbrook park. they are easily maintained and would enhance the physical nature of the park. they could be situated where weeds and dirt are present  | Aug 2, 2012 10:36 AM |

**Q24. Do you have any other comments or questions?**

|    |  |                      |
|----|--|----------------------|
| 18 | thank you tvrpd workers for all you do for tehachapi residents   | Aug 2, 2012 10:31 AM |
| 19 | more and better shade in new parks   | Aug 2, 2012 10:21 AM |
| 20 | the meadowbrook dog park is a joke. i no longer take clients dogs there. nothing but foxtails and water fountain is always turned off. perhaps tvrpd should google dog park and see how to really have one. and you want to raise my taxes to pay for that shithole? i dont support half ass jobs and i certainly dont praise them   | Aug 2, 2012 10:20 AM |
| 21 | please print your surveys with larger print  | Aug 2, 2012 10:12 AM |
| 22 | kids between ages 10-17 need things to do- more interesting interactive parks - another pool/gym would be awesome  | Aug 2, 2012 10:07 AM |
| 23 | plant more trees   | Aug 2, 2012 10:05 AM |
| 24 | we need outside, multi functional complex with pool. take note what other cities have  | Aug 2, 2012 10:04 AM |
| 25 | please build some quality tennis courts and more hiking/biking trails  | Aug 2, 2012 9:55 AM  |
| 26 | i would like to see community college level classes offered. computer programming, crafts, needlepoint etc   | Aug 2, 2012 9:53 AM  |
| 27 | consider replacing removed playground equipment before investing in new parks  | Aug 2, 2012 9:44 AM  |
| 28 | a park is needed in the golden hills area that is not a sports park  | Aug 2, 2012 9:34 AM  |
| 29 | bathrooms were bad   | Aug 2, 2012 9:32 AM  |
| 30 | i dont know if brite lake falls under tehachapi city or not but its not inviting at ll. after visiting last week i dont know that i want to go again. it is so desolate. before going i pictured some grassy areas for family picnics, or shade trees in areas for picnics. it snot a place really that looked fun for families. i dont know what it would take to make it a little nicer, more park like, but more people would enjoy it. | Aug 2, 2012 9:29 AM  |
| 31 | questions like 19 is what keeps racial issues alive  | Aug 2, 2012 9:21 AM  |
| 32 | what happened to all the mbrook park upgrades?   | Aug 2, 2012 9:19 AM  |
| 33 | i think the GHCSO does a good job. please keep working the CCR issue to improve the overall look of GH. SEA containers are starting to pop up all over and they are ugly   | Aug 2, 2012 9:13 AM  |

**Q24. Do you have any other comments or questions?**

|    |  |                       |
|----|--|-----------------------|
| 34 | so why did ya fire the guy?  | Aug 2, 2012 9:09 AM   |
| 35 | would have preferred for the large dog park to have had gross to begin with-a bit discriminating when small dogs was all gross. to be sure to keep dog park 4 walking area @west park full of doggie bags even though i generally come with my own occasionally forgot or need more than i have  | Aug 2, 2012 9:08 AM   |
| 36 | i hope that city councils, country supervisors and other tax specialists will stop taking from one group and giving to others. we have enough public properties staffed with sinecurists.  | Aug 2, 2012 9:04 AM   |
| 37 | more bike paths, improve softball field at meadowbrook. too many gopher holes. more soccer clubs   | Aug 2, 2012 9:00 AM   |
| 38 | I really feel the best thing you could do would be to upgrade the parks you already have especially meadowbrook park   | Aug 2, 2012 8:55 AM   |
| 39 | why havent you done anything in meadowbrook park? needs BBQs and something besides swings  | Jul 30, 2012 9:14 AM  |
| 40 | i believe voters need to see we have 2 or 3 fire, poice, teachers, depts and or 2 on retirement pay should also be campared to offer perfessions such as doctors.  | Jul 30, 2012 9:11 AM  |
| 41 | outdoor amphitheater and performing arts center would be great   | Jul 30, 2012 9:05 AM  |
| 42 | i dont use the recreational facilities in our area much, but value their presence. Our community is a better place because of these facilities and i hope to see them supported and enhanced   | Jul 30, 2012 8:59 AM  |
| 43 | stop converting open parks to baseball fields! you keep sectioning off the land so there can be no soccer or anything else   | Jul 29, 2012 11:42 PM |
| 44 | from june 6, 2006 my bill is high. I came every time to department. they didnt care. my bill are too high for one person. I am not working, I am 75 years old widow for 18 years. only sent in 2nd page  | Jul 29, 2012 11:40 PM |
| 45 | we used to buy yearly passes and camp at brite lake-no more- i am not going to over pay- I'd use the dog park if i could but there's no handicap parking   | Jul 29, 2012 11:12 PM |
| 46 | I feel it is a waste of many and time not to have lids on the trash cans. Ravens spread trash everywhere the wind blows it. Than every morning workman work around and pick it up. would liek to see all parks designated no smoking areas. think the teenagers need a park geared towards them basketball? their taking away from the family atmosphere | Jul 29, 2012 11:08 PM |
| 47 | whaT HAPPENED TO CONCERTS IN THE PARK THIS YEAR?   | Jul 29, 2012 11:05 PM |
| 48 | what happened to concerts in the park? we used to enjoy it. last year most of the sound was so bad we couldn't stay. this  | Jul 29, 2012 11:03 PM |

**Q24. Do you have any other comments or questions?**

|    |  |                       |
|----|--|-----------------------|
|    | year are they having it at all? please fix tennis courts and outdoor basketball  |                       |
| 49 | what's going on with the concerts in the park?   | Jul 29, 2012 10:58 PM |
| 50 | in the evenings the parks are becoming quite crowded with undesirables/druggies and it doesn't feel like a place you would like to bring your children   | Jul 29, 2012 10:54 PM |
| 51 | what happened to the park that was supposed to be built on dennison rd alongside ths?  | Jul 29, 2012 10:51 PM |
| 52 | rec activities are the only activities affordable to the youth in this community. keep the programs thriving   | Jul 29, 2012 10:47 PM |
| 53 | so far the city has done a good job of preserving and improving public places  | Jul 29, 2012 10:41 PM |
| 54 | dye natorium because of the warmth of the water and building does not meet the needs of young and older adults who have medical problems   | Jul 29, 2012 10:36 PM |
| 55 | on some of these its too hard to pick just 1. we need so much to improve the quality of life here. teens need somewhere to hang out, safely. we would love an aquatic center, with slides and a kiddie pool (zero depth on one side) performing arts center would be great. a family friendly bowling alley. a roller rink. how about an ice rink. ice skating lessons and ice hokey. a nice community center with big gym, basketball and also a game room and also rooms that can be rented by many groups | Jul 29, 2012 2:11 PM  |
| 56 | I would love to see the park south of THS on Dennison developed maybe for soccer   | Jul 29, 2012 2:04 PM  |
| 57 | Tehachapi needs to make people outside the area feel welcom to come here. In talking to many bakersfield residents they feel tehachapi residents do not want them to visit. a major source of income for our small town is being squandered. spend money on advertising how welcome they are here instead of more taxes  | Jul 29, 2012 2:00 PM  |
| 58 | i feel you have done a good job providing community activities with the funds that are available. high five  | Jul 29, 2012 1:51 PM  |
| 59 | tvrpd does some things well but never fully to my expectations. i believe it could be financial or personnel limitations but everyting they do seems to leave me expecting more and a little dissatisfied  | Jul 29, 2012 1:48 PM  |
| 60 | buying a home through cal vets. will not be a homeowner till the year 2036. I would like to see a garden park and have attached an idea for one  | Jul 29, 2012 1:29 PM  |
| 61 | an equestrian trail around town would be nice. dont know how many people would use it though   | Jul 29, 2012 1:22 PM  |

**Q24. Do you have any other comments or questions?**

|    |   |                       |
|----|---|-----------------------|
| 62 | is there a low cost or income based activities available? i'm not sure I can afford to put my son in karate. but he needs it  | Jul 29, 2012 1:12 PM  |
| 63 | i would really like to have adult soccer and inline hockey  | Jul 29, 2012 11:46 AM |
| 64 | we need a community center for performing arts and have auditorium and large rooms for banquets and reunions. convert Wills Elm school building into something like that  | Jul 29, 2012 11:38 AM |
| 65 | keep skateboards off private property   | Jul 29, 2012 11:27 AM |
| 66 | I cant rate programs due to inexperience. "new" could be a renovation/remodeling of existing structure to create a multi purpose space for a year round physical activity   | Jul 29, 2012 11:20 AM |
| 67 | i wouldnt mind a tax for park and rec if the money went towards that. However if it was ear marked for other things I oppose it. Sports supplies should be outsourced to more competitive vendors (softballs, baseballs, uniforms) if local vendors cant compete with them.   | Jul 29, 2012 11:14 AM |
| 68 | install class 1 and 2 bike trails   | Jul 29, 2012 11:02 AM |
| 69 | no more wind machines in tehachapi  | Jul 29, 2012 10:58 AM |
| 70 | please keep the pool open all year long   | Jul 29, 2012 10:56 AM |
| 71 | up until about 5 years ago I used these facilities, now i'm glad to be able to attend church activities   | Jul 29, 2012 10:50 AM |
| 72 | up until about 5 years ago I used these facilities, now i'm glad to be able to attend church activities   | Jul 29, 2012 10:50 AM |
| 73 | I would like to cross the RR tracks to RaildRoad Park but they blocked it off. Too far around for me to walk so I don't go to the farmer's market anymore   | Jul 29, 2012 10:49 AM |
| 74 | there needs to be more police patrolling the parks. In one, 1 hour evening of waiting for my daughter at a dance class I witnessed 5 drug exchanges in the parking lot of the activity center. We need more places for teens but safe environments not addtl drug opportunities   | Jul 29, 2012 10:45 AM |
| 75 | i have been attending Marty's water aerobics at the Dye Natorium year round for 6 years. often the water is too cold! It is NOT at 82 degrees. I have measured it at 79-80 degress several times. Eight people I know left to Stallion Springs because Tehachapi pool water is too cold. Please see my friend Tony Marshall's letter attached. It would only cost \$86 a month to increase the water temperature to 82 for the water aerobics class | Jul 29, 2012 10:35 AM |

**Q24. Do you have any other comments or questions?**

|    |  |                       |
|----|--|-----------------------|
| 76 | we have everything we need now. just leave it alone. i dont want to pay anything   | Jul 29, 2012 10:26 AM |
| 77 | the state wants to eax us more too...raising taxes during a tough economy with high unemployment is damaging to people. do what we all are having to do - make do with what we have  | Jul 28, 2012 9:40 PM  |
| 78 | park and rec has done a great job with what they have  | Jul 28, 2012 9:32 PM  |
| 79 | this is a wonderful town and we support parks and facilities for young people  | Jul 28, 2012 9:30 PM  |
| 80 | it would be awesome to see big parks, the nice parks in tehachapi are small the bigger ones are dumpy  | Jul 28, 2012 9:26 PM  |
| 81 | the city needs indoor activities for children. during bad weather mcdonalds is the only facility for kids. :( but after reading this questionnaire to the end, I feel the city just wants higher taxes. and who could really trust a politician so prove to me where if your tax measure does go through is the money really going | Jul 28, 2012 9:19 PM  |
| 82 | if meadowbrook has green grass new playground equipment and maybe basketball and tennis courts it would look good. it looks like it has been abandoned by the parks department   | Jul 28, 2012 9:04 PM  |
| 83 | we live in a scenic area, i think it is most important to preserve open space or we will become an eyesore from urban spread/industrial development. we must preserve/promote natural open space and healthy outdoor activities. biking, hiking, equestrian  | Jul 27, 2012 4:47 PM  |
| 84 | thanks for continuing to do what improves our quality of life  | Jul 27, 2012 4:37 PM  |
| 85 | i would love to see the abandoned golf course on TEH woodford turned into a relaxing park families can enjoy   | Jul 27, 2012 4:31 PM  |
| 86 | we visit central park and west park several times a month and we would go to meadowbrook if they had climb on slides and jungle gyms-why were those things removed from meadowbrook?   | Jul 27, 2012 4:27 PM  |
| 87 | in the current ecoomic situation i'm not sure immediate future is a good time for more expenditures  | Jul 27, 2012 3:50 PM  |
| 88 | i really think a good pool would benefit all golden hills residents  | Jul 27, 2012 3:34 PM  |
| 89 | include a driving range, woodworking classes, more playground stuff for my grandkids, improve the dog park. walking trail is great and kept in good shape  | Jul 27, 2012 3:32 PM  |
| 90 | need more playground stuff for kids, better dog park, community center in Golden Hills so neighbors can get to know one another. need driving range, need outdoor pool. i know this is what dreams are made of!  | Jul 27, 2012 3:30 PM  |

**Q24. Do you have any other comments or questions?**

|     |  |                       |
|-----|--|-----------------------|
| 91  | quality of basketball courts at west park as well as ollie mountain skate park are very poor- 2 of the places our family uses the most. dangerous, slippery basketball court   | Jul 27, 2012 3:26 PM  |
| 92  | meadowbrook park is a blessing- a wonderful place to walk the dogs- a real sense of community that touches my heart, as so many people are regular users   | Jul 27, 2012 11:02 AM |
| 93  | update H.S. football and soccer field. Move light poles, repair or replace spectator area  | Jul 27, 2012 10:59 AM |
| 94  | please issue tickets to dog and horse owners who don't clean up after their animals  | Jul 27, 2012 10:25 AM |
| 95  | keep walmart out and put a park there. it will better serve the community  | Jul 27, 2012 10:18 AM |
| 96  | we have been too ill to use the parks and facilities in the past 12 months but have camped once a year at Tehachapi Mountain park previous 4 years   | Jul 27, 2012 10:10 AM |
| 97  | baseball, softball, & tball is very active in Tehachapi. There is a need for mroe fields nad a practice area and parking   | Jul 27, 2012 10:08 AM |
| 98  | Colorado and Oregon have recreation, parks, pools, etc you should take a look at. Cortex and Durango county have great rec centers-indoor due to 4 seasons. Many parks are impacted by those who live nearby-west and city park. meadowbrook needs a REAL playground. Slides etc like central park   | Jul 27, 2012 9:30 AM  |
| 99  | very disappointed children from stallion springs must pay a HUGE "surtax" to participate in TCRPD programs- especially when we, their grandparents, are paying the taxes, but do not really use the facilities except to support our children/grandchildren and especially since the fee is not applied consistently to ALL S.S. residents. Fences in park have jagged metal | Jul 27, 2012 9:25 AM  |
| 100 | I see very little TVRPD \$ spent on Meadowbrook Park. I feel we are not getting our share of funding available and our children are not getting the promised playground equipment. I think the \$ spent on the Master Plan could have been better spent on the playgrounds   | Jul 27, 2012 9:20 AM  |
| 101 | build more tennis courts and basketball courts   | Jul 27, 2012 9:17 AM  |
| 102 | please put more effort into ensuring Medowbrook park and dog park are clean, mowed and accessible  | Jul 27, 2012 9:10 AM  |
| 103 | Meadowbrook trails needs trees. Have grandchildren coming often and other family members & would be willing to pay more than \$15 per year but but afford it :(  | Jul 27, 2012 9:08 AM  |
| 104 | there are many empty homes in my area. I would not like to see my neighborhood decline by homes being taken over by  | Jul 27, 2012 8:48 AM  |



**Q24. Do you have any other comments or questions?**

|     |   |                       |
|-----|---|-----------------------|
|     | the state or federal programs for low income housing  |                       |
| 105 | since you dont have the money why are you sending out this questionnaire?   | Jul 26, 2012 3:08 PM  |
| 106 | the trail/footpath near the CSD needs more frequent cleaning-lots of dog poop. Pet owners not good about picking up after their dogs  | Jul 26, 2012 3:03 PM  |
| 107 | driving range / 9 hole golf course / swimming pool  | Jul 26, 2012 2:49 PM  |
| 108 | i think that something needs to be added to the GH area as it is rich with families who need places for their children  | Jul 26, 2012 2:47 PM  |
| 109 | we need roads and gutters repaired before we burdon the community with more taxes or fees   | Jul 26, 2012 2:42 PM  |
| 110 | do not build any music center, ect. in area south of red apple road   | Jul 26, 2012 2:38 PM  |
| 111 | find something to occupy your time that DOES NOT raise fees, taxes, charges or anything else. raise user fees on facilities   | Jul 26, 2012 2:37 PM  |
| 112 | california collects enough in taxes from its citizens as it is, that is why i would not support a tax increase of any kind  | Jul 26, 2012 2:32 PM  |
| 113 | for question #13- I already pay some of the highest taxes in the country. I can't afford any more!  | Jul 26, 2012 2:30 PM  |
| 114 | please provide something in golden hills for residents who live here. are you doing any workshops in the golden hills area?   | Jul 26, 2012 2:16 PM  |
| 115 | love meadowbrook park trail to walk. maybe more trees planted around trail  | Jul 26, 2012 11:35 AM |
| 116 | I think city is a spot of heaven between two areas that are hot as hell. you all do a grand job   | Jul 26, 2012 11:33 AM |
| 117 | we would love to see tom sawyer lake and golden hills golf course come back to life   | Jul 26, 2012 11:29 AM |
| 118 | no more tax hikes or increase. our water bill is enough. how about a volunteer program  | Jul 26, 2012 11:26 AM |
| 119 | the sonstant rate increases by GHCS D to continually "beautify" the office is frustrating to us retired folks on a fixed income that cannot afford to water what few shrubs we have. Quit looking for ways to get and spend more money and make wiser use of what we have | Jul 26, 2012 11:24 AM |
| 120 | thank you for doing this  | Jul 26, 2012 11:18 AM |

**Q24. Do you have any other comments or questions?**

|     |  |                       |
|-----|--|-----------------------|
| 121 | I wish to see grants used to create a bike path system that runs the length of the valley. the rails to trails program is something I support 100%   | Jul 26, 2012 11:14 AM |
| 122 | there are other ways to get revenue than taxes   | Jul 26, 2012 11:12 AM |
| 123 | i think the walking area at meadowbrook is great and glad to see a lot of people using it  | Jul 26, 2012 11:01 AM |
| 124 | parks and rec with tehachapi museum should plan a pow wow each year. veterans pow wow to honor all veteran. this should be intertribal which anyone can attend and participate in. they should also collaborate to offer traditional Indian beading, pottery, basketry, painting and crafts for all ages   | Jul 26, 2012 10:59 AM |
| 125 | we've lived in this area since our children were in Jr. High. One thing this area has always needed is a youth center. I would support that!   | Jul 25, 2012 3:31 PM  |
| 126 | phil whyman is trying to get grant money for the kawsusu to establish a cultural center at the old clubhouse next to tom sawyer lake. that lake used to be a good fishing spot kids could catch salamanders there not it just stinks. if you want to draw people to visit tehachapi, provide a healthy water feature and the people who suffer in bakersfield and the A.V. will come to enjoy nature | Jul 25, 2012 3:27 PM  |
| 127 | TVRPD has improved very much over the years. our parks look great and walking paths, dog park etc. are looking good. We appreciate the up keep. would be interested in volleyball open gym for women or coed. would love a golf course   | Jul 25, 2012 3:11 PM  |
| 128 | I really enjoy the walking trail at Meadowbrook park but my grandkids have participated in numerous recreational sports activities and the whole family attends the events   | Jul 25, 2012 3:05 PM  |
| 129 | ride from golden hills to stallion 3 days a week - 202 & high line very dangerous for bike riders. need a bike lane for both   | Jul 25, 2012 3:00 PM  |
| 130 | pleased with how you maintain parks  | Jul 25, 2012 2:57 PM  |
| 131 | need community center at meadowbrook park  | Jul 25, 2012 2:35 PM  |
| 132 | where are night lights for walking at meadowbrook?   | Jul 25, 2012 2:32 PM  |
| 133 | believe the primary direction of the TVRPD should be to aquire and develop new land into parks or community areas  | Jul 25, 2012 2:30 PM  |
| 134 | would love to know about a soccer league. played softball but that was a trashy park   | Jul 25, 2012 2:27 PM  |
| 135 | Old Golden Hills course- turn into a sports complex! baseball/softball fields, tennis courts, etc..please consider the Golden  | Jul 25, 2012 1:01 PM  |

**Q24. Do you have any other comments or questions?**

|     |   |                       |
|-----|---|-----------------------|
|     | Hills Country Club land!! It looks horrible - why not put it to good use as a park facility   |                       |
| 136 | (female of household) - I attend jazzercise and zumba, I love both programs and the instructors are great!  | Jul 25, 2012 10:39 AM |
| 137 | I swim at Dye, and don't understand why you can't open on weekends & holidays when people are off from work and can use it more!  | Jul 25, 2012 10:34 AM |
| 138 | Haven't been to West Park recently, but the graffiti and cuss words on the little kid play area used to be pretty bad otherwise we would attend more often. We in Orchard Glen would LOVE to have equipment added for all our kids here, even if it's just a simple swingset  | Jul 25, 2012 10:30 AM |
| 139 | With the U.S. going through a "depression" this is the wrong time to ask us if we WANT to pay more taxes. GET REAL! This is insane. Until the "couch potatoes" get to work, we are not eager to provide them with more places to hang out. Non-taxpayers will vote this in as usual, so these replies will not be honored anyway!   | Jul 25, 2012 10:19 AM |
| 140 | a large park in the Brite Cr. Drainage from the old Golden Hills Golf Course down to Tehachapi Creek and the railroad with hiking, mountain biking, equestrian use, fishing, picnicing, bird watching, and limited area sports like volley ball, tennis, etc would be a wonderful addition to the community. Community center and other facilities could also be located in this park | Jul 24, 2012 2:37 PM  |
| 141 | We use Brite Lake the most it is deplorable- grass is dead, rodent holes and dirty restrooms and showers. NOTHING has been done in the past 5 years   | Jul 24, 2012 2:33 PM  |
| 142 | I like the development of the bike trails very much because of age i can no longer enjoy some of your facilities but I very much want them for all of our younger people. I hope that TVRPD looks into a competitive bike ride when our bike trails are further developed.  | Jul 24, 2012 2:16 PM  |
| 143 | senior oriented programs-an outlet for respite care   | Jul 24, 2012 1:55 PM  |
| 145 | my family would like to see a frisbee golf course, it can be in a natural area. walking trails would be nice also.  | Jul 10, 2012 12:05 PM |
| 146 | We are both over 65, have no family here, seldom have visitors so don't attend park activities. When we had children here, we went to all activities in Philip Marx Central Park, Railroad Park and Dye Natatorium (pool).  | Jul 9, 2012 3:18 PM   |

**Q24. Do you have any other comments or questions?**

|     |   |                      |
|-----|---|----------------------|
| 147 | Can Brite Laek be an emersion type reservoir? You know, body contact with H2O?  | Jul 9, 2012 2:51 PM  |
| 148 | Teenagers need things to do. I'd like a tennis court.   | Jul 9, 2012 2:35 PM  |
| 149 | Is there a yearly pass for all parks? Will there ever be a swimming area at the lake?   | Jul 9, 2012 2:20 PM  |
| 150 | Increased surviellance by city police in parks would reduce drug pushing and use by Tehachapi youth. I have seen this taking place in West Park.  | Jul 9, 2012 1:49 PM  |
| 151 | Restore the movie nights in Central Park  | Jul 9, 2012 12:08 PM |
| 152 | Winters can be long here and the weather is often blustery. Please consider an indoor pool facility complet w/ slides, diving boards, an area for swimming lanes, a play area for smaller children, something for families to really enjoy when the weather is poor, which is frequent here. We have lots of outdoor activities here, but almost no indoor activities or facilities. Thank you for this chance to add my suggestions. | Jul 9, 2012 11:56 AM |
| 153 | Please put sidewalks on Teh. Blvd from Haze to Dennison also Dennison to 202 for the students and Seniors with scooter motors.  | Jul 9, 2012 11:31 AM |
| 154 | I don't know much about what TVRPD offers, but I look forward to becoming more involved in this wonderful community. I think a new community center would be a wonderful addition to help bring the community together.   | Jul 9, 2012 11:31 AM |
| 155 | This town needs a serious upgrade to it's community regarding small children. We have enough banks and churches! Please target families rather than the seniors in this town. It is time for change. Please note: I would like to start spending my family time and money in this town, but seek out of town resources due to lack of family focus here in Tehachapi. Thank you.  | Jul 9, 2012 11:16 AM |
| 156 | I want the City & TVRPD to act jointly, not to be adversarial and look at the Tehachapi Valley's best interest as a community.  | Jul 9, 2012 10:56 AM |
| 157 | None  | Jul 9, 2012 10:46 AM |
| 158 | I have noticed that the skatepark has a lot of drug activity over there, probably supplied by the people across the street!!!   | Jul 9, 2012 10:21 AM |
| 159 | Yes, it would be nice to increase the size of the pool, so that there is more pool space to do more activities bringing in more money to parks and recreation. But with a new pool, include a nice swim complex/aquatic center.   | Jul 9, 2012 9:58 AM  |

**Q24. Do you have any other comments or questions?**

|     |  |                      |
|-----|--|----------------------|
| 161 | We're very appreciative of all you do now. Thank you!  | Jul 9, 2012 8:59 AM  |
| 163 | Seek donations for outside concrete skatepark needing no maintenance, fees, or personell to run.   | Jul 6, 2012 12:33 PM |
| 164 | Inmate labor provided by CCI could be used as a possible resource in building a mountain bike trail circling Tehachapi Valley, and actually extending out to Alpine Forest and Stallion Springs. Another possibility would be to build a trail on land in the area of the Pacific Crest Trail east of Tehachapi.                                       | Jul 5, 2012 6:31 PM  |
| 165 | I would like the board to take a closer look at our community pool situation and cost and see about a new community outdoor pool.  | Jul 4, 2012 1:44 PM  |
| 166 | Yes, your West Park facility where they play baseball. This park is illegal when it comes to handicap access!!   | Jun 30, 2012 6:27 PM |
| 167 | Being part of the Barracudas and seeing the pool facilities in the surrounding communities at swim meets, I now realize that our pool is a disgrace. How can TVRPD justify spending a large portion of its budget on the rodeo grounds which is not for public use when the pool facility is so lacking?   | Jun 29, 2012 5:21 PM |
| 168 | Do not spend the citizens' tax dollars on any new facilities. Just upgrade and maintain the ones we have. The economy is not well for any of us and I don't think the City needs to spend what it doesn't need to spend.   | Jun 26, 2012 8:02 AM |
| 169 | Better advertising/promotion of the pool could increase revenue. I had to search to find swim lesson info - it was buried in the text about the pool in the brochure.  | Jun 25, 2012 3:07 PM |
| 170 | Where are the disc golf baskets that used to be in Meadowbrook park? They would be easy to put back up somewhere...  | Jun 25, 2012 9:55 AM |
| 171 | I've lived in Golden Hills for 27 years and it's long overdue to build more small parks there without baseball and & dog parks. The 15 acre lot the TUSD is selling on Brite Valley Rd. is a great place for a new park. The neighborhood is full of young families. W/no sidewalks a park w/be a safe place for the kids in our neighborhood to play. | Jun 25, 2012 9:24 AM |
| 172 | we need a park in golden hills for kids to play  | Jun 25, 2012 9:21 AM |

**Q24. Do you have any other comments or questions?**

|     |   |                       |
|-----|---|-----------------------|
| 173 | we need dance classes for children under 3 years of age   | Jun 25, 2012 9:18 AM  |
| 175 | no  | Jun 24, 2012 1:30 PM  |
| 176 | the ambient temp. of the natatorium needs to be higher in the morning, so the children aren't freezing  | Jun 22, 2012 6:03 PM  |
| 177 | Make changes affordable   | Jun 22, 2012 5:48 PM  |
| 178 | Thanks!   | Jun 22, 2012 5:46 PM  |
| 179 | i don't think we need more taxation ( do to the economy)  | Jun 22, 2012 5:43 PM  |
| 180 | Please notify people when exercise classes are cancelled. Maybe a note on the door or something.  | Jun 22, 2012 5:40 PM  |
| 181 | Can't stress enough the fun & affordability of pickleball courts. Hopefully some courts can be included in any new park development.  | Jun 22, 2012 5:39 PM  |
| 182 | New to the area   | Jun 22, 2012 5:34 PM  |
| 183 | Mountain bike trail from top tehachapi mtn park down into center of town- weekends provide a "pay" tram ride back to the top  | Jun 22, 2012 5:33 PM  |
| 184 | Sustainable mountain biking /hiking trails would make Tehachapi a destination for people to come visit and boost the local economy  | Jun 22, 2012 5:30 PM  |
| 185 | .   | Jun 22, 2012 5:25 PM  |
| 186 | I would love to see the former Golden Hills Golf Course purchased and used as a community park  | Jun 22, 2012 5:21 PM  |
| 187 | Bear valley pays for their prop tax, yet their facilities are not open to Teh-yet their children /people use the The facilities without being charged. They should have never been allowed to withdraw from TVRPD -they claim to be a city on its own yet want still to be part or use TEH facilities | Jun 22, 2012 5:05 PM  |
| 188 | I would love to see the recreation department expand to offer some classes for seniors including technology, fitness and have a community ornamental garden and or vegetable garden, walking groups, etc.   | Jun 22, 2012 11:30 AM |

**Q24. Do you have any other comments or questions?**

|     |   |                       |
|-----|---|-----------------------|
| 189 | Is it possible to receive federal/state funding for programs? There is a park in the Sunland area of LA county that offers free programs for kids - variety of dance classes, gymnastics, and sports. It is for lower income families, but very well done. I would love to see something like that here.  | Jun 22, 2012 11:06 AM |
| 190 | It seems the city of Tehachapi has more parks than anyone else. Would love to see parks/trails in Golden Hills  | Jun 17, 2012 8:41 AM  |
| 191 | I would like to see exercise classes on the weekend. The exercise classes could also be better organized when the instructor is going to be out. Perhaps a sign on the door when the instructor will be out would help.   | Jun 15, 2012 1:15 PM  |
| 192 | TVRPD should mirror programs like the City of Morgan Hill's recreation programs.  | Jun 14, 2012 9:44 PM  |
| 193 | Please provide a breakdown showing how the current tax and fee monies are allocated. Then show what can be deferred from existing funds to maintain current parks, classes, events The request for more money from everyone via taxes needs to be something that everyone can use. Since budgeting is important in each household - we expect the same careful look at budgeting public funds before asking for more money carte blanche.   | Jun 12, 2012 4:17 PM  |
| 194 | It's hard to answer how much we would pay in tax dollars. I personally feel the moneys that parks & rec receive aren't being used wisely. Everything is going to the city park and downtown and not being used for the outskirts. I feel like GHS is being treated like a red headed step child. PLEASE...just fix and update meadowbrook and add more playground items for the kids. I have a grandchild and all she has is a swing to play on. The kids (ages 3-10) need more. Thank you for listening. | Jun 12, 2012 3:13 PM  |





**Q25. If you would like to receive information about the progress of the TVRPD parks and recreation master plan or wish to be informed of future events, please visit the TVRPD website at [www.tvrpd.com](http://www.tvrpd.com) or please provide your email address and we can put you on our list to receive notices in advance.**

|    |  |                       |
|----|--|-----------------------|
| 1  |  | Aug 2, 2012 3:38 PM   |
| 2  |  | Aug 2, 2012 3:23 PM   |
| 3  |  | Aug 2, 2012 3:22 PM   |
| 4  |  | Aug 2, 2012 11:14 AM  |
| 5  |  | Aug 2, 2012 9:04 AM   |
| 6  |  | Aug 2, 2012 9:00 AM   |
| 7  | although central park and west park are maintained well the restroom are too dirty to use. Very displeased with police presence. see them patrolling area but where are they? don't like paying for services not receiving | Jul 29, 2012 11:33 PM |
| 8  |  | Jul 29, 2012 11:27 PM |
| 9  |  | Jul 29, 2012 2:11 PM  |
| 10 |  | Jul 29, 2012 2:04 PM  |
| 11 |  | Jul 29, 2012 1:45 PM  |
| 12 |  | Jul 29, 2012 1:12 PM  |
| 13 |  | Jul 29, 2012 11:41 AM |
| 14 |  | Jul 29, 2012 11:25 AM |
| 15 |  | Jul 29, 2012 11:20 AM |
| 16 |  | Jul 29, 2012 10:45 AM |
| 17 |  | Jul 27, 2012 3:57 PM  |
| 18 |  | Jul 27, 2012 3:46 PM  |

**Q25. If you would like to receive information about the progress of the TVRPD parks and recreation master plan or wish to be informed of future events, please visit the TVRPD website at [www.tvrpd.com](http://www.tvrpd.com) or please provide your email address and we can put you on our list to receive notices in advance.**

|    |  |                       |
|----|--|-----------------------|
| 19 |  | Jul 27, 2012 3:42 PM  |
| 20 |  | Jul 27, 2012 3:34 PM  |
| 21 |  | Jul 27, 2012 11:08 AM |
| 22 |  | Jul 27, 2012 11:02 AM |
| 23 |  | Jul 27, 2012 10:18 AM |
| 24 |  | Jul 27, 2012 10:13 AM |
| 25 |  | Jul 27, 2012 10:08 AM |
| 26 |  | Jul 27, 2012 9:35 AM  |
| 27 |  | Jul 27, 2012 9:20 AM  |
| 28 |  | Jul 27, 2012 9:10 AM  |
| 29 |  | Jul 27, 2012 9:04 AM  |
| 30 |  | Jul 27, 2012 8:53 AM  |
| 31 |  | Jul 27, 2012 8:48 AM  |
| 32 |  | Jul 26, 2012 2:59 PM  |
| 33 |  | Jul 26, 2012 2:41 PM  |
| 34 |  | Jul 26, 2012 2:16 PM  |
| 35 |  | Jul 26, 2012 11:39 AM |
| 36 |  | Jul 26, 2012 11:37 AM |
| 37 |  | Jul 26, 2012 11:35 AM |

**Q25. If you would like to receive information about the progress of the TVRPD parks and recreation master plan or wish to be informed of future events, please visit the TVRPD website at [www.tvrpd.com](http://www.tvrpd.com) or please provide your email address and we can put you on our list to receive notices in advance.**

|    |  |                       |
|----|--|-----------------------|
| 38 |  | Jul 26, 2012 11:24 AM |
| 39 |  | Jul 26, 2012 11:17 AM |
| 40 |  | Jul 26, 2012 11:14 AM |
| 41 |  | Jul 26, 2012 10:47 AM |
| 42 |  | Jul 25, 2012 3:27 PM  |
| 43 |  | Jul 25, 2012 3:18 PM  |
| 44 |  | Jul 25, 2012 3:11 PM  |
| 45 |  | Jul 25, 2012 3:05 PM  |
| 46 |  | Jul 25, 2012 3:00 PM  |
| 47 |  | Jul 25, 2012 2:57 PM  |
| 48 |  | Jul 24, 2012 2:37 PM  |
| 49 |  | Jul 24, 2012 2:22 PM  |
| 50 |  | Jul 24, 2012 2:18 PM  |
| 51 |  | Jul 24, 2012 2:07 PM  |
| 52 |  | Jul 24, 2012 2:00 PM  |
| 53 |  | Jul 24, 2012 1:55 PM  |
| 54 |  | Jul 24, 2012 11:35 AM |
| 55 |  | Jul 10, 2012 12:05 PM |
| 56 |  | Jul 9, 2012 2:51 PM   |

**Q25. If you would like to receive information about the progress of the TVRPD parks and recreation master plan or wish to be informed of future events, please visit the TVRPD website at [www.tvrpd.com](http://www.tvrpd.com) or please provide your email address and we can put you on our list to receive notices in advance.**

|    |  |                      |
|----|--|----------------------|
| 57 |  | Jul 9, 2012 2:45 PM  |
| 58 |  | Jul 9, 2012 2:35 PM  |
| 59 |  | Jul 9, 2012 2:20 PM  |
| 60 |  | Jul 9, 2012 2:15 PM  |
| 61 |  | Jul 9, 2012 11:56 AM |
| 62 |  | Jul 9, 2012 11:31 AM |
| 63 |  | Jul 9, 2012 11:31 AM |
| 64 |  | Jul 9, 2012 11:16 AM |
| 65 |  | Jul 9, 2012 11:08 AM |
| 66 |  | Jul 9, 2012 10:26 AM |
| 67 |  | Jul 9, 2012 10:21 AM |
| 68 |  | Jul 9, 2012 9:58 AM  |
| 69 |  | Jul 9, 2012 9:52 AM  |
| 70 |  | Jul 9, 2012 9:35 AM  |
| 71 |  | Jul 5, 2012 1:35 PM  |
| 72 |  | Jul 4, 2012 1:44 PM  |
| 73 |  | Jul 1, 2012 7:28 AM  |
| 74 |  | Jun 30, 2012 6:27 PM |
| 75 |  | Jun 25, 2012 9:55 AM |

**Q25. If you would like to receive information about the progress of the TVRPD parks and recreation master plan or wish to be informed of future events, please visit the TVRPD website at [www.tvrpd.com](http://www.tvrpd.com) or please provide your email address and we can put you on our list to receive notices in advance.**

|    |  |                       |
|----|--|-----------------------|
| 76 |  | Jun 25, 2012 9:24 AM  |
| 77 |  | Jun 25, 2012 9:11 AM  |
| 78 |  | Jun 22, 2012 6:07 PM  |
| 79 |  | Jun 22, 2012 6:03 PM  |
| 80 |  | Jun 22, 2012 5:54 PM  |
| 81 |  | Jun 22, 2012 5:52 PM  |
| 82 |  | Jun 22, 2012 5:48 PM  |
| 83 |  | Jun 22, 2012 5:44 PM  |
| 84 |  | Jun 22, 2012 5:39 PM  |
| 85 |  | Jun 22, 2012 5:36 PM  |
| 86 |  | Jun 22, 2012 5:34 PM  |
| 87 |  | Jun 22, 2012 5:33 PM  |
| 88 |  | Jun 22, 2012 5:30 PM  |
| 89 |  | Jun 22, 2012 5:25 PM  |
| 90 |  | Jun 22, 2012 5:25 PM  |
| 91 |  | Jun 22, 2012 5:21 PM  |
| 92 |  | Jun 22, 2012 5:21 PM  |
| 93 |  | Jun 22, 2012 11:06 AM |
| 94 |  | Jun 17, 2012 8:41 AM  |



# appendix d

---

## PROGRAM EVALUATION







**Program Scoring**

**PROGRAM**

**Senior Programs Offered by TVRPD**

Exercise classes (water aerobics and jazzercise), dancing, recreational swimming, Tai Chi, Cooking Classes, holiday themed community events, 5k & 10k seasonal walk/run's and annual "Old Timers Picnic"

**Score: 12.95**

**Senior Programs Analysis**

- TVRPD does not have a specific facility for senior programs and services, senior programs are offered at the activity center, gym and pool
- Most classes are open to all ages rather than designed specifically for seniors
- Social services, such as meals programs, transportation and counseling are very limited
- Special events are not specifically for seniors, but accommodate seniors and have senior activity components
- Camping, fishing and other outdoor activities are available for seniors
- No staff specifically assigned to senior programs
- No facility for dedicated card room, game room, billiard room, or arts & crafts studio for seniors
- ADA access for seniors to programs does not seem to be an issue

| Category                               | Weight | Goal | Performance Measure   | Measurement Scale  | Score  | Discussion |  |
|--|--------|------|---|--|--|------------|--|
| Demand                                 | 35%    | 1    | Programs and activities accommodate recreation activities that are in demand                          | Level of demand demonstrated by Needs Assessment, Utilization Review, or Community Outreach.   | 1 = low demand; 5 = high demand  | 2          | Current senior program offerings don't meet the demand for senior programs and activities as indicated by the public outreach and needs assessment   |
|  |        | 2    | Compares well to what other Districts offer   | Extent to which program delivery is as good or better than what is offered in other recreation and park districts.   | 1 = not competitive with other communities; 5 = better than many other communities                                       | 3          | Most of the comparison Districts offer the same types of senior programs and activities. Some offer additional activities, such as, card rooms, game rooms, arts & crafts, and more exercise activities specifically for seniors.  |
|  |        | 3    | Anticipates future trends in recreation and local demand  | Level of demand is being met as forecast by "Needs Assessment" or expected based on trends identified in Master Plan   | 1 = low future demand; 5 = high future demand  | 2          | Recreation Needs Assessment indicates a growing need for more senior programs and activities, as well as, social services, such as, meals, transportation and counseling.  |
|  |        | 4    | Meets the needs of established special interests or user groups                                       | Extent to which program delivery is consistent with preferences of special interest or feedback from users   | 1 = contrary to club/user preferences; 5 = supports preferences of users   | 3          | There is no senior club or organization to advise on senior programs; however, seniors participate in existing hobby and service clubs that use TVRPD facilities   |
|  |        | 5    | Avoids duplicating services   | Uniqueness relative to programs offered by Kern County, non-profits, or other agencies serving the greater Tehachapi area.   | 1 = duplicates nearby facility; 5 = unique in area   | 4          | TVRPD programs that seniors participate in are not duplicated by any other agencies  |
| <b>Demand Score Total</b>              |        |      |   |  | <b>14</b>  |            |  |
| Location and Access                    | 30%    | 6    | Provides appropriate ease of access (easiest access for most popular activities)                      | Most popular activities are more centrally located and provide the most transportation options, while less popular activities may have more limited access.  | 1 = access is difficult; 5 = access is very easy   | 3          | There is no specific transportation program for seniors operated by the TVRPD. Seniors must get to programs on their own. Once onsite access is easy.  |
|  |        | 7    | Creates recreation opportunity near residents with limited nearby facilities                          | Extent to which programming reaches intended audience  | 1 = does not meet needs of intended audience; 5 = completely meets needs of intended audience                            | 2          | Seniors are accommodated in the overall program delivery system, but space to dedicate specifically to senior programs is limited.   |
|  |        | 8    | Facility where programs take place have sufficient site attributes to support programs and activities | Extent to which facility allows users to enjoy the programs  | 1 = does not have sufficient amenities to make programs enjoyable; 5 = is well-suited to making programs enjoyable       | 4          | Seniors have positive comments about the programs and facilities they participate in and seem to like the pool and community center where activities take place.   |
|  |        | 9    | Compatible with other recreation program uses   | Extent to which programs complements other programs in same facility--by grouping people together with similar interests, providing for efficiencies in staff or equipment, or encouraging patrons to use multiple programs in a single visit. | 1 = creates potential conflict with other uses; 5 = good complement to other uses  | 5          | Seniors are accommodated in the overall program delivery system so there are no use of scheduling conflicts with senior programs.  |
| <b>Location and Access Score Total</b> |        |      |   |  | <b>14</b>  |            |  |
| Quality                                | 20%    | 10   | Participant satisfaction is high  | Extent to which program attracts users and minimizes complaints.   | 1 = programs receive a high degree of customer complaints; 5 = programs receive customer praise                          | 4          | While requests for more senior specific programs and services were received, seniors in current programs spoke positive of the activities offered.   |
|  |        | 11   | Program attendance is above 70% of capacity   | Extent to which program attracts minimum required number of participants and maximizes space use   | 1 = does not attract minimum number of participants; 5 = creates waiting list to get into the program                    | 4          | No exact senior participant attendance figures are kept, but seniors do participate in most all program offerings  |
|  |        | 12   | Programs are inviting, comfortable, and safe  | Extent to which program participants feel invited, comfortable, and safe   | 1 = does not provide for atmosphere, comfort, or safety; 5 = is inviting, comfortable, and safe                          | 3          | Community outreach indicates seniors would like a dedicated space for senior specific programs, better climate control in the activity center, and upgraded restrooms at District facilities. However, senior comments about the programs and District facilities were positive. |
| <b>Quality Score Total</b>             |        |      |   |  | <b>11</b>  |            |  |
| Costs                                  | 15%    | 13   | Minimizes TVRPD general fund subsidy  | Extent to which programs require general fund subsidy to attract users.  | 1 = greatly requires general fund subsidy; 5 = fully self sustaining   | 2          | There are fees for most programs seniors participate in, but fees do not cover operational costs.  |
|  |        | 14   | Cost of program to participants does not discourage participation                                     | Extent to which programs are affordable.   | 1 = Program fees discourage participation; 5 = Program fees make program accessible, yet offset operating costs          | 3          | TVRPD program fees are set at market rates, which does attract senior citizen participation; however, community outreach results indicate some seniors cannot afford the current programs.   |
|  |        | 15   | Creates opportunity for revenue   | Likelihood of creating opportunity for an external revenue stream.   | 1 = not likely to create revenue opportunity; 5 = very likely to create revenue opportunity                              | 2          | Senior citizen specific programs are General Fund subsidized in most Recreation Districts; however, there are opportunities for fee revenue and sponsor support.   |
|  |        | 16   | Provides flexibility to accommodate changing needs  | Extent to which program equipment and space can be used for multiple purposes, now or in the future.   | 1 = renovation or new equipment required to accommodate program changes; 5 = can be easily changed without new resources | 4          | Current programs are not senior citizen specific, but accommodate seniors within the rest of the community, so they are flexible and can adapt to changing needs.  |
| <b>Future Costs Score Total</b>        |        |      |   |  | <b>11</b>  |            |  |
| <b>WEIGHTED TOTAL SCORE</b>            |        |      |   |  | <b>12.95</b>   |            |  |

| Category | Weight | Goal | Performance Measure | Measurement Scale | Score | Discussion |
|----------|--------|------|---------------------|-------------------|-------|------------|
|----------|--------|------|---------------------|-------------------|-------|------------|

**Program Scoring**

**PROGRAM**

**Adult Programs Offered by TVRPD**

Sports and athletics (Basketball & Softball), exercise classes (Karate, Zumba, Jazzercise, Dancing)  
 Recreational swimming, holiday events, walk/runs, camping, fishing, hiking,

Score: 14.1

**Adult Programs Analysis**

- Adult programs, especially softball and basketball programs are well attended
- Most adult classes are for exercise and fitness
- Outdoor, unstructured programs (camping, fishing, hiking, biking, etc) are most popular with Tehachapi adults
- Special events are popular activities adults attend, mostly with their families
- Ballroom Dance and Recreational Swim are popular adult programs
- Women's and Co-ed Softball provide opportunities for females to compete
- No facility for dedicated arts & crafts studio or computer programs
- ADA access for adults to programs does not seem to be an issue

| Category                               | Weight | Goal | Performance Measure   | Measurement Scale  | Score  | Discussion |  |
|--|--------|------|---|--|--|------------|--|
| Demand                                 | 35%    | 1    | Programs and activities accommodate recreation activities that are in demand                          | Level of demand demonstrated by Needs Assessment, Utilization Review, or Community Outreach.   | 1 = low demand; 5 = high demand  | 3          | Current adult programming is limited to active sports and exercise programs and unstructured outdoor activities  |
|  |        | 2    | Compares well to what other Districts offer   | Extent to which program delivery is as good or better than what is offered in other recreation and park districts.   | 1 = not competitive with other communities; 5 = better than many other communities                                       | 3          | Most of the comparison Districts offer the same types of adult programs and activities. Some offer additional activities, such as, community gardens, arts & crafts, and more adult social activities.                         |
|  |        | 3    | Anticipates future trends in recreation and local demand  | Level of demand is being met as forecast by "Needs Assessment" or expected based on trends identified in Master Plan   | 1 = low future demand; 5 = high future demand  | 3          | Recreation Needs Assessment indicates a desire for a broader range of fitness and exercise activities for adults, more social activities and to better accommodate clubs and organizations events                              |
|  |        | 4    | Meets the needs of established special interests or user groups                                       | Extent to which program delivery is consistent with preferences of special interest or feedback from users   | 1 = contrary to club/user preferences; 5 = supports preferences of users   | 3          | Program meets demand for softball and basketball and swimming activities. Community clubs and organizations would like more cultural programs  |
|  |        | 5    | Avoids duplicating services   | Uniqueness relative to programs offered by Kern County, non-profits, or other agencies serving the greater Tehachapi area.   | 1 = duplicates nearby facility; 5 = unique in area   | 4          | TVRPD programs that adults participate in are not duplicated by any other agencies in the greater Tehachapi area.  |
| <b>Demand Score Total</b>              |        |      |   |  | <b>16</b>  |            |  |
| Location and Access                    | 30%    | 6    | Provides appropriate ease of access (easiest access for most popular activities)                      | Most popular activities are more centrally located and provide the most transportation options, while less popular activities may have more limited access.  | 1 = access is difficult; 5 = access is very easy   | 4          | Most popular adult programs, like softball and basketball, are easy to get to. Access to cultural programs is limited. Dog park has some access issues from adults living in outlying areas. Access to special events is easy. |
|  |        | 7    | Creates recreation opportunity near residents with limited nearby facilities                          | Extent to which programming reaches intended audience  | 1 = does not meet needs of intended audience; 5 = completely meets needs of intended audience                            | 4          | Additional neighborhood and community parks with sports fields would increase adult participation in sports activities. Current programs seem to meet current demand.  |
|  |        | 8    | Facility where programs take place have sufficient site attributes to support programs and activities | Extent to which facility allows users to enjoy the programs  | 1 = does not have sufficient amenities to make programs enjoyable; 5 = is well-suited to making programs enjoyable       | 3          | Ball fields and gym improvements were community outreach priorities. Community also wanted a new community center with studio spaces and crafts room.  |
|  |        | 9    | Compatible with other recreation program uses   | Extent to which programs complements other programs in same facility--by grouping people together with similar interests, providing for efficiencies in staff or equipment, or encouraging patrons to use multiple programs in a single visit. | 1 = creates potential conflict with other uses; 5 = good complement to other uses  | 3          | Program scheduling does not require a lot of take down and set up time between activities. Programs have to share multipurpose space. No dedicated studio space, exercise room, crafts room, etc.                              |
| <b>Location and Access Score Total</b> |        |      |   |  | <b>14</b>  |            |  |
| Quality                                | 20%    | 10   | Participant satisfaction is high  | Extent to which program attracts users and minimizes complaints.   | 1 = programs receive a high degree of customer complaints; 5 = programs receive customer praise                          | 4          | While requests for more adult specific programs and contract classes were received, adults in current programs spoke very positive of current activities offered.  |
|  |        | 11   | Program attendance is above 70% of capacity   | Extent to which program attracts minimum required number of participants and maximizes space use   | 1 = does not attract minimum number of participants; 5 = creates waiting list to get into the program                    | 4          | According to TVRPD attendance figures, adults have the greatest participation rates among all age groups.  |
|  |        | 12   | Programs are inviting, comfortable, and safe  | Extent to which program participants feel invited, comfortable, and safe   | 1 = does not provide for atmosphere, comfort, or safety; 5 = is inviting, comfortable, and safe                          | 3          | Community outreach indicates adults would like more contract classes for hobbies, learning, self improvement, and exercise. Positive comments about current facilities and programs, but would like new community center.      |
| <b>Quality Score Total</b>             |        |      |   |  | <b>11</b>  |            |  |
| Costs                                  | 15%    | 13   | Minimizes TVRPD general fund subsidy  | Extent to which programs require general fund subsidy to attract users.  | 1 = greatly requires general fund subsidy; 5 = fully self sustaining   | 4          | There are fees for most programs adults participate in, but fees do not cover 100% of operational costs.   |
|  |        | 14   | Cost of program to participants does not discourage participation                                     | Extent to which programs are affordable.   | 1 = Program fees discourage participation; 5 = Program fees make program accessible, yet offset operating costs          | 4          | TVRPD program fees are set at market rates, which does attract adult participation; however, community outreach results indicate adults want affordable programs   |
|  |        | 15   | Creates opportunity for revenue   | Likelihood of creating opportunity for an external revenue stream.   | 1 = not likely to create revenue opportunity; 5 = very likely to create revenue opportunity                              | 4          | Adults expect to pay for programs and fees can be charged.   |
|  |        | 16   | Provides flexibility to accommodate changing needs  | Extent to which program equipment and space can be used for multiple purposes, now or in the future.   | 1 = renovation or new equipment required to accommodate program changes; 5 = can be easily changed without new resources | 2          | Probably need new facilities or improved facilities to expand adult program offerings.   |
| <b>Future Costs Score Total</b>        |        |      |   |  | <b>14</b>  |            |  |
| <b>WEIGHTED TOTAL SCORE</b>            |        |      |   |  | <b>14.1</b>  |            |  |

| Category | Weight | Goal | Performance Measure | Measurement Scale | Score | Discussion |
|----------|--------|------|---------------------|-------------------|-------|------------|
|----------|--------|------|---------------------|-------------------|-------|------------|

**Program Scoring**

**PROGRAM**

**Youth/Teens Programs Offered by TVRPD**

Sports and athletics (Basketball, Karate, Volleyball, T-Ball, Swim Programs, Camps and Clinics)  
 Recreational swimming, holiday events, walk/runs, camping, fishing, hiking,

**Score: 12.85**

**Youth/Teen Programs Analysis**

- Youth and Teen sports programs are well attended, a full range of swim programs are offered for youth and teens
- Community outreach indicates need for more youth and teen contract classes & activities, such as music, movie making, dance classes, etc.
- Outdoor, unstructured programs (camping, fishing, hiking, biking, etc) are available
- Special events are popular activities with components specifically for youth and teens
- Skate park is specifically for youth and teens
- Classes for training for babysitting jobs, teen volunteer opportunities, and recreation leader interns were requested
- Community outreach indicated need for teen center as part of bigger community center with space for homework, entertainment and social activities.
- Skate park improvements and more youth sports fields were requested.

| Category                               | Weight     | Goal   | Performance Measure  | Measurement Scale  | Score        | Discussion  |
|--|------------|--|--|--|--------------|---|
| <b>Demand</b>                          | <b>35%</b> | <b>1 Programs and activities accommodate recreation activities that are in demand</b>                          | Level of demand demonstrated by Needs Assessment, Utilization Review, or Community Outreach.   | 1 = low demand; 5 = high demand  | 2            | Current youth and teen programming is limited to active sports and unstructured outdoor activities  |
|  |            | <b>2 Compares well to what other Districts offer</b>   | Extent to which program delivery is as good or better than what is offered in other recreation and park districts.   | 1 = not competitive with other communities; 5 = better than many other communities                                       | 2            | Comparison Districts offer the same types of youth and teen programs, most offer more arts & crafts, music and dance classes, and more social activities.         |
|  |            | <b>3 Anticipates future trends in recreation and local demand</b>  | Level of demand is being met as forecast by "Needs Assessment" or expected based on trends identified in Master Plan   | 1 = low future demand; 5 = high future demand  | 3            | Swim and Sports programs are keeping up with recreation trends, will need new facility to expand classes and social programs                                      |
|  |            | <b>4 Meets the needs of established special interests or user groups</b>                                       | Extent to which program delivery is consistent with preferences of special interest or feedback from users   | 1 = contrary to club/user preferences; 5 = supports preferences of users   | 4            | Program meets demand for basketball, volleyball and swimming activities. Skateboarder needs are being met. <b>Need more classes and social activities.</b>        |
|  |            | <b>5 Avoids duplicating services</b>   | Uniqueness relative to programs offered by Kern County, non=profits, or other agencies serving the greater Tehachapi area.   | 1 = duplicates nearby facility; 5 = unique in area   | 4            | TVRPD programs for youth and teens are not duplicated by any other agencies in the greater Tehachapi area.  |
| <b>Demand Score Total</b>              |            |  |  |  | <b>15</b>    |   |
| <b>Location and Access</b>             | <b>30%</b> | <b>6 Provides appropriate ease of access (easiest access for most popular activities)</b>                      | Most popular activities are more centrally located and provide the most transportation options, while less popular activities may have more limited access.  | 1 = access is difficult; 5 = access is very easy   | 3            | Access to gym, pool and skate park are moderately easy. Youth and teens in outlying areas may have some transportation problems accessing facilities.             |
|  |            | <b>7 Creates recreation opportunity near residents with limited nearby facilities</b>                          | Extent to which programming reaches intended audience  | 1 = does not meet needs of intended audience; 5 = completely meets needs of intended audience                            | 4            | Additional teen and community center and additional sports fields would increase youth and teen participation. Runs and outdoor activities are accessible to all. |
|  |            | <b>8 Facility where programs take place have sufficient site attributes to support programs and activities</b> | Extent to which facility allows users to enjoy the programs  | 1 = does not have sufficient amenities to make programs enjoyable; 5 = is well-suited to making programs enjoyable       | 2            | Ball fields and gym improvements were community outreach priorities. Community also wanted a new community center with teen center.                               |
|  |            | <b>9 Compatible with other recreation program uses</b>   | Extent to which programs complements other programs in same facility--by grouping people together with similar interests, providing for efficiencies in staff or equipment, or encouraging patrons to use multiple programs in a single visit. | 1 = creates potential conflict with other uses; 5 = good complement to other uses  | 3            | Program scheduling does not require a lot of take down and set up time between activities. Programs have to share multipurpose space. No dedicated teen center.   |
| <b>Location and Access Score Total</b> |            |  |  |  | <b>12</b>    |   |
| <b>Quality</b>                         | <b>20%</b> | <b>10 Participant satisfaction is high</b>   | Extent to which program attracts users and minimizes complaints.   | 1 = programs receive a high degree of customer complaints; 5 = programs receive customer praise                          | 4            | Youth and teens gave positive feedback on sports, swimming and skateboard park.   |
|  |            | <b>11 Program attendance is above 70% of capacity</b>  | Extent to which program attracts minimum required number of participants and maximizes space use   | 1 = does not attract minimum number of participants; 5 = creates waiting list to get into the program                    | 4            | According to TVRPD attendance figures, youth camps and sports programs have the greatest participation rates.   |
|  |            | <b>12 Programs are inviting, comfortable, and safe</b>   | Extent to which program participants feel invited, comfortable, and safe   | 1 = does not provide for atmosphere, comfort, or safety; 5 = is inviting, comfortable, and safe                          | 3            | Community outreach indicates youth and teens would like more contract classes, safe social activities and a new community/teen center .                           |
| <b>Quality Score Total</b>             |            |  |  |  | <b>11</b>    |   |
| <b>Costs</b>                           | <b>15%</b> | <b>13 Minimizes TVRPD general fund subsidy</b>   | Extent to which programs require general fund subsidy to attract users.  | 1 = greatly requires general fund subsidy; 5 = fully self sustaining   | 3            | There are fees for most youth and teen programs, but programs require General Fund subsidy.   |
|  |            | <b>14 Cost of program to participants does not discourage participation</b>                                    | Extent to which programs are affordable.   | 1 = Program fees discourage participation; 5 = Program fees make program accessible, yet offset operating costs          | 4            | TVRPD youth and teen program fees are among the most affordable. Fees do not seem to be a deterrent to participation.   |
|  |            | <b>15 Creates opportunity for revenue</b>  | Likelihood of creating opportunity for an external revenue stream.   | 1 = not likely to create revenue opportunity; 5 = very likely to create revenue opportunity                              | 3            | Most youth and teen programs have fees, may be some sponsorship/scholarship opportunities from local businesses.  |
|  |            | <b>16 Provides flexibility to accommodate changing needs</b>   | Extent to which program equipment and space can be used for multiple purposes, now or in the future.   | 1 = renovation or new equipment required to accommodate program changes; 5 = can be easily changed without new resources | 2            | Probably need new facilities or improved facilities to expand youth and teen program offerings.   |
| <b>Future Costs Score Total</b>        |            |  |  |  | <b>12</b>    |   |
| <b>WEIGHTED TOTAL SCORE</b>            |            |  |  |  | <b>12.85</b> |   |

| Category | Weight | Goal | Performance Measure | Measurement Scale | Score | Discussion |
|----------|--------|------|---------------------|-------------------|-------|------------|
|----------|--------|------|---------------------|-------------------|-------|------------|

**Program Scoring**

**PROGRAM**

**Preschool/Toddler Programs Offered by TVRPD**

Big Tots (Age 3-5), Tiny Tots (Age One and a Half to 3), Swim programs, and Mommy & Me Activities  
 Holiday events (Easter Egg Hunt and Breakfast with Santa), walk/run events, and a Soccer Academy

Score: 14.4

**Preschool/Toddler Programs Analysis**

- Current Preschool/Toddler programs concentrate on day care, soccer and swimming activities.
- Community outreach indicates need for more contract classes & activities, such as music, dance and craft classes for this age group.
- Events for Preschool/Toddlers are popular, such as Breakfast with Santa and community outreach indicated more holiday themed activities are warranted.
- More special parent child activities were requested.
- The Tiny Tot programs, Soccer Academy and Swim Lessons draw the most preschool/toddler participation.
- Inclusion of specific activities for preschoolers and tots in special events received very positive feedback.
- Community outreach indicated need for expanded and improved preschool facilities.
- T-Ball is also a popular program for this age group and received positive comments.

| Category                               | Weight | Goal  | Performance Measure  | Measurement Scale  | Score       | Discussion  |
|--|--------|---|--|--|-------------|---|
| Demand                                 | 35%    | 1 Programs and activities accommodate recreation activities that are in demand                          | Level of demand demonstrated by Needs Assessment, Utilization Review, or Community Outreach.   | 1 = low demand; 5 = high demand  | 4           | Current preschool/toddler programming is focused on daycare, sports and swimming, community would like additional programs.   |
|  |        | 2 Compares well to what other Districts offer   | Extent to which program delivery is as good or better than what is offered in other recreation and park districts.   | 1 = not competitive with other communities; 5 = better than many other communities                                       | 3           | Comparison Districts offer the same types of preschool/toddler programs, most offer more arts & crafts, music and dance classes, and more preschool events.               |
|  |        | 3 Anticipates future trends in recreation and local demand  | Level of demand is being met as forecast by "Needs Assessment" or expected based on trends identified in Master Plan   | 1 = low future demand; 5 = high future demand  | 3           | Swim and Sports programs are keeping up with recreation trends, could use improved and expanded preschool facility to meet demand.  |
|  |        | 4 Meets the needs of established special interests or user groups                                       | Extent to which program delivery is consistent with preferences of special interest or feedback from users   | 1 = contrary to club/user preferences; 5 = supports preferences of users   | 5           | Preschool/Toddler programs are very essential to the community and current programs focus on highest needed activities.   |
|  |        | 5 Avoids duplicating services   | Uniqueness relative to programs offered by Kern County, non=profits, or other agencies serving the greater Tehachapi area.   | 1 = duplicates nearby facility; 5 = unique in area   | 4           | TVRPD programs for preschool/toddlers are not duplicated by any other agencies in the greater Tehachapi area.   |
| <b>Demand Score Total</b>              |        |   |  |  | <b>19</b>   |   |
| Location and Access                    | 30%    | 6 Provides appropriate ease of access (easiest access for most popular activities)                      | Most popular activities are more centrally located and provide the most transportation options, while less popular activities may have more limited access.  | 1 = access is difficult; 5 = access is very easy   | 3           | Preschool/Toddler Access to activity center, pool and events are moderately easy. Families in outlying areas may have some transportation problems. accessing facilities. |
|  |        | 7 Creates recreation opportunity near residents with limited nearby facilities                          | Extent to which programming reaches intended audience  | 1 = does not meet needs of intended audience; 5 = completely meets needs of intended audience                            | 3           | Another community center with preschool facilities and additional T-Ball fields would increase participation in this age group.   |
|  |        | 8 Facility where programs take place have sufficient site attributes to support programs and activities | Extent to which facility allows users to enjoy the programs  | 1 = does not have sufficient amenities to make programs enjoyable; 5 = is well-suited to making programs enjoyable       | 3           | Community would like improved and expanded preschool/toddler facilities so programming demand can be met in the future.   |
|  |        | 9 Compatible with other recreation program uses   | Extent to which programs complements other programs in same facility--by grouping people together with similar interests, providing for efficiencies in staff or equipment, or encouraging patrons to use multiple programs in a single visit. | 1 = creates potential conflict with other uses; 5 = good complement to other uses  | 3           | Program scheduling does make using preschool/toddler space cumbersome for other uses. Community would like a dedicated facility.  |
| <b>Location and Access Score Total</b> |        |   |  |  | <b>12</b>   |   |
| Quality                                | 20%    | 10 Participant satisfaction is high   | Extent to which program attracts users and minimizes complaints.   | 1 = programs receive a high degree of customer complaints; 5 = programs receive customer praise                          | 4           | Parents of participants rate the programs very high.  |
|  |        | 11 Program attendance is above 70% of capacity  | Extent to which program attracts minimum required number of participants and maximizes space use   | 1 = does not attract minimum number of participants; 5 = creates waiting list to get into the program                    | 4           | According to TVRPD attendance figures, Big Tots and Tiny Tots have capacity participation rates.  |
|  |        | 12 Programs are inviting, comfortable, and safe   | Extent to which program participants feel invited, comfortable, and safe   | 1 = does not provide for atmosphere, comfort, or safety; 5 = is inviting, comfortable, and safe                          | 3           | Community outreach indicates satisfaction with facilities, but would like expanded and improved preschool facilities.   |
| <b>Quality Score Total</b>             |        |   |  |  | <b>11</b>   |   |
| Costs                                  | 15%    | 13 Minimizes TVRPD general fund subsidy   | Extent to which programs require general fund subsidy to attract users.  | 1 = greatly requires general fund subsidy; 5 = fully self sustaining   | 3           | Fees for Big Tots and Tiny Tots cover direct costs, but most preschool/toddler programs require General Fund subsidy.   |
|  |        | 14 Cost of program to participants does not discourage participation                                    | Extent to which programs are affordable.   | 1 = Program fees discourage participation; 5 = Program fees make program accessible, yet offset operating costs          | 4           | Preschool/toddler participation rates indicate fees do not seem to be a deterrent to participation.   |
|  |        | 15 Creates opportunity for revenue  | Likelihood of creating opportunity for an external revenue stream.   | 1 = not likely to create revenue opportunity; 5 = very likely to create revenue opportunity                              | 3           | Could create opportunities for volunteers, donations and sponsors for special events.   |
|  |        | 16 Provides flexibility to accommodate changing needs   | Extent to which program equipment and space can be used for multiple purposes, now or in the future.   | 1 = renovation or new equipment required to accommodate program changes; 5 = can be easily changed without new resources | 3           | Probably need new facilities or improved facilities to expand preschool/toddler program offerings.  |
| <b>Future Costs Score Total</b>        |        |   |  |  | <b>13</b>   |   |
| <b>WEIGHTED TOTAL SCORE</b>            |        |   |  |  | <b>14.4</b> |   |

| Category | Weight | Goal | Performance Measure | Measurement Scale | Score | Discussion |
|----------|--------|------|---------------------|-------------------|-------|------------|
|----------|--------|------|---------------------|-------------------|-------|------------|

**Program Scoring**

**PROGRAM**

**Special Events Offered by TVRPD**

Several Runs including Bun Run, Summer Fun Run, Pumpkin Run, and Raindeer Run

Family events include the Easter/Chick Race, Fishing Derby, Cinco de Mayo Celebration, Old Timers Picnic, and Breakfast with Santa

Score: 15.25

**Special Event Program Analysis**

- Special events are well attended with 300 to 500 participants each.
- TVRPD has the following partnerships that use TVRPD facilities for events and activities:
  - Valley Caregiver Resource Center-Respite Program, The Salvation Army's Senior Sack Program and Commodities program for low income families.
  - The California Highway Patrol Start Smart driving safety program for teen drivers.
  - Boy Scouts of America, Girl Scouts of America, Kern County Probation Department, City of Tehachapi Police Department K-9 training.
  - Knights of Columbus, American Legion, Leukemia and Lymphoma Society, AARP
  - Tehachapi Unified School District and Chamber of Commerce
- More Skate Park special events were requested by users

| Category                               | Weight | Goal | Performance Measure   | Measurement Scale  | Score  | Discussion |   |
|--|--------|------|---|--|--|------------|---|
| Demand                                 | 35%    | 1    | Programs and activities accommodate recreation activities that are in demand                          | Level of demand demonstrated by Needs Assessment, Utilization Review, or Community Outreach.   | 1 = low demand; 5 = high demand  | 5          | Current demand for special events is for run activities and family holiday events and TVRPD provides those events.  |
|  |        | 2    | Compares well to what other Districts offer   | Extent to which program delivery is as good or better than what is offered in other recreation and park districts.   | 1 = not competitive with other communities; 5 = better than many other communities                                       | 5          | Comparison Districts offer the same types of special events and partner with community organizations like TVRPD does.   |
|  |        | 3    | Anticipates future trends in recreation and local demand  | Level of demand is being met as forecast by "Needs Assessment" or expected based on trends identified in Master Plan   | 1 = low future demand; 5 = high future demand  | 3          | Future trends will require more senior special events, preschool/toddler events and teen specific events.   |
|  |        | 4    | Meets the needs of established special interests or user groups                                       | Extent to which program delivery is consistent with preferences of special interest or feedback from users   | 1 = contrary to club/user preferences; 5 = supports preferences of users   | 5          | TVRPD partnerships meet demand for community special events and activities.   |
|  |        | 5    | Avoids duplicating services   | Uniqueness relative to programs offered by Kern County, non-profits, or other agencies serving the greater Tehachapi area.   | 1 = duplicates nearby facility; 5 = unique in area   | 5          | TVRPD special events are not duplicated by any other agencies in the greater Tehachapi area.  |
| <b>Demand Score Total</b>              |        |      |   |  | <b>23</b>  |            |   |
| Location and Access                    | 30%    | 6    | Provides appropriate ease of access (easiest access for most popular activities)                      | Most popular activities are more centrally located and provide the most transportation options, while less popular activities may have more limited access.  | 1 = access is difficult; 5 = access is very easy   | 3          | Run events and fishing derby are easily accessible, parking can be an issue, holiday events are centrally located.  |
|  |        | 7    | Creates recreation opportunity near residents with limited nearby facilities                          | Extent to which programming reaches intended audience  | 1 = does not meet needs of intended audience; 5 = completely meets needs of intended audience                            | 4          | Residents in outlying areas can access most events; however, all events tend to be centrally located and do not travel to outlying areas of the District.   |
|  |        | 8    | Facility where programs take place have sufficient site attributes to support programs and activities | Extent to which facility allows users to enjoy the programs  | 1 = does not have sufficient amenities to make programs enjoyable; 5 = is well-suited to making programs enjoyable       | 2          | Community has requested air condition improvements and rest room improvements to existing facilities and would like a new community events facility for the future.   |
|  |        | 9    | Compatible with other recreation program uses   | Extent to which programs complements other programs in same facility--by grouping people together with similar interests, providing for efficiencies in staff or equipment, or encouraging patrons to use multiple programs in a single visit. | 1 = creates potential conflict with other uses; 5 = good complement to other uses  | 3          | TVRPD event scheduling does not conflict with other agency events and TVRPD's special events are compatible with their partners special events.   |
| <b>Location and Access Score Total</b> |        |      |   |  | <b>12</b>  |            |   |
| Quality                                | 20%    | 10   | Participant satisfaction is high  | Extent to which program attracts users and minimizes complaints.   | 1 = programs receive a high degree of customer complaints; 5 = programs receive customer praise                          | 4          | The community seems to love the special events, positive feedback from outreach tools, events are well attended, and residents would like special events expanded.  |
|  |        | 11   | Program attendance is above 70% of capacity   | Extent to which program attracts minimum required number of participants and maximizes space use   | 1 = does not attract minimum number of participants; 5 = creates waiting list to get into the program                    | 3          | According to TVRPD attendance figures special events drew a total of 2,000 participants, which represents about 9% of the population in the service area. Most Districts have a goal of reaching 10% or better participation. |
|  |        | 12   | Programs are inviting, comfortable, and safe  | Extent to which program participants feel invited, comfortable, and safe   | 1 = does not provide for atmosphere, comfort, or safety; 5 = is inviting, comfortable, and safe                          | 2          | Community outreach indicates complaints about the air conditioning in the gym, lack of community event space, and desire for better restrooms.  |
| <b>Quality Score Total</b>             |        |      |   |  | <b>9</b>   |            |   |
| Costs                                  | 15%    | 13   | Minimizes TVRPD general fund subsidy  | Extent to which programs require general fund subsidy to attract users.  | 1 = greatly requires general fund subsidy; 5 = fully self sustaining   | 3          | Special events require General Fund subsidy, but they are for the whole community, thus a justifiable General Fund cost.  |
|  |        | 14   | Cost of program to participants does not discourage participation                                     | Extent to which programs are affordable.   | 1 = Program fees discourage participation; 5 = Program fees make program accessible, yet offset operating costs          | 4          | During the community outreach no complaints were received regarding the cost of special events.   |
|  |        | 15   | Creates opportunity for revenue   | Likelihood of creating opportunity for an external revenue stream.   | 1 = not likely to create revenue opportunity; 5 = very likely to create revenue opportunity                              | 3          | Most TVRPD special events have some sponsorship from local businesses and community organizations. There is opportunity for greater donor and business sponsorships.  |
|  |        | 16   | Provides flexibility to accommodate changing needs  | Extent to which program equipment and space can be used for multiple purposes, now or in the future.   | 1 = renovation or new equipment required to accommodate program changes; 5 = can be easily changed without new resources | 2          | Probably need new facilities or improved facilities to expand special event offerings.  |
| <b>Future Costs Score Total</b>        |        |      |   |  | <b>12</b>  |            |   |
| <b>WEIGHTED TOTAL SCORE</b>            |        |      |   |  | <b>15.25</b>   |            |   |



## appendix e

---

### TVRPD PROGRESS DURING MASTER PLAN PROCESS









July 16, 2013

TVRPD progress during Master Plan Process

January 2012 through July 2013

- Budget structure is modified for transparency, accuracy and planning.
- TVRPD is notified of over \$200,000 increase in tax revenue from alternative energy.
- Ad hoc committee reviews drafts and preliminary conclusions and identifies changes necessary to budget, personnel and district map.
  
- District Manager Hired
  
- Recommendations implemented as set forth in Master Plan
  - Recreation Supervisor and Maintenance Forman are hired.
  - Viable partnerships are formed with community stakeholders and groups
  - Sponsors begin to invest in TVRPD programs
  
- Policy & Personnel Manual drafted.
- Detailed scrutiny of expenses in process
- Detailed scrutiny of customer contracts in process
- Summer programming is enhanced and improvement plans under review for implementation including Master Plan recommendations
- Parks maintenance is improved
- Park maintenance planning in effect
- All parks and park property under review and will finalize capital improvement plans upon completion of Master Plan
- District is identifying income sources through programming, sponsorships and grants.
- District is currently applying for grants for staff education development.

May through July 2013

- Master plan is in 'final review'.